

E305 EVOLUTION



| | |
|-------------------------------|----------------------------------|
| Net flywheel power | 148 kW - 201 hp |
| Operating weight (max) | 31 560 kg |
| Bucket capacity | 0.60 - 1.65 m³ |



EVOLVING TECHNOLOGY

E305 ***EVOLUTION***

- ***Evolution
in technology***
- ***Evolution
in productivity
and consumption***
- ***Evolution
in comfort
and safety***
- ***Evolution
in accessibility
and service***
- ***Evolution
in equipment
and versatility***



Standard HD dippersticks

With reinforcements antiwear on dipperstick to withstand the excellent lifting capacities and the powerful breakout force.



EVOLVING TECHNOLOGY



Reinforced HD tracks
for top reliability in the toughest applications
and long-lasting.



**S.H.S.
(Smart Hydraulic System)**
for simultaneous movements
and superior controllability.
Double pumps flow standard



"High Space" cab
Outstanding ergonomics, perfect
all-round visibility and reduced noise
level are just a few of the pluses of
this innovative cab.

Specifications



Tier 2 emissioned engine

Net flywheel power (ISO 14396) 148 kW/201 hp
 Governed rpm 2100
 Make and model CNH F4AE0684K*D101
 Type diesel 4-stroke, direct injection, turbocharged and intercooler
 Displacement 5.9 l
 Number of cylinders 6
 Bore x stroke 102 x 120 mm
 Maximum torque at 1400 rpm 850 Nm

Remote engine oil filter for easy replacement

Electronic engine rpm control, dial type

Auto-Idling selector returns engine to minimum rpm when all controls are in neutral position

-15° outside temperature start as standard equipment (-25° optional)

The engine conforms to 97/68/CE STAGE 2 Standards



Electrical system

Voltage 24 V
 Alternator 70 A
 Starter motor 4 kW
 Standard maintenance-free batteries 2
 Capacity 160 Ah



Hydraulic system

New S.H.S. (Smart Hydraulic System) for perfect controllability and complete simultaneity of all movements.

New generation **A.I. (Artificial Intelligence)** on-board computer

A.P.S. (Automatic Priority System) device

Computerized pumps delivery and main control valve actuation in relation to manipulators stroke and working pressure demand

E.S.S.C. (Engine Speed Sensing Control) device for total installed hydraulic power exploitation

High definition E.T.U. (Easy to Use) multi-function monitor incorporating:

- Maintenance programme
- Self Diagnosis System
- Operating Data Storage

Mechatronic Work Selector (M.W.S.):

- **Standard Mode (W)** - Standard operating mode

- **Heavy/Mechatronic Mode (H/M)** - Maximum hydraulic power for top productivity. In this mode, the unit **"learns"** the type of operation being completed after 2 cycles and automatically selects maximum efficiency/speed and operating precision with the **A.P.S. (Automatic Priority System)** device

- **Attachments Mode (A)** - Possibility of selecting and storing delivery required for special tools from the operator compartment

Continuous untimed insertion **Power Boost Device**. Continuous insertion of the device, when selected, ensures maximum digging performance and productivity in the toughest applications.

Standard double pumps flow device

Piping pressure discharge push button to facilitate tooling changeover without piping oil leakage.

Hammer/crusher two-directional system

Main pumps:

Two variable delivery pumps with electronic delivery adjustment. Pumps automatically revert to zero delivery with controls in neutral.

Maximum delivery 2 x 241 l/min

Piloting circuit gear type pump

Maximum delivery 21 l/min

Maximum operating pressure:

Equipment/travel 34.3 MPa

Swing 28.5 MPa

Power Boost 37.7 MPa

Hydraulic cylinders double effect

- Lift (2) - bore x stroke 140 x 1235 mm

- Dipperstick (1) - bore x stroke 145 x 1670 mm

- Bucket (1) - bore x stroke 130 x 1208 mm

- Positioning (only triple articulation)
 bore x stroke 150 x 1230 mm

Independent hammer/positioning cylinder control



Transmission

Type hydrostatic, two-speed

Travel motors axial pistons type, double displacement

Brakes oil bath disc type, automatically applied and hydraulically released

Final drive oil bath, planetary reduction

Gradeability (continuous) 70% (35°)

Travel speeds:

low from 0 to 3.4 km/h

high from 0 to 5.5 km/h

Automatic Down Shift device: to move travel motors to maximum displacement position with selector on "high speed" position when greater traction is required.



Swing

Swing motor axial piston type

Swing brake oil bath disc type, automatically applied and hydraulically released

Final drive oil bath, planetary reduction

Swing ring grease bath type

Swing speed 11.0 rpm



Cab and controls

Transparent cab roof.

Standard automatic conditioning.

Controls piloted

Two cross path manipulators actuate all equipment movements and upperstructure swing.

Two pedals with hand levers control all track movements, counter-rotation included.

A safety lever completely neutralizes the piloting circuit



Undercarriage

X-frame undercarriage design

Reinforced track chain with sealed bushings.

| | E305EL | E305LC |
|--------------------------------|---------|---------|
| Track rollers (each side) | 9 | 9 |
| Carrier rollers (each side) | 2 | 2 |
| Length of track on ground (mm) | 4010 | 4010 |
| Gauge (mm) | 2390 | 2590 |
| Shoes (mm) | 600-700 | 600-700 |
| | 800-900 | 800-900 |



Capacities

Engine litres

Lube oil 17.0

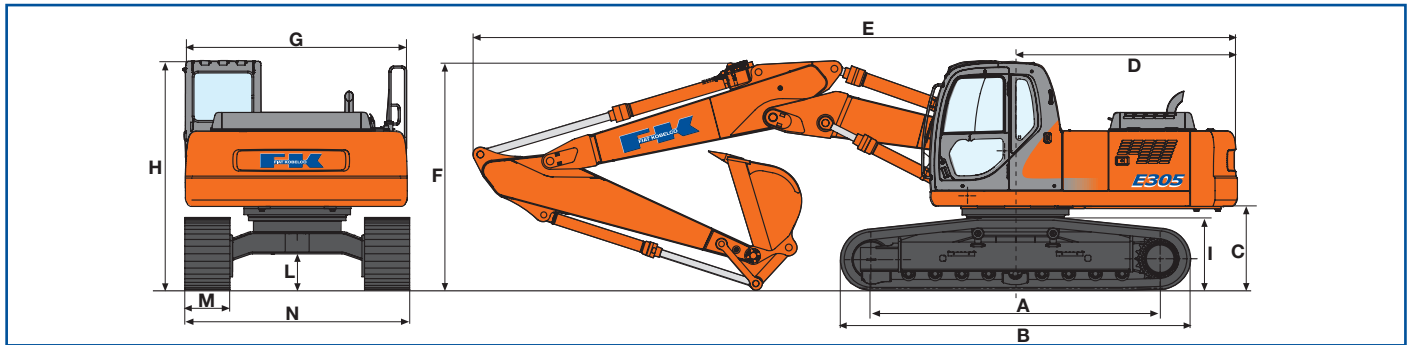
Coolant 23.0

Fuel tank 447.0

Hydraulic system 280.0

Triple articulation boom

Dimensions (mm) - Operating weights



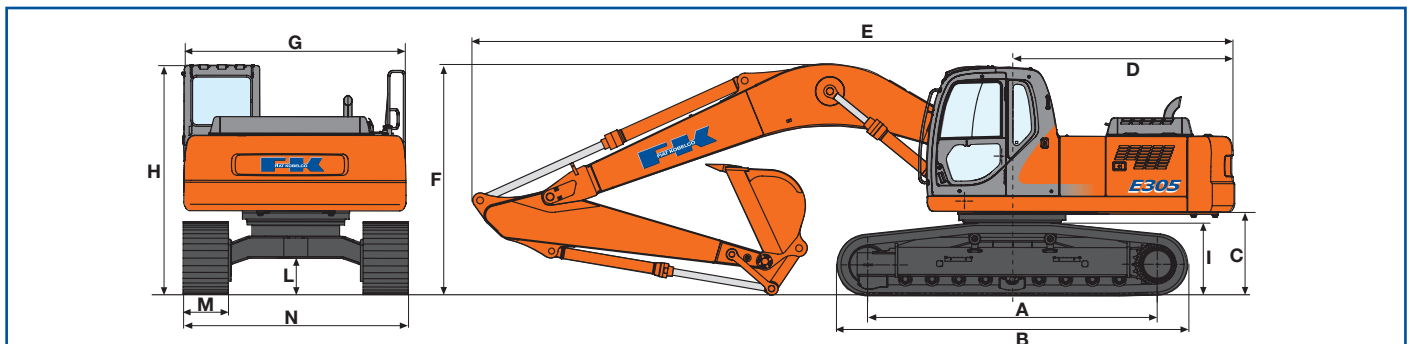
| Versions | A | B | C | D | E(*) | F(*) | G | H | I | L |
|---------------|------|------|------|------|-----------|----------|------|------|------|-----|
| E305EL | 4010 | 4870 | 1245 | 2950 | (1) 10420 | (1) 3270 | 2950 | 3170 | 1040 | 539 |
| | | | | | (2) 10320 | (2) 3220 | | | | |
| | | | | | (3) 10260 | (3) 3060 | | | | |
| | | | | | (4) 10250 | (4) 3290 | | | | |
| E305LC | 4010 | 4870 | 1245 | 2950 | (1) 10420 | (1) 3270 | 2950 | 3170 | 1040 | 539 |
| | | | | | (2) 10320 | (2) 3220 | | | | |
| | | | | | (3) 10260 | (3) 3060 | | | | |
| | | | | | (4) 10250 | (4) 3290 | | | | |

(*) Dipperstick: (1) 2 100 mm, (2) 2 400 mm, (3) 3 100 mm, (4) 3 750 mm

| | | E305EL | | | | E305LC | | | |
|---------------------------------|------------|--------|-------|-------|-------|--------|-------|-------|-------|
| M - Shoe width | mm | 600 | 700 | 800 | 900 | 600 | 700 | 800 | 900 |
| N - maximum width | mm | 2990 | 3090 | 3190 | 3290 | 3190 | 3290 | 3390 | 3490 |
| Operating weight | kg | 30300 | 30700 | 31100 | 31500 | 30360 | 30760 | 31160 | 31560 |
| Specific ground pressure | bar | 0.62 | 0.54 | 0.48 | 0.43 | 0.62 | 0.54 | 0.48 | 0.43 |

Monobloc boom

Dimensions (mm) - Operating weights



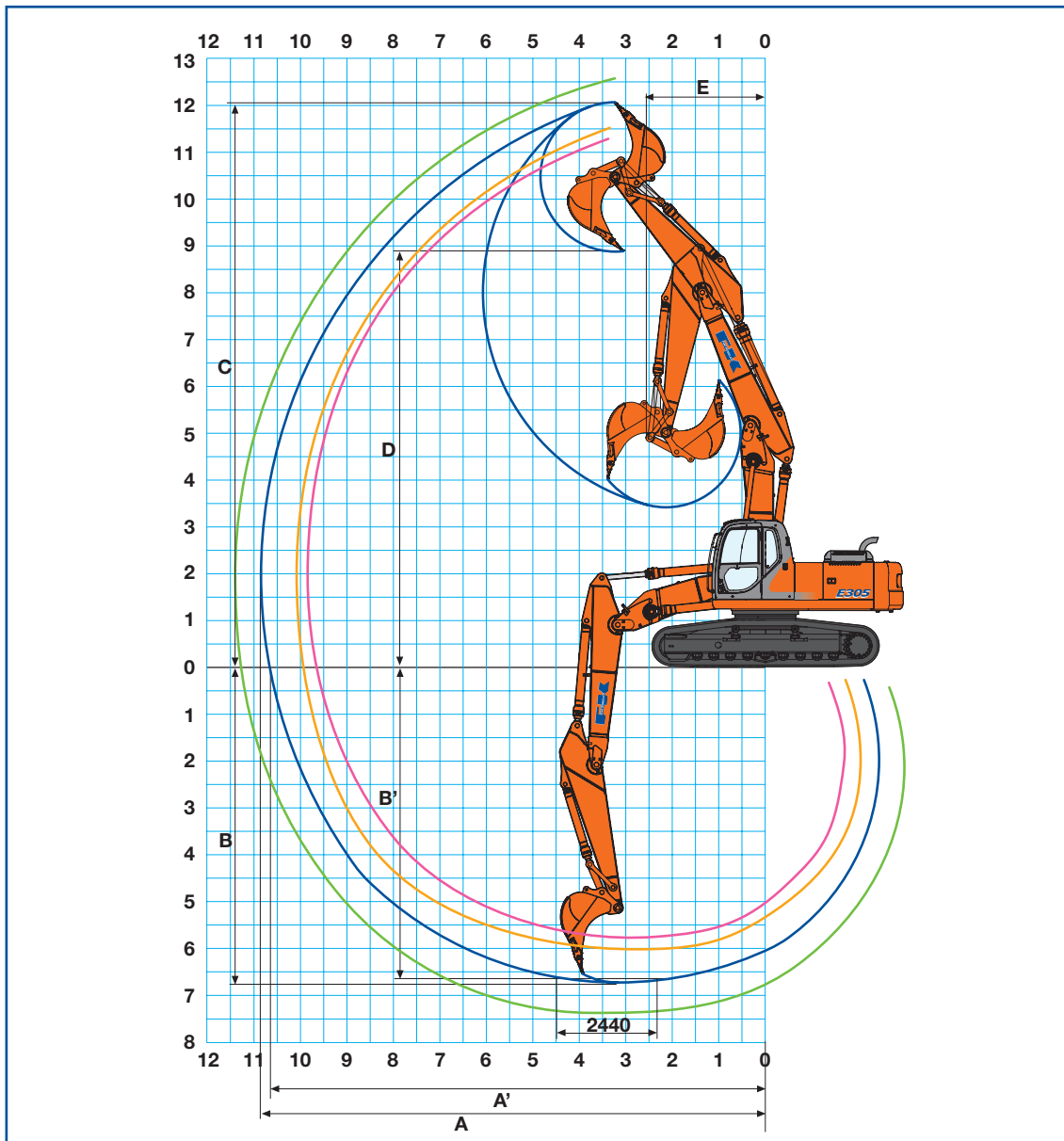
| Versions | A | B | C | D | E(*) | F(*) | G | H | I | L |
|---------------|------|------|------|------|-----------|----------|------|------|------|-----|
| E305EL | 4010 | 4870 | 1245 | 2950 | (1) 10470 | (1) 3490 | 2950 | 3170 | 1040 | 539 |
| | | | | | (2) 10370 | (2) 3410 | | | | |
| | | | | | (3) 10270 | (3) 3160 | | | | |
| | | | | | (4) 10280 | (4) 3200 | | | | |
| E305LC | 4010 | 4870 | 1245 | 2950 | (1) 10470 | (1) 3490 | 2950 | 3170 | 1040 | 539 |
| | | | | | (2) 10370 | (2) 3410 | | | | |
| | | | | | (3) 10270 | (3) 3160 | | | | |
| | | | | | (4) 10280 | (4) 3200 | | | | |

(*) Dipperstick: (1) 2 100 mm, (2) 2 400 mm, (3) 3 100 mm, (4) 3 750 mm

| | | E305EL | | | | E305LC | | | |
|---------------------------------|------------|--------|-------|-------|-------|--------|-------|-------|-------|
| M - Shoe width | mm | 600 | 700 | 800 | 900 | 600 | 700 | 800 | 900 |
| N - maximum width | mm | 2990 | 3090 | 3190 | 3290 | 3190 | 3290 | 3390 | 3490 |
| Operating weight | kg | 29400 | 29800 | 30200 | 30600 | 29460 | 29860 | 30260 | 30660 |
| Specific ground pressure | bar | 0.60 | 0.52 | 0.46 | 0.42 | 0.60 | 0.52 | 0.46 | 0.42 |

Triple Articulation Version

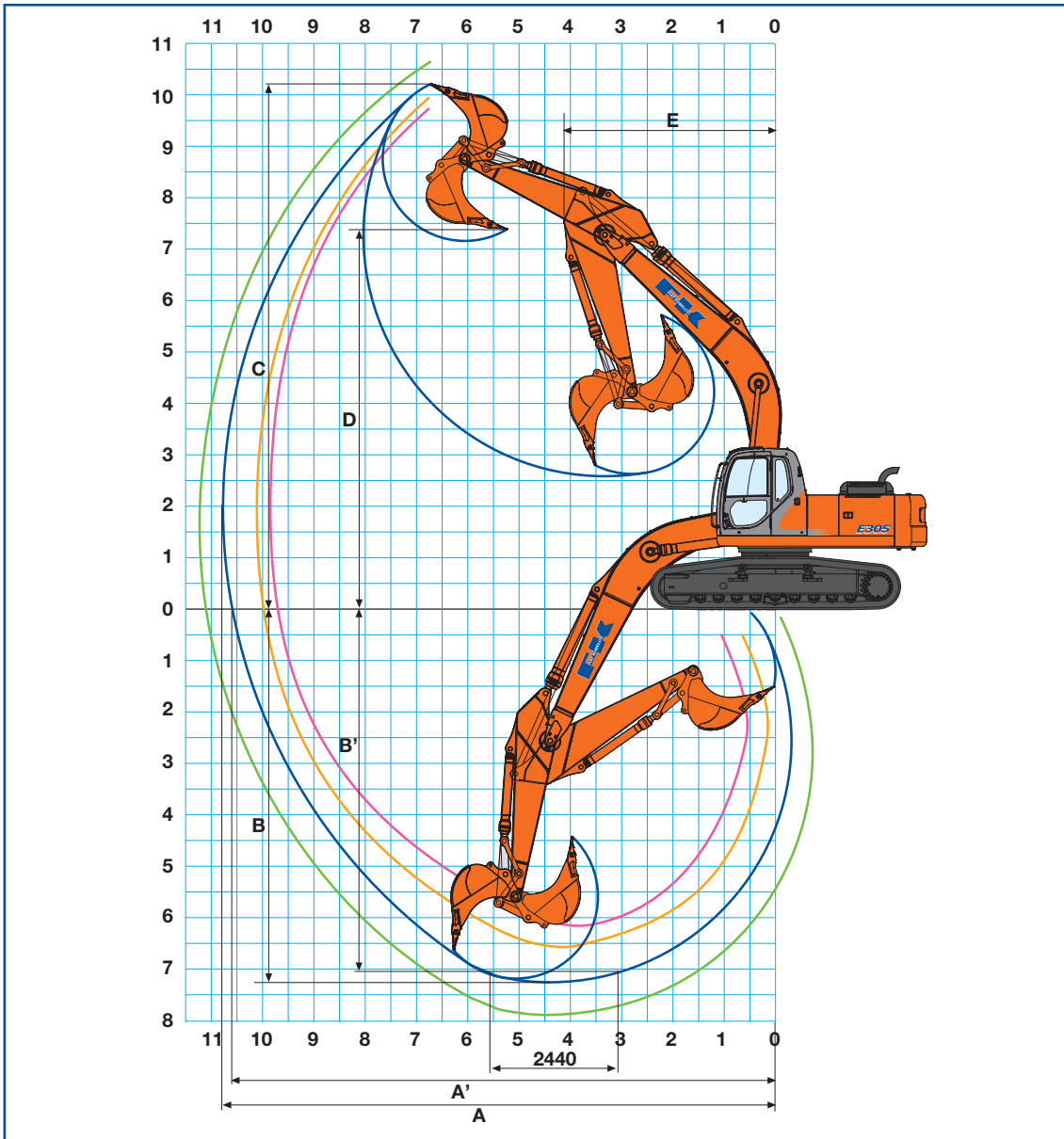
Digging performance



| | | ● | ● | ● | ● |
|-----------------------------------|-----|--|--|--|--|
| Dipperstick | mm | 2100 | 2400 | 3100 | 3750 |
| A | mm | 9857 | 10152 | 10800 | 11447 |
| A' | mm | 9655 | 9956 | 10616 | 11273 |
| B | mm | 5778 | 6079 | 6761 | 7416 |
| B' | mm | 5666 | 5972 | 6663 | 7326 |
| C | mm | 11301 | 11564 | 12088 | 12659 |
| D | mm | 8105 | 8366 | 8891 | 9462 |
| E | mm | 3084 | 2911 | 2562 | 2645 |
| Breakout force | | | | | |
| Bucket | daN | 17700 | 17700 | 17700 | 17700 |
| Dipperstick | daN | 18000 | 16100 | 12900 | 11000 |
| With "Power Boost" on: | | | | | |
| Bucket | daN | 19500 | 19500 | 19500 | 19500 |
| Dipperstick | daN | 20000 | 17800 | 14400 | 12300 |

Monobloc Version

Digging performance

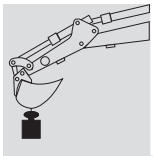


| | | ● | ● | ● | ● |
|--------------------------|-----|-------------------------------------|---------------------------------------|-------------------------------------|--------------------------------------|
| Dipperstick | mm | 2100 | 2400 | 3100 | 3750 |
| A | mm | 9830 | 10120 | 10750 | 11389 |
| A' | mm | 9628 | 9924 | 10565 | 11215 |
| B | mm | 6254 | 6554 | 7254 | 7904 |
| B' | mm | 6034 | 6357 | 7088 | 7763 |
| C | mm | 9747 | 9942 | 10232 | 10632 |
| D | mm | 6978 | 7128 | 7402 | 7770 |
| E | mm | 4226 | 4216 | 4116 | 4113 |
| Breakout force | | | | | |
| Bucket | daN | 17700 | 17700 | 17700 | 17700 |
| Dipperstick | daN | 18000 | 16100 | 12900 | 11000 |
| With | | | | | |
| “Power Boost” on: | | | | | |
| Bucket | daN | 19500 | 19500 | 19500 | 19500 |
| Dipperstick | daN | 20000 | 17800 | 14400 | 12300 |

E305 Evolution - Lifting capacity

EL Version

Value are expressed in tonnes.



| | | Radius of load | | | | | | | | | | | | | | |
|--|--|----------------|------|-------|------|-------|------|-------|------|-------|------|-------|------|--------------|------|------------|
| | | 1.5 m | | 3.0 m | | 4.5 m | | 6.0 m | | 7.5 m | | 9.0 m | | At max reach | | Reach m |
| | | Front | Side | Front | Side | Front | Side | Front | Side | Front | Side | Front | Side | Front | Side | |

Monobloc - Dipperstick 2 100 mm

| Height | | | | | | | | | | | | | | | |
|--------|--|--|--------|--------|--------|-------|-------|-------|-------|-------|--|--|-------|-------|------|
| +9.0m | | | | | | | | | | | | | | | |
| +7.5m | | | | | | | 5.4 * | 5.4 * | | | | | 5.5 * | 5.5 * | 6.45 |
| +6.0m | | | | | | | 5.6 * | 5.6 * | | | | | 5.6 * | 5.2 | 7.16 |
| +4.5m | | | | | 8.0 * | 8.0 * | 6.5 * | 6.5 * | 5.8 * | 5.1 * | | | 5.7 * | 4.4 | 8.14 |
| +3.0m | | | | | 10.4 * | 10.3 | 7.6 * | 6.8 | 6.4 * | 4.9 | | | 6.0 * | 4.0 | 8.47 |
| +1.5m | | | | | 12.4 * | 9.6 | 8.7 * | 6.5 | 7.0 * | 4.7 | | | 6.3 * | 4.3 | 8.52 |
| 0m | | | | | 13.1 * | 9.4 | 9.4 * | 6.2 | 7.4 * | 4.6 | | | 6.7 * | 4.0 | 8.29 |
| -1.5m | | | 13.4 * | 13.4 * | 13.0 * | 9.4 | 9.6 * | 6.2 | 7.5 * | 4.5 | | | 7.2 * | 4.3 | 7.78 |
| -3.0m | | | 17.1 * | 17.1 * | 12.2 * | 9.5 | 9.1 * | 6.2 | | | | | 7.7 * | 5.2 | 6.90 |
| -4.5m | | | 14.2 * | 14.2 * | 10.3 * | 9.9 | | | | | | | 8.4 * | 7.4 | 5.50 |

Triple articulation - Dipperstick 2 100 mm

| Height | | | | | | | | | | | | | | | |
|--------|--|--|--|--|--------|-------|-------|-------|-------|-------|--|--|-------|-------|------|
| +9.0m | | | | | 6.5 * | 6.5 * | | | | | | | 6.2 * | 6.2 * | 4.82 |
| +7.5m | | | | | 6.3 * | 6.3 * | 5.0 * | 5.0 * | | | | | 4.7 * | 4.7 * | 6.52 |
| +6.0m | | | | | 6.7 * | 6.7 * | 5.1 * | 5.1 * | 4.1 * | 4.1 * | | | 4.1 * | 4.1 * | 7.56 |
| +4.5m | | | | | 8.1 * | 8.1 * | 5.5 * | 5.5 * | 4.2 * | 4.2 * | | | 3.8 * | 3.8 * | 8.20 |
| +3.0m | | | | | 11.1 * | 10.2 | 6.3 * | 6.3 * | 4.5 * | 4.5 * | | | 3.7 * | 3.7 * | 8.53 |
| +1.5m | | | | | 13.0 * | 9.4 | 7.2 * | 6.4 | 4.8 * | 4.6 | | | 3.8 * | 3.8 | 8.58 |
| 0m | | | | | 12.3 * | 9.1 | 8.0 * | 6.1 | 5.0 * | 4.5 | | | 4.1 * | 3.9 | 8.36 |
| -1.5m | | | | | 10.8 * | 9.2 | 8.4 * | 6.1 | 5.2 * | 4.5 | | | 4.7 * | 4.2 | 7.84 |
| -3.0m | | | | | 8.4 * | 8.4 * | 6.6 * | 6.2 | | | | | 5.1 * | 5.1 | 7.00 |
| -4.5m | | | | | | | | | | | | | | | |

Monobloc - Dipperstick 2 400 mm

| Height | | | | | | | | | | | | | | | |
|--------|--------|--------|--------|--------|--------|-------|-------|-------|-------|-------|--|--|-------|-------|------|
| +9.0m | | | | | | | | | | | | | | | |
| +7.5m | | | | | | | | | | | | | 5.1 * | 5.1 * | 6.86 |
| +6.0m | | | | | | | 5.3 * | 5.3 * | 5.2 * | 5.2 * | | | 4.9 * | 4.8 | 7.85 |
| +4.5m | | | | | 7.4 * | 7.4 * | 6.2 * | 6.2 * | 5.6 * | 5.1 | | | 5.0 * | 4.2 | 8.47 |
| +3.0m | | | | | 9.9 * | 9.9 * | 7.4 * | 6.9 | 6.2 * | 4.9 | | | 5.3 * | 3.8 | 8.78 |
| +1.5m | | | | | 12.0 * | 9.7 | 8.5 * | 6.5 | 6.8 * | 4.7 | | | 5.8 * | 3.7 | 8.83 |
| 0m | | | | | 13.0 * | 9.4 | 9.3 * | 6.2 | 7.3 * | 4.6 | | | 6.4 * | 3.7 | 8.62 |
| -1.5m | | | 12.7 * | 12.7 * | 13.1 * | 9.3 | 9.6 * | 6.1 | 7.5 * | 4.5 | | | 6.8 * | 4.0 | 8.12 |
| -3.0m | 14.4 * | 14.4 * | 17.8 * | 17.8 * | 12.5 * | 9.5 | 9.3 * | 6.2 | | | | | 7.3 * | 4.8 | 7.28 |
| -4.5m | | | 15.2 * | 15.2 * | 10.8 * | 9.8 | | | | | | | 7.9 * | 6.5 | 5.96 |

Triple articulation - Dipperstick 2 400 mm

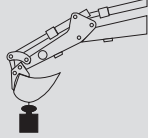
| Height | | | | | | | | | | | | | | | |
|--------|--|--|--------|--------|--------|--------|-------|-------|-------|-------|--|--|-------|-------|------|
| +9.0m | | | | | 6.1 * | 6.1 * | | | | | | | 5.5 * | 5.5 * | 5.37 |
| +7.5m | | | | | 6.0 * | 6.0 * | 4.8 * | 4.8 * | | | | | 4.3 * | 4.3 * | 6.94 |
| +6.0m | | | | | 6.4 * | 6.4 * | 4.9 * | 4.9 * | 4.0 * | 4.0 * | | | 3.8 * | 3.8 * | 7.92 |
| +4.5m | | | 13.1 * | 13.1 * | 7.6 * | 7.6 * | 5.4 * | 5.4 * | 4.1 * | 4.1 * | | | 3.5 * | 3.5 * | 8.53 |
| +3.0m | | | | | 10.3 * | 10.3 * | 6.1 * | 6.1 * | 4.3 * | 4.3 * | | | 3.5 * | 3.5 * | 8.84 |
| +1.5m | | | | | 13.0 * | 9.5 | 7.0 * | 6.4 | 4.7 * | 3.6 | | | 3.5 * | 3.5 * | 8.89 |
| 0m | | | | | 12.6 * | 9.2 | 7.9 * | 6.1 | 5.0 * | 4.5 | | | 3.8 * | 3.6 | 8.68 |
| -1.5m | | | 12.1 * | 12.1 * | 11.3 * | 9.2 | 8.4 * | 6.1 | 5.1 * | 4.4 | | | 4.3 * | 3.9 | 8.19 |
| -3.0m | | | | | 9.0 * | 9.0 * | 7.0 * | 6.1 | | | | | 5.0 * | 4.6 | 7.36 |
| -4.5m | | | | | | | | | | | | | | | |

As per ISO 10567 with excavator equipped with bucket. The indicated load is no more than 87% of hydraulic system lifting capacity or 75% of static tipping load. Value marked with an asterisc are limited by the hydraulic system.

E305 Evolution - Lifting capacity

EL Version

Value are expressed in tonnes.

|  | Radius of load | | | | | | | | | | | | | | |
|--|----------------|------|-------|------|-------|------|-------|------|-------|------|-------|------|--------------|------|------------|
| | 1.5 m | | 3.0 m | | 4.5 m | | 6.0 m | | 7.5 m | | 9.0 m | | At max reach | | Reach m |
| | Front | Side | Front | Side | Front | Side | Front | Side | Front | Side | Front | Side | Front | Side | |

Monobloc - Dipperstick 3 100 mm

| Height | 1.5 m | | 3.0 m | | 4.5 m | | 6.0 m | | 7.5 m | | 9.0 m | | At max reach | | Reach m |
|--------|--------|--------|--------|--------|--------|-------|-------|-------|-------|-------|-------|-------|--------------|-------|------------|
| +7.5m | | | | | | | | | 3.5 * | 3.5 * | | | 2.9 * | 2.9 * | 7.69 |
| +6.0m | | | | | | | | | 4.5 * | 4.5 * | | | 2.8 * | 2.8 * | 8.59 |
| +4.5m | | | | | | | 5.4 * | 5.4 * | 5.0 * | 5.0 * | 3.5 * | 3.5 * | 2.8 * | 2.8 * | 9.15 |
| +3.0m | | | 14.4 * | 14.4 * | 8.6 * | 8.6 * | 6.6 * | 6.6 * | 5.6 * | 5.0 | 5.1 * | 3.7 | 2.9 * | 2.9 * | 9.45 |
| +1.5m | | | 6.6 * | 6.6 * | 11.0 * | 10.0 | 7.9 * | 6.6 | 6.4 * | 4.7 | 5.5 * | 3.5 | 3.2 * | 3.2 * | 9.49 |
| 0m | | | 8.3 * | 8.3 * | 12.5 * | 9.5 | 8.9 * | 6.3 | 7.0 * | 4.5 | 5.7 * | 3.4 | 3.6 * | 3.3 | 9.29 |
| -1.5m | 8.1 * | 8.1 * | 11.7 * | 11.7 * | 13.0 * | 9.3 | 9.4 * | 6.1 | 7.3 * | 4.4 | | | 4.4 * | 3.5 | 8.84 |
| -3.0m | 11.7 * | 11.7 * | 16.1 * | 16.1 * | 12.8 * | 9.3 | 9.4 * | 6.1 | 7.3 * | 4.4 | | | 5.7 * | 4.0 | 8.07 |
| -4.5m | 15.9 * | 15.9 * | 17.0 * | 17.0 * | 11.7 * | 9.5 | 8.6 * | 6.2 | | | | | 7.2 * | 5.1 | 6.90 |
| -6.0m | | | | | 9.1 * | 9.1 * | | | | | | | 7.9 * | 7.9 * | 5.05 |

Triple articulation - Dipperstick 3 100 mm

| Height | 1.5 m | | 3.0 m | | 4.5 m | | 6.0 m | | 7.5 m | | 9.0 m | | At max reach | | Reach m |
|--------|-------|--|--------|--------|--------|-------|-------|-------|-------|-------|-------|-------|--------------|-------|------------|
| +10.5m | | | | | | | | | | | | | 4.2 * | 4.2 * | 4.17 |
| +9.0m | | | | | | | 4.5 * | 4.5 * | | | | | 3.2 * | 3.2 * | 6.43 |
| +7.5m | | | | | | | 4.3 * | 4.3 * | 3.6 * | 3.6 * | | | 2.9 * | 2.9 * | 7.79 |
| +6.0m | | | | | 5.7 * | 5.7 * | 4.5 * | 4.5 * | 3.6 * | 3.6 * | | | 2.8 * | 2.8 * | 8.67 |
| +4.5m | | | 9.8 * | 9.8 * | 6.7 * | 6.7 * | 4.9 * | 4.9 * | 3.8 * | 3.8 * | 3.0 * | 3.0 * | 2.8 * | 2.8 * | 9.23 |
| +3.0m | | | 17.7 * | 17.7 * | 8.7 * | 8.7 * | 5.6 * | 5.6 * | 4.0 * | 4.0 * | 3.1 * | 3.1 * | 2.9 * | 2.9 * | 9.52 |
| +1.5m | | | 6.3 * | 6.3 * | 12.4 * | 9.8 | 6.5 * | 6.5 * | 4.4 * | 4.4 * | 3.3 * | 3.3 * | 3.0 * | 3.0 * | 9.57 |
| 0m | | | 7.9 * | 7.9 * | 12.9 * | 9.3 | 7.5 * | 6.2 | 4.7 * | 4.5 | 3.4 * | 3.4 * | 3.2 * | 3.2 * | 9.37 |
| -1.5m | | | 11.2 * | 11.2 * | 12.1 * | 9.2 | 8.2 * | 6.0 | 5.0 * | 4.4 | | | 3.5 * | 3.4 | 8.92 |
| -3.0m | | | 13.4 * | 13.4 * | 10.3 * | 9.3 | 7.9 * | 6.0 | 5.0 * | 4.4 | | | 4.2 * | 3.9 | 8.16 |

Monobloc - Dipperstick 3 750 mm

| Height | 1.5 m | | 3.0 m | | 4.5 m | | 6.0 m | | 7.5 m | | 9.0 m | | At max reach | | Reach m |
|--------|--------|--------|--------|--------|--------|-------|-------|-------|-------|-------|-------|-------|--------------|-------|------------|
| +7.5m | | | | | | | | | | | | | 2.0 * | 2.0 * | 8.50 |
| +6.0m | | | | | | | | | 3.9 * | 3.9 * | 3.0 * | 3.0 * | 2.0 * | 2.0 * | 9.32 |
| +4.5m | | | | | | | | | 4.4 * | 4.4 * | 4.3 * | 3.8 | 2.0 * | 2.0 * | 9.84 |
| +3.0m | | | 11.2 * | 11.2 * | 7.3 * | 7.3 * | 5.8 * | 5.8 * | 5.1 * | 5.0 | 4.7 * | 3.7 | 2.1 * | 2.1 * | 10.12 |
| +1.5m | | | 9.7 * | 9.7 * | 9.9 * | 9.9 * | 7.2 * | 6.7 | 5.9 * | 4.7 | 5.2 * | 3.5 | 2.2 * | 2.2 * | 10.16 |
| 0m | 4.1 * | 4.1 * | 8.7 * | 8.7 * | 11.8 * | 9.5 | 8.4 * | 6.3 | 6.6 * | 4.5 | 5.6 * | 3.4 | 2.5 * | 2.5 * | 9.96 |
| -1.5m | 6.9 * | 6.9 * | 10.8 * | 10.8 * | 12.7 * | 9.2 | 9.1 * | 6.0 | 7.1 * | 4.4 | 5.8 | 3.3 | 2.9 * | 2.9 * | 9.55 |
| -3.0m | 9.8 * | 9.8 * | 14.1 * | 14.1 * | 12.9 * | 9.1 | 9.4 * | 5.9 | 7.3 * | 4.3 | | | 3.6 * | 3.4 | 8.85 |
| -4.5m | 13.2 * | 13.2 * | 18.2 * | 18.2 * | 12.2 * | 9.3 | 9.0 * | 6.0 | 6.8 * | 4.4 | | | 5.1 * | 4.2 | 7.80 |
| -6.0m | | | 15.1 * | 15.1 * | 10.4 * | 9.6 | 7.4 * | 6.3 | | | | | 7.0 * | 6.0 | 6.22 |

Triple articulation - Dipperstick 3 750 mm

| Height | 1.5 m | | 3.0 m | | 4.5 m | | 6.0 m | | 7.5 m | | 9.0 m | | At max reach | | Reach m |
|--------|-------|-------|--------|--------|--------|-------|-------|-------|-------|-------|-------|-------|--------------|-------|------------|
| +10.5m | | | | | | | | | | | | | 2.8 * | 2.8 * | 5.55 |
| +9.0m | | | | | | | 4.1 * | 4.1 * | | | | | 2.3 * | 2.3 * | 7.40 |
| +7.5m | | | | | | | 4.0 * | 4.0 * | 3.3 * | 3.3 * | | | 2.1 * | 2.1 * | 8.60 |
| +6.0m | | | | | | | 4.1 * | 4.1 * | 3.3 * | 3.3 * | 2.8 * | 2.8 * | 2.0 * | 2.0 * | 9.41 |
| +4.5m | | | | | 5.9 * | 5.9 * | 4.5 * | 4.5 * | 3.5 * | 3.5 * | 2.8 * | 2.8 * | 2.0 * | 2.0 * | 9.92 |
| +3.0m | | | 13.8 * | 13.8 * | 7.5 * | 7.5 * | 5.1 * | 5.1 * | 3.8 * | 3.8 * | 2.9 * | 2.9 * | 2.0 * | 2.0 * | 10.19 |
| +1.5m | | | 9.6 * | 9.6 * | 10.5 * | 10.1 | 5.9 * | 5.9 * | 4.1 * | 4.1 * | 3.1 * | 3.1 * | 2.1 * | 2.1 * | 10.23 |
| 0m | 3.6 * | 3.6 * | 8.3 * | 8.3 * | 12.8 * | 9.4 | 7.0 * | 6.2 | 4.5 * | 4.5 | 3.2 * | 3.2 * | 2.4 * | 2.4 * | 10.05 |
| -1.5m | 6.4 * | 6.4 * | 10.3 * | 10.3 * | 12.5 * | 9.1 | 7.9 * | 6.0 | 4.8 * | 4.3 | 3.3 * | 3.3 | 2.7 * | 2.7 * | 9.63 |
| -3.0m | | | 13.6 * | 13.6 * | 11.2 * | 9.1 | 8.3 * | 5.9 | 5.0 * | 4.3 | | | 3.3 * | 3.3 * | 8.94 |
| -4.5m | | | | | 8.8 * | 8.8 * | 6.6 * | 6.0 | 4.6 * | 4.4 | | | 3.9 * | 3.9 * | 7.89 |

As per ISO 10567 with excavator equipped with bucket. The indicated load is no more than 87% of hydraulic system lifting capacity or 75% of static tipping load. Value marked with an asterisk are limited by the hydraulic system.

E305 Evolution - Lifting capacity

LC Version

Value are expressed in tonnes.

| | Radius of load | | | | | | | | | | | | | | |
|--|----------------|------|-------|------|-------|------|-------|------|-------|------|-------|------|--------------|------|------------|
| | 1.5 m | | 3.0 m | | 4.5 m | | 6.0 m | | 7.5 m | | 9.0 m | | At max reach | | Reach m |
| | Front | Side | Front | Side | Front | Side | Front | Side | Front | Side | Front | Side | Front | Side | |

Monobloc - Dipperstick 2 100 mm

| Height | 1.5 m | | 3.0 m | | 4.5 m | | 6.0 m | | 7.5 m | | 9.0 m | | At max reach | | Reach m |
|--------|-------|--|--------|--------|--------|--------|-------|-------|-------|-----|-------|--|--------------|-------|------------|
| +9.0m | | | | | | | | | | | | | | | |
| +7.5m | | | | | | | 5.4 * | 5.4 * | | | | | 5.5 * | 5.5 * | 6.45 |
| +6.0m | | | | | | | 5.6 * | 5.6 * | | | | | 5.6 * | 5.6 * | 7.16 |
| +4.5m | | | | | 8.0 * | 8.0 * | 6.5 * | 6.5 * | 5.8 * | 5.5 | | | 5.7 * | 4.8 | 8.14 |
| +3.0m | | | | | 10.4 * | 10.4 * | 7.6 * | 7.5 | 6.4 * | 5.3 | | | 6.0 * | 4.4 | 8.47 |
| +1.5m | | | | | 12.4 * | 10.7 | 8.7 * | 7.1 | 7.0 * | 5.2 | | | 6.3 * | 4.3 | 8.52 |
| 0m | | | | | 13.1 * | 10.4 | 9.4 * | 6.9 | 7.4 * | 5.0 | | | 6.7 * | 4.4 | 8.29 |
| -1.5m | | | 13.4 * | 13.4 * | 13.0 * | 10.4 | 9.6 * | 6.8 | 7.5 * | 5.0 | | | 7.2 * | 4.8 | 7.78 |
| -3.0m | | | 17.1 * | 17.1 * | 12.2 * | 10.6 | 9.1 * | 6.9 | | | | | 7.7 * | 5.7 | 6.90 |
| -4.5m | | | 14.2 * | 14.2 * | 10.3 * | 10.3 * | | | | | | | 8.4 * | 8.2 | 5.50 |

Triple articulation - Dipperstick 2 100 mm

| Height | 1.5 m | | 3.0 m | | 4.5 m | | 6.0 m | | 7.5 m | | 9.0 m | | At max reach | | Reach m |
|--------|-------|--|-------|--|--------|--------|-------|-------|-------|-------|-------|--|--------------|-------|------------|
| +9.0m | | | | | 6.5 * | 6.5 * | | | | | | | 6.2 * | 6.2 * | 4.82 |
| +7.5m | | | | | 6.3 * | 6.3 * | 5.0 * | 5.0 * | | | | | 4.7 * | 4.7 * | 6.52 |
| +6.0m | | | | | 6.7 * | 6.7 * | 5.1 * | 5.1 * | 4.1 * | 4.1 * | | | 4.1 * | 4.1 * | 7.56 |
| +4.5m | | | | | 8.1 * | 8.1 * | 5.5 * | 5.5 * | 4.2 * | 4.2 * | | | 3.8 * | 3.8 * | 8.20 |
| +3.0m | | | | | 11.1 * | 11.1 * | 6.3 * | 6.3 * | 4.5 * | 4.5 * | | | 3.7 * | 3.7 * | 8.53 |
| +1.5m | | | | | 13.0 * | 10.5 | 7.2 * | 7.0 | 4.8 * | 4.8 * | | | 3.8 * | 3.8 * | 8.58 |
| 0m | | | | | 12.3 * | 10.2 | 8.0 * | 6.8 | 5.0 * | 5.0 | | | 4.1 * | 4.1 * | 8.36 |
| -1.5m | | | | | 10.8 * | 10.2 | 8.4 * | 6.7 | 5.2 * | 4.9 | | | 4.7 * | 4.7 | 7.84 |
| -3.0m | | | | | 8.4 * | 8.4 * | 6.6 * | 6.6 * | | | | | 5.1 * | 5.1 * | 7.00 |
| -4.5m | | | | | | | | | | | | | | | |

Monobloc - Dipperstick 2 400 mm

| Height | 1.5 m | | 3.0 m | | 4.5 m | | 6.0 m | | 7.5 m | | 9.0 m | | At max reach | | Reach m |
|--------|--------|--------|--------|--------|--------|--------|-------|-------|-------|-------|-------|--|--------------|-------|------------|
| +9.0m | | | | | | | | | | | | | | | |
| +7.5m | | | | | | | | | | | | | 5.1 * | 5.1 * | 6.86 |
| +6.0m | | | | | | | 5.3 * | 5.3 * | 5.2 * | 5.2 * | | | 4.9 * | 4.9 * | 7.85 |
| +4.5m | | | | | 7.4 * | 7.4 * | 6.2 * | 6.2 * | 5.6 * | 5.6 * | | | 5.0 * | 5.0 * | 8.47 |
| +3.0m | | | | | 9.9 * | 9.9 * | 7.4 * | 7.4 * | 6.2 * | 6.2 * | | | 5.3 * | 5.3 * | 8.78 |
| +1.5m | | | | | 12.0 * | 12.0 * | 8.5 * | 8.5 * | 6.8 * | 6.8 * | | | 5.8 * | 5.8 * | 8.83 |
| 0m | | | | | 13.0 * | 13.0 * | 9.3 * | 9.3 * | 7.3 * | 7.3 * | | | 6.4 * | 6.4 * | 8.62 |
| -1.5m | | | 12.7 * | 12.7 * | 13.1 * | 13.1 * | 9.6 * | 9.6 * | 7.5 * | 7.5 * | | | 6.8 * | 6.8 * | 8.12 |
| -3.0m | 14.4 * | 14.4 * | 17.8 * | 17.8 * | 12.5 * | 12.5 * | 9.3 * | 9.3 * | | | | | 7.3 * | 7.3 * | 7.28 |
| -4.5m | | | 15.2 * | 15.2 * | 10.8 * | 10.8 * | | | | | | | 7.9 * | 7.9 * | 5.96 |

Triple articulation - Dipperstick 2 400 mm

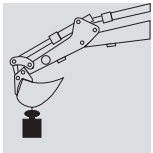
| Height | 1.5 m | | 3.0 m | | 4.5 m | | 6.0 m | | 7.5 m | | 9.0 m | | At max reach | | Reach m |
|--------|-------|--|--------|--------|--------|--------|-------|-------|-------|-------|-------|--|--------------|-------|------------|
| +9.0m | | | | | 6.1 * | 6.1 * | | | | | | | 5.5 * | 5.5 * | 5.37 |
| +7.5m | | | | | 6.0 * | 6.0 * | 4.8 * | 4.8 * | | | | | 4.3 * | 4.3 * | 6.94 |
| +6.0m | | | | | 6.4 * | 6.4 * | 4.9 * | 4.9 * | 4.0 * | 4.0 * | | | 3.8 * | 3.8 * | 7.92 |
| +4.5m | | | 13.1 * | 13.1 * | 7.6 * | 7.6 * | 5.4 * | 5.4 * | 4.1 * | 4.1 * | | | 3.5 * | 3.5 * | 8.53 |
| +3.0m | | | | | 10.3 * | 10.3 * | 6.1 * | 6.1 * | 4.3 * | 4.3 * | | | 3.5 * | 3.5 * | 8.84 |
| +1.5m | | | | | 13.0 * | 10.6 | 7.0 * | 7.0 * | 4.7 * | 4.7 * | | | 3.5 * | 3.5 * | 8.89 |
| 0m | | | | | 12.6 * | 10.2 | 7.9 * | 6.8 | 5.0 * | 5.0 | | | 3.8 * | 3.8 * | 8.68 |
| -1.5m | | | 12.1 * | 12.1 * | 11.3 * | 10.2 | 8.4 * | 6.7 | 5.1 * | 4.9 | | | 4.3 * | 4.3 * | 8.19 |
| -3.0m | | | | | 9.0 * | 9.0 * | 7.0 * | 6.8 | | | | | 5.0 * | 5.0 * | 7.36 |
| -4.5m | | | | | | | | | | | | | | | |

As per ISO 10567 with excavator equipped with bucket. The indicated load is no more than 87% of hydraulic system lifting capacity or 75% of static tipping load. Value marked with an asterisc are limited by the hydraulic system.

E305 Evolution - Lifting capacity

LC Version

Value are expressed in tonnes.



| | | Radius of load | | | | | | | | | | | | | | Reach m |
|--|--|----------------|------|-------|------|-------|------|-------|------|-------|------|-------|------|--------------|------|------------|
| | | 1.5 m | | 3.0 m | | 4.5 m | | 6.0 m | | 7.5 m | | 9.0 m | | At max reach | | |
| | | Front | Side | Front | Side | Front | Side | Front | Side | Front | Side | Front | Side | Front | Side | |

Monobloc - Dipperstick 3 100 mm

| Height | | | | | | | | | | | | | | | | | | | | |
|--------|--------|--------|--------|--------|--------|-------|-------|-------|-------|--------|-------|-------|-------|-------|-------|-------|-----|-------|-----|------|
| +7.5m | | | | | | | | | 3.5 * | 3.5 * | | | 2.9 * | 2.9 * | 7.69 | | | | | |
| +6.0m | | | | | | | | | 4.5 * | 4.5 * | | | 2.8 * | 2.8 * | 8.59 | | | | | |
| +4.5m | | | | | | | | 5.4 * | 5.4 * | 5.0 * | 5.0 * | 3.5 * | 3.5 * | 2.8 * | 2.8 * | 9.15 | | | | |
| +3.0m | | | | | | | | 6.6 * | 6.6 * | 5.6 * | 5.4 | 5.1 * | 4.0 | 2.9 * | 2.9 * | 9.45 | | | | |
| +1.5m | | | | | | | | 7.9 * | 7.2 | 6.4 * | 5.2 | 5.5 * | 3.9 | 3.2 * | 3.2 * | 9.49 | | | | |
| 0m | | | | | | | | 8.3 * | 8.3 * | 12.5 * | 10.5 | 8.9 * | 6.9 | 7.0 * | 5.0 | 5.7 * | 3.8 | 3.6 * | 3.6 | 9.29 |
| -1.5m | 8.1 * | 8.1 * | 11.7 * | 11.7 * | 13.0 * | 10.3 | 9.4 * | 6.7 | 7.3 * | 4.9 | | | | 4.4 * | 3.9 | | | 3.6 * | 3.6 | 9.29 |
| -3.0m | 11.7 * | 11.7 * | 16.1 * | 16.1 * | 12.8 * | 10.3 | 9.4 * | 6.7 | 7.3 * | 4.9 | | | | 5.7 * | 4.4 | | | 3.6 * | 3.6 | 9.29 |
| -4.5m | 15.9 * | 15.9 * | 17.0 * | 17.0 * | 11.7 * | 10.6 | 8.6 * | 6.8 | | | | | | 7.2 * | 5.6 | | | 3.6 * | 3.6 | 9.29 |
| -6.0m | | | | | 9.1 * | 9.1 * | | | | | | | | 7.9 * | 7.9 * | | | 3.6 * | 3.6 | 9.29 |

Triple articulation - Dipperstick 3 100 mm

| Height | | | | | | | | | | | | | | | | | | | | | |
|--------|--|--|--|--|--|--|--|--|--------|--------|--------|--------|-------|-------|-------|-------|-------|-------|-------|-------|------|
| +10.5m | | | | | | | | | | | | | | 4.2 * | 4.2 * | 4.17 | | | | | |
| +9.0m | | | | | | | | | 4.5 * | 4.5 * | | | | 3.2 * | 3.2 * | 6.43 | | | | | |
| +7.5m | | | | | | | | | 4.3 * | 4.3 * | 3.6 * | 3.6 * | | 2.9 * | 2.9 * | 7.79 | | | | | |
| +6.0m | | | | | | | | | 5.7 * | 5.7 * | 4.5 * | 4.5 * | 3.6 * | 3.6 * | | | 2.8 * | 2.8 * | 8.67 | | |
| +4.5m | | | | | | | | | 9.8 * | 9.8 * | 6.7 * | 6.7 * | 4.9 * | 4.9 * | 3.8 * | 3.8 * | 3.0 * | 3.0 * | 2.8 * | 2.8 * | 9.23 |
| +3.0m | | | | | | | | | 17.7 * | 17.7 * | 8.7 * | 8.7 * | 5.6 * | 5.6 * | 4.0 * | 4.0 * | 3.1 * | 3.1 * | 2.9 * | 2.9 * | 9.52 |
| +1.5m | | | | | | | | | 6.3 * | 6.3 * | 12.4 * | 10.9 | 6.5 * | 6.5 * | 4.4 * | 4.4 * | 3.3 * | 3.3 * | 3.0 * | 3.0 * | 9.57 |
| 0m | | | | | | | | | 7.9 * | 7.9 * | 12.9 * | 10.4 | 7.5 * | 6.8 | 4.7 * | 4.7 * | 3.4 * | 3.4 * | 3.2 * | 3.2 * | 9.37 |
| -1.5m | | | | | | | | | 11.2 * | 11.2 * | 12.1 * | 10.2 | 8.2 * | 6.7 | 5.0 * | 4.8 | | | 3.5 * | 3.5 * | 8.92 |
| -3.0m | | | | | | | | | 13.4 * | 13.4 * | 10.3 * | 10.3 * | 7.9 * | 6.7 | 5.0 * | 4.9 | | | 4.2 * | 4.2 * | 8.16 |

Monobloc - Dipperstick 3 750 mm

| Height | | | | | | | | | | | | | | | | | | | | | | | | | | |
|--------|--------|--------|--------|--------|--------|--------|--------|--------|-------|-----|-------|-----|-------|--------|--------|-------|-------|-------|-------|-------|-------|-------|-----|-------|-------|-------|
| +7.5m | | | | | | | | | | | | | | 2.0 * | 2.0 * | 8.50 | | | | | | | | | | |
| +6.0m | | | | | | | | | | | | | | 3.9 * | 3.9 * | 3.0 * | 3.0 * | 2.0 * | 2.0 * | 9.32 | | | | | | |
| +4.5m | | | | | | | | | | | | | | 4.4 * | 4.4 * | 4.3 * | 4.2 | 2.0 * | 2.0 * | 9.84 | | | | | | |
| +3.0m | | | | | | | | | | | | | | 11.2 * | 11.2 * | 7.3 * | 7.3 * | 5.8 * | 5.8 * | 5.1 * | 5.1 * | 10.12 | | | | |
| +1.5m | | | | | | | | | | | | | | 9.7 * | 9.7 * | 9.9 * | 9.9 * | 7.2 * | 7.2 * | 5.9 * | 5.2 | 5.2 | 3.9 | 2.2 * | 2.2 * | 10.16 |
| 0m | 4.1 * | 4.1 * | 8.7 * | 8.7 * | 11.8 * | 10.6 | 8.4 * | 6.9 | 6.6 * | 5.0 | 5.6 * | 3.8 | 2.5 * | 2.5 * | 9.97 | | | | | | | | | | | |
| -1.5m | 6.9 * | 6.9 * | 10.8 * | 10.8 * | 12.7 * | 10.3 | 9.1 * | 6.7 | 7.1 * | 4.8 | 5.8 | 3.7 | 2.9 * | 2.9 * | 9.55 | | | | | | | | | | | |
| -3.0m | 9.8 * | 9.8 * | 14.1 * | 14.1 * | 12.9 * | 10.2 | 9.4 * | 6.6 | 7.3 * | 4.8 | | | 3.6 * | 3.6 * | 8.85 | | | | | | | | | | | |
| -4.5m | 13.2 * | 13.2 * | 18.2 * | 18.2 * | 12.2 * | 10.3 | 9.0 * | 6.6 | 6.8 * | 4.8 | | | 5.1 * | 4.6 | 7.80 | | | | | | | | | | | |
| -6.0m | | | | | 15.1 * | 15.1 * | 10.4 * | 10.4 * | 7.4 * | 6.9 | | | 7.0 * | 6.6 | 6.22 | | | | | | | | | | | |

Triple articulation - Dipperstick 3 750 mm

| Height | | | | | | | | | | | | | | | | | | | | | |
|--------|-------|-------|--------|--------|--------|------|-------|-----|--------|--------|--------|--------|-------|-------|-------|-------|-------|-------|-------|-------|-------|
| +10.5m | | | | | | | | | | | | | | 2.8 * | 2.8 * | 5.55 | | | | | |
| +9.0m | | | | | | | | | 4.1 * | 4.1 * | | | | 2.3 * | 2.3 * | 7.40 | | | | | |
| +7.5m | | | | | | | | | 4.0 * | 4.0 * | 3.3 * | 3.3 * | | 2.1 * | 2.1 * | 8.60 | | | | | |
| +6.0m | | | | | | | | | 4.1 * | 4.1 * | 3.3 * | 3.3 * | 2.8 * | 2.8 * | 2.0 * | 2.0 * | 9.41 | | | | |
| +4.5m | | | | | | | | | 5.9 * | 5.9 * | 4.5 * | 4.5 * | 3.5 * | 3.5 * | 2.8 * | 2.8 * | 2.0 * | 2.0 * | 10.19 | | |
| +3.0m | | | | | | | | | 13.8 * | 13.8 * | 7.5 * | 7.5 * | 5.1 * | 5.1 * | 3.8 * | 3.8 * | 2.9 * | 2.9 * | 2.0 * | 2.0 * | 10.19 |
| +1.5m | | | | | | | | | 9.6 * | 9.6 * | 10.5 * | 10.5 * | 5.9 * | 5.9 * | 4.1 * | 4.1 * | 3.1 * | 3.1 * | 2.1 * | 2.1 * | 10.23 |
| 0m | 3.6 * | 3.6 * | 8.3 * | 8.3 * | 12.8 * | 10.4 | 7.0 * | 6.9 | 4.5 * | 4.5 * | 3.2 * | 3.2 * | 2.4 * | 2.4 * | 10.05 | | | | | | |
| -1.5m | 6.4 * | 6.4 * | 10.3 * | 10.3 * | 12.5 * | 10.2 | 7.9 * | 6.6 | 4.8 * | 6.8 | 3.3 * | 3.3 * | 2.7 * | 2.7 * | 9.63 | | | | | | |
| -3.0m | | | | | | | | | 13.6 * | 13.6 * | 11.2 * | 10.2 | 8.3 * | 6.6 | 5.0 * | 4.8 | | | 3.3 * | 3.3 * | 8.94 |
| -4.5m | | | | | | | | | 8.8 * | 8.8 * | 6.6 * | 6.6 * | 4.6 * | 4.6 * | | | | | 3.9 * | 3.9 * | 7.89 |

As per ISO 10567 with excavator equipped with bucket. The indicated load is no more than 87% of hydraulic system lifting capacity or 75% of static tipping load. Value marked with an asterisk are limited by the hydraulic system.

Standard equipment

Anti-leakage device on hydraulic control valve
 Auto-Idling device
 Batteries, maintenance free
 Cell phone holder with recharge socket
 Centralised boom lubrication
 Cyclone pre-filter
 Double pumps flow device
 Electric fuel pump
 Engine rpm electronic control
 E.T.U. (Easy To Use) multi-function electronic monitor
 Foot pedal or levers travel control
 Front seals hydraulic piping and connections
 Grease bath slewing ring
 Hammer/crusher system predisposition
 HD sealed chains
 Heated seat mechanically suspended

Horn
 Hydraulic travel end cylinders
 Hydraulically suspended cab with transparent opening roof and automatic air conditioning system
 Monobloc boom or triple articulation
 M.W.S. (Mechatronic Work Selector)
 Power Boost device
 Radio set
 Shoes 600 mm
 S.H.S. (Smart Hydraulic System)
 Swing and travel motors with automatic disc type brakes
 Tier 2 emissioned diesel engine
 Tool kit
 Two-speed intermittent windshield wiper
 Two travel speeds with "Automatic Down Shift device"

Optional equipment

2100 mm Dipperstick
 2400 mm Dipperstick
 3100 mm Dipperstick
 3750 mm Dipperstick
 Air suspended heated seat
 Anti-drop valves on boom lift cylinders
 Anti-drop valves on Dipperstick cylinder
 Hydraulic quick coupler predisposition
 Load handling kit

Mechanical quick coupler
 Multi-purpose, rock and heavy duty buckets with boom/bucket adjustment shims
 Northern countries kit
 Piping on booms for supplementary low flow function
 Shoes 700 - 800 - 900 mm
 Supplementary cab lights
 Supplementary hydraulic function predisposition

Note: standard and optional equipment may vary by country. Consult your FIAT KOBELCO dealer for specific.

Buckets

| SAE Capacity | CECE heaped capacity | Width | Weight |
|---------------------|----------------------|---------|---------|
| 0.60 m ³ | 0.52 m ³ | 800 mm | 620 kg |
| 0.80 m ³ | 0.69 m ³ | 1000 mm | 720 kg |
| 1.10 m ³ | 0.95 m ³ | 1200 mm | 820 kg |
| 1.40 m ³ | 1.20 m ³ | 1400 mm | 930 kg |
| 1.65 m ³ | 1.42 m ³ | 1600 mm | 1050 kg |

AT YOUR OWN DEALERSHIP

The information contained in this brochure is intended to be a general nature only. The FIAT KOBELCO company may at any time and from time to time, for technical or other necessary reasons, modify any of the details or specifications of the product described in this brochure. Illustrations do not necessarily show products in standard conditions. The dimensions, weights and capacities shown herein, as well as any conversion data used, are approximate only and are subject to variations within normal manufacturing techniques.

Published by FIAT KOBELCO CONSTRUCTION MACHINERY S.p.A. - <http://www.fiatkobelco.com>
 Printed in Italy - LEADER Firenze - Cod. 60079 - INB Printed 05/04



EVOLVING TECHNOLOGY



FIAT KOBELCO IS A BRAND OF CNH.
 CNH: THE TOTAL SOLUTIONS CHOICE FOR YOUR SPECIFIC BUSINESS NEEDS.