

E805EVOLUTION



Net flywheel power **340 kW - 462 hp**

Operating weight (max) **82 000 Kg**

Bucket capacity **from 2,4 to 5,0 m³**



EVOLVING TECHNOLOGY

Specifications



Tier 2 emissioned engine

Net flywheel power (ISO 14396)340 kW/462 hp
 Rated rpm1800
 Make and modelISUZU 6WG1TC
 Type4-stroke, Turbocharged, direct injection and intercooler
 Total displacement15,6 l
 Number of cylinders6
 Bore and stroke147 x 154 mm

Engine rpm electronic control, dial type.

Auto-Idling selector returns engine to minimum rpm when all controls are in neutral position

-15° C outside temperature start as standard equipment.

Standard electronic theft control.

The engine conforms to 97/68/CE STAGE 2 Standards



Electrical system

Voltage24 V
 Alternator90 A
 Starter motor7 kW
 Standard maintenance-free batteries2
 Capacity140 Ah



Hydraulic system

New S.H.S. (Smart Hydraulic System) for perfect controllability and complete simultaneity of all movements.

New generation **A.I. (Artificial Intelligence)** on-board computer

A.P.S. (Automatic Priority System) device

Computerized pumps delivery and main control valve actuation in relation to manipulators stroke

E.S.S.C. (Engine Speed Sensing Control) device for total installed hydraulic power exploitation

High definition E.T.U. (Easy to Use) multi-function monitor

Mechatronic Work Selector (M.W.S.):

- **Automatic Mode** - Automatic adaption to work conditions
- **Standard Mode (S)** - Standard operating mode
- **Heavy (H)** - Maximum hydraulic power for maximum productivity.
- **Light (L)** - Finishing and precision works

Power Boost device with automatic insertion

Ultra Clean Systemoil change every 5000 hours

Main pumps:

Two variable delivery pumps with electronic delivery adjustment.

Pumps automatically revert to zero delivery with controls in neutral.

Maximum delivery2 x 500 l/min

Piloting circuit gear type pump

Maximum delivery27 l/min

Maximum operating pressure34,3 MPa



Transmission

Typehydrostatic, two-speed

Travel motorsaxial pistons double displacement type

Brakesoil bath disc type, automatically applied and hydraulically released

Final driveoil bath, planetary reduction

Gradeability (continuous)70% (35°)

Travel speeds:

lowfrom 0 to 2,9 km/h

highfrom 0 to 4,3 km/h

Automatic DownShift device: to move travel motors to maximum displacement position with selector on "high speed" position when greater traction is required.



Swing

Swing motoraxial piston type

Swing brakeoil bath disc type, automatically applied and hydraulically released

Final driveoil bath, planetary reduction

Swing ringgrease bath type

Swing speed7,6 rpm



Cab and controls

TOPS (Tilt Over Protection Structure) standard cab.

Transparent cab roof.

Standard automatic conditioning.

Controlspiloted

Two cross path manipulators actuate all equipment movements and upperstructure swing.

Two pedals with hand levers control all track movements, counter-rotation included.

A safety lever completely neutralizes the piloting circuit



Undercarriage

X-frame undercarriage design, with variable gauge

Reinforced track chain with sealed bushings.

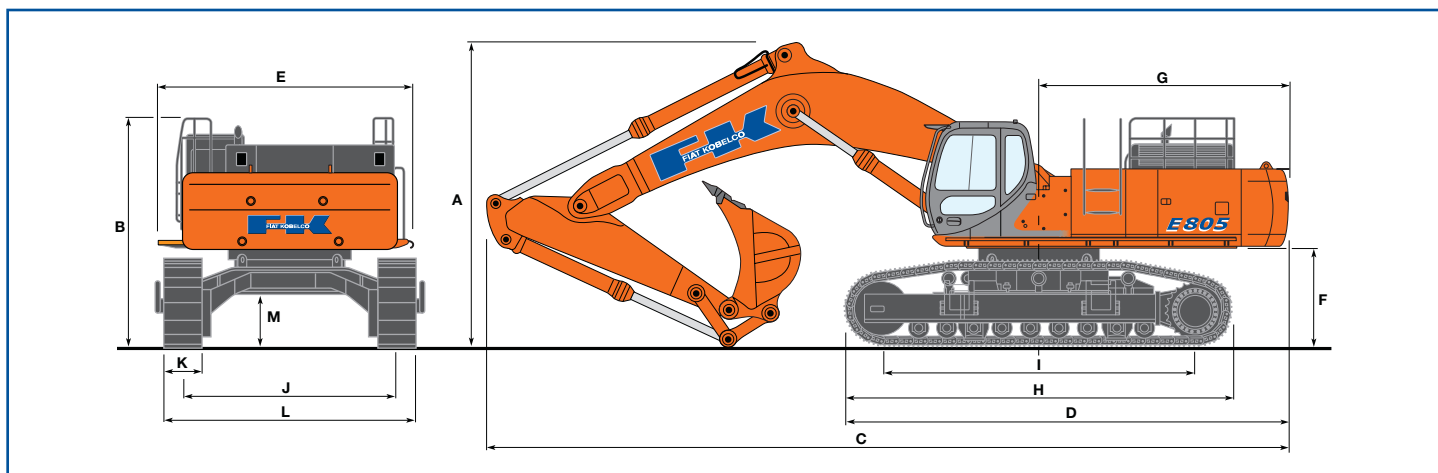
	E805
Track rollers (each side)	9
Carrier rollers (each side)	3
Length of track on ground (mm)	5070
Gauge (mm)	2830-3450
Shoes (mm)	750



Capacities

Engine	litres
Lube oil33
Coolant100
Fuel tank900
Hydraulic system720

Dimensions (m) - Operating Weight



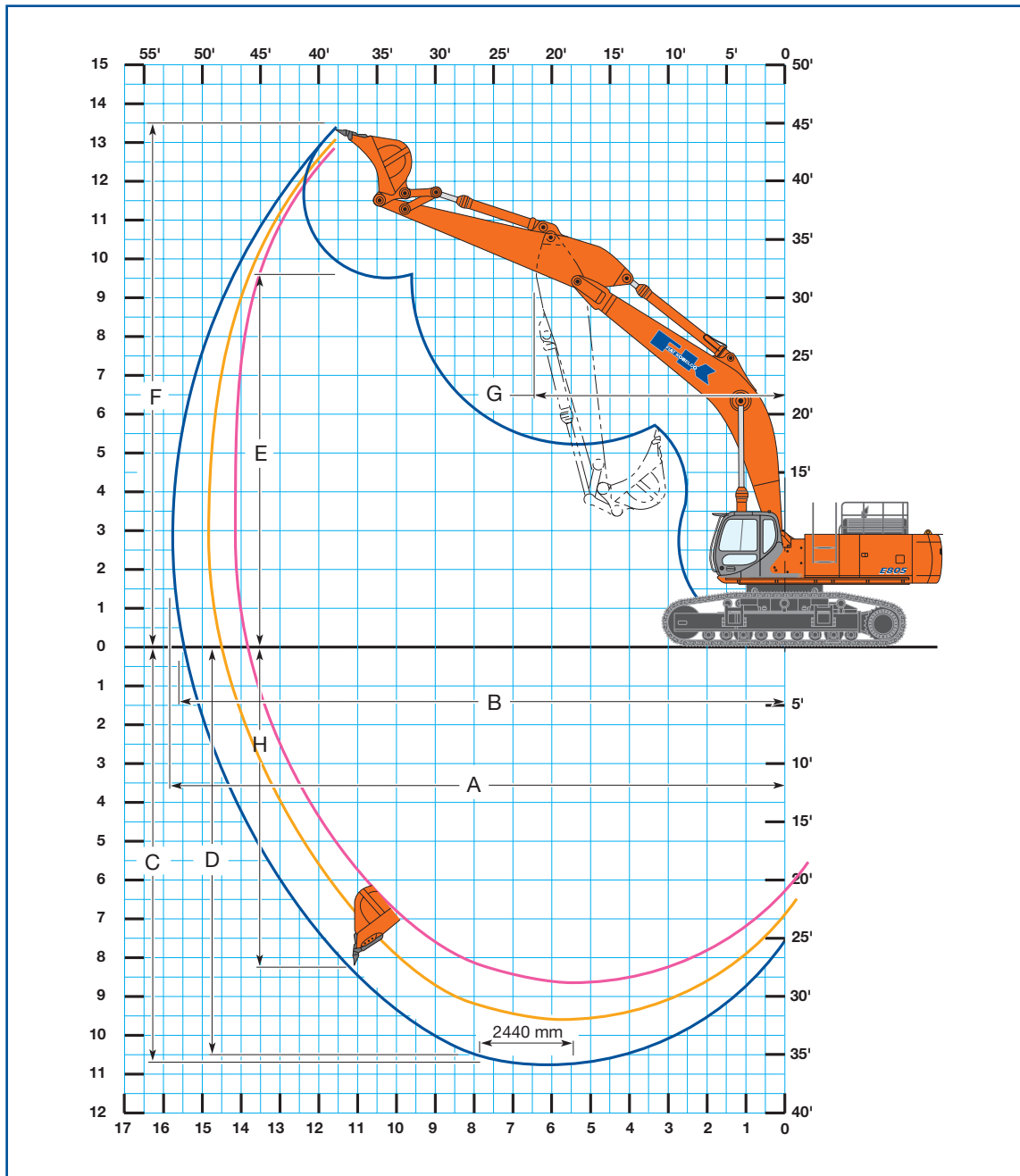
Monobloc boom 7 250 mm - Dipperstick 2 950 mm

A Overall height	5050 mm	K Track shoes width	750 mm
B Cab height	3790 mm	L Track overall width	
C Overall length	13020 mm	Shoes 650 mm (in work position)	4100 mm
D Overall length (without attachment)	7250 mm	(in transport position)	3480 mm
E Width of upperstructure (with cat walks)	4130 mm	Shoes 750 mm (in work position)	4200 mm
F Upperstructure ground clearance	1590 mm	(in transport position)	3580 mm
G Swing (rear end) radius	4100 mm	M Ground clearance	890 mm
H Track overall length	6360 mm		
I Centre/centre (idler to sprocket)	5070 mm	Operating weight	Weight Ground pressure
J Track gauge (in work position)	3450 mm		(kg) (bar)
(in transport position)	2830 mm		78600 1.07

Monobloc boom 8 400 mm - Dipperstick 3 600 mm

A Overall height	4810 mm	K Track shoes width	750 mm
B Cab height	3790 mm	L Track overall width	
C Overall length	13020 mm	Shoes 650 mm (in work position)	4100 mm
D Overall length (without attachment)	7250 mm	(in transport position)	3480 mm
E Width of upperstructure (with cat walks)	4130 mm	Shoes 750 mm (in work position)	4200 mm
F Upperstructure ground clearance	1590 mm	(in transport position)	3580 mm
G Swing (rear end) radius	4100 mm	M Ground clearance	890 mm
H Track overall length	6360 mm		
I Centre/centre (idler to sprocket)	5070 mm	Operating weight	Weight Ground pressure
J Track gauge (in work position)	3450 mm		(kg) (bar)
(in transport position)	2830 mm		79000 1.08

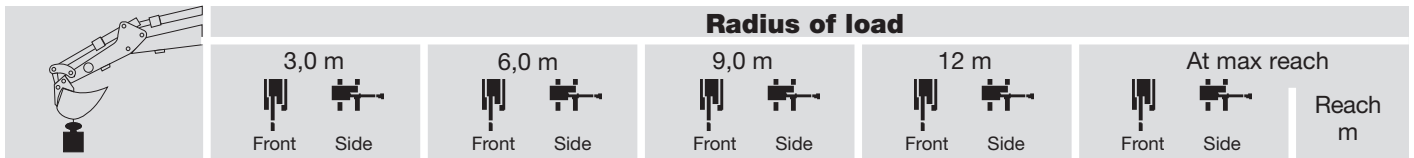
Digging performance with monobloc boom 8 400 mm



Dipperstick	mm	3600	4400	5600
A Maximum digging reach	mm	14100	14800	15900
B Maximum digging reach at ground level	mm	13850	14550	15650
C Maximum digging depth	mm	8700	9450	10650
D maximum digging depth - levelled bottom 2440 mm	mm	8550	9350	10550
E Maximum dump height	mm	8900	9150	9550
F Maximum digging height	mm	12900	13150	13550
G Minimum equipment swing radius	mm	6250	-	-
H Vertical straight wall dig depth	mm	6450	7150	8300
Breakout force - Dipperstick	daN	29000	24700	20900
Breakout force - Bucket	daN	32200	32200	32200

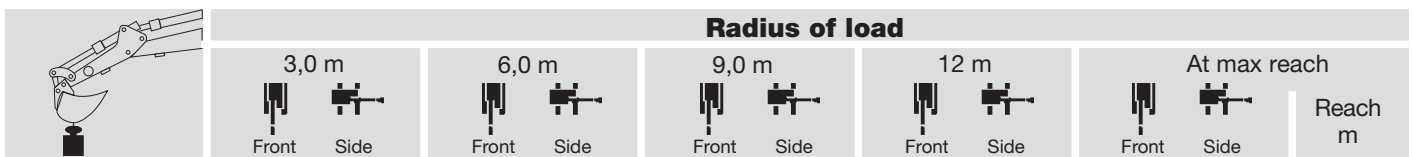
Lifting capacity with monobloc boom 8 400 mm

Values are expressed in kilos



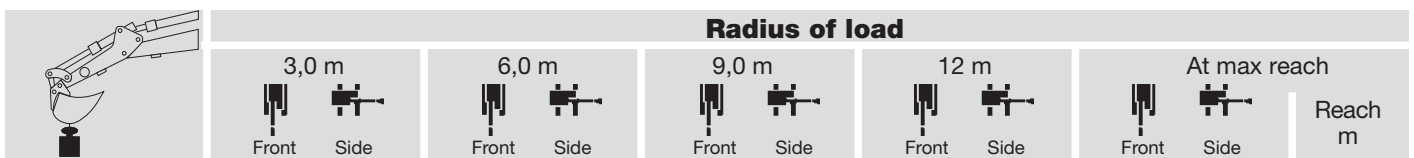
Dipperstick 3 600 mm - Bucket 3 400 kg

Height	3,0 m		6,0 m		9,0 m		12 m		At max reach		
	Front	Side	Front	Side	Front	Side	Front	Side	Front	Side	
9 m					11150*	11150*			9150*	9150*	9,25
6 m			20100*	20100*	14200*	12850			9100*	9100*	10,70
3 m			27000*	21500	16200*	11250			10300*	7800	11,20
0 m			28350*	20300	17300*	10300			13350	7650	10,85
-3 m			24850*	20250	15800*	10200			14450*	9300	9,60
-6 m			15650*	15650*					13500*	13500*	6,85



Dipperstick 4 400 mm - Bucket 3 400 kg

Height	3,0 m		6,0 m		9,0 m		12 m		At max reach		
	Front	Side	Front	Side	Front	Side	Front	Side	Front	Side	
9 m									5250*	5250*	10,30 m
6 m					13050*	12900			4900*	4900*	11,65 m
3 m			25200*	21900	15300*	11250	6100*	6100*	5200*	5200	12,10 m
0 m			28100*	20050	16850*	10150			6450*	6450*	11,75 m
-3 m			25850*	19750	16150*	9800			9850*	7500	10,60 m
-6 m			18400*	18400*					12400*	12150*	8,20 m

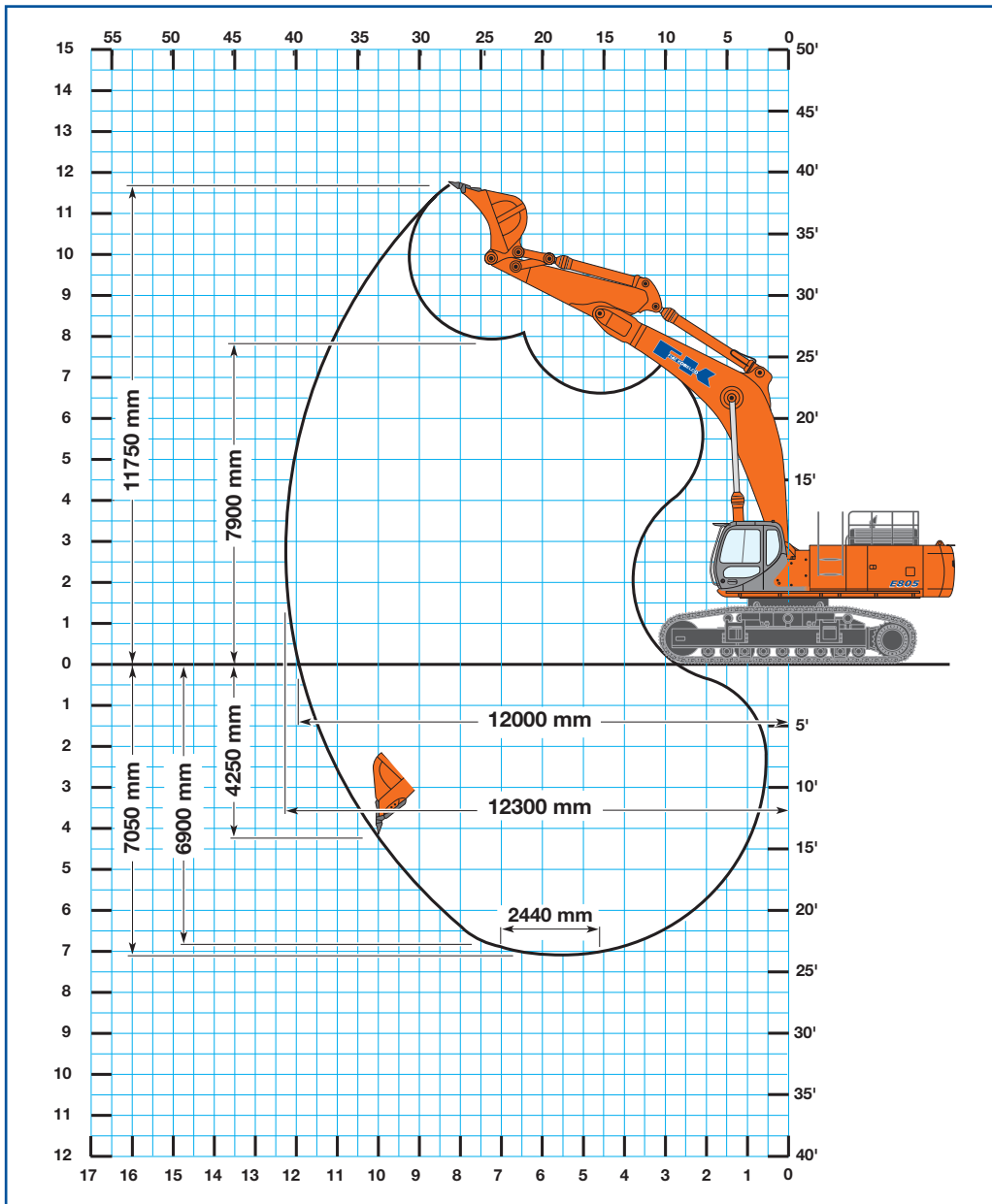


Dipperstick 5 600 mm - Bucket 3 400 kg

Height	3,0 m		6,0 m		9,0 m		12 m		At max reach		
	Front	Side	Front	Side	Front	Side	Front	Side	Front	Side	
9 m									3350*	3350*	11,85 m
6 m					13050*	12900	7600*	7600*	2900*	2900*	13,00 m
3 m			22600*	22600*	14200*	11750	10600*	6850*	2900*	2900*	13,40 m
0 m			27500*	20400	16400*	10400	11150*	6200	3400*	3400*	13,10 m
-3 m			27250*	19600	16700*	9750	5550*	5550*	4700*	4700*	12,05 m
-6 m	32900*	32900*	22150*	20000*	13500*	10000			8500*	8450*	10,05 m

As per **ISO 10567** with excavator equipped with bucket. The indicated load is no more than 87% of hydraulic system lifting capacity or 75% of static tipping load. Value marked with an asterisk are limited by the hydraulic system.

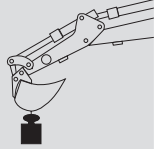
Digging performance with monobloc boom 7 250 mm and dipperstick 2 950 mm



Digging force33200 daN
 Breackout force41200 daN

Lifting capacity with monobloc boom 7 250 mm

Values are expressed in kilos

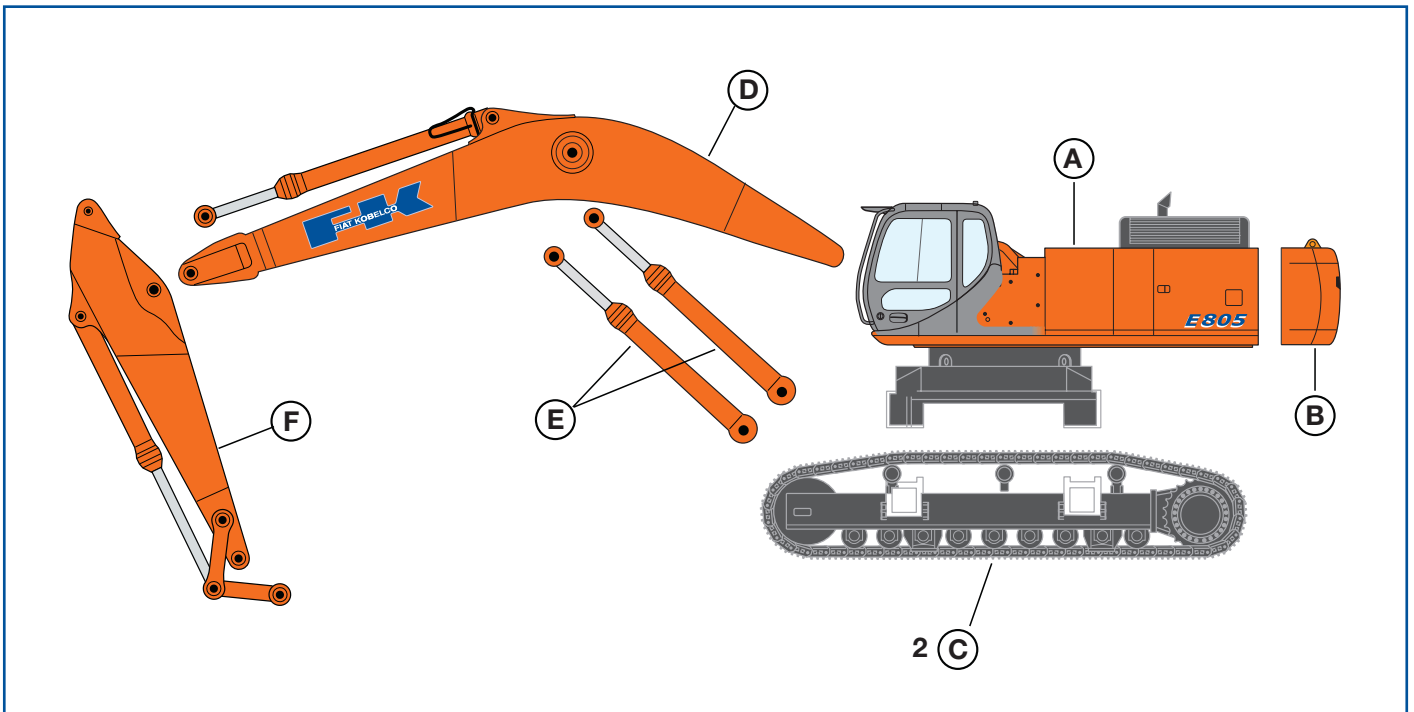
	Radius of load					Reach m		
	3,0 m		6,0 m		9,0 m		At max reach	
	Front	Side	Front	Side	Front	Side	Front	Side

Dipperstick 2 950 mm - Bucket 3 650 mm

Height	3,0 m		6,0 m		9,0 m		At max reach		
+6 m			21200*	21200*			14700*	13250	8,90
+3 m			27200*	22200	17500*	11600	16700*	10650	9,50
0 m			28600*	20700	17650*	10750	17500*	10650	9,05
-3 m	35400*	35400*	23250*	20800			17950*	14450	7,50

As per ISO 10567 with excavator equipped with bucket. The indicated load is no more than 87% of hydraulic system lifting capacity or 75% of static tipping load. Value marked with an asterisk are limited by the hydraulic system.

Dimensions - Transport weights



	Length mm	Width mm	Height mm	Weight kg
A	5340	3340	2660	23300 kg
B	3350	830	1260	12500 kg
C each	6360	750	1500	13600 kg
D 7250 mm	7630	1470	2700	7800 kg
8400 mm	8780	1470	2460	7450 kg
E (by 2)	2940	870	-	1550 kg
F 2950 mm	4410	800	1660	4150 kg
3600 mm	5110	800	1550	3800 kg
Protections and others	-	-	-	250 kg

AT YOUR OWN DEALERSHIP

The information contained in this brochure is intended to be a general nature only. The FIAT KOBELCO company may at any time and from time to time, for technical or other necessary reasons, modify any of the details or specifications of the product described in this brochure. Illustrations do not necessarily show products in standard conditions. The dimensions, weights and capacities shown herein, as well as any conversion data used, are approximate only and are subject to variations within normal manufacturing techniques.

Published by FIAT KOBELCO CONSTRUCTION MACHINERY S.p.A. - <http://www.fiatkobelco.com>
Printed in Italy - LEADER Firenze - Cod. 60075 - INB - 06/04



EVOLVING TECHNOLOGY



FIAT KOBELCO IS A BRAND OF CNH.
CNH: THE TOTAL SOLUTIONS CHOICE FOR YOUR SPECIFIC BUSINESS NEEDS.