

Turmdrehkran

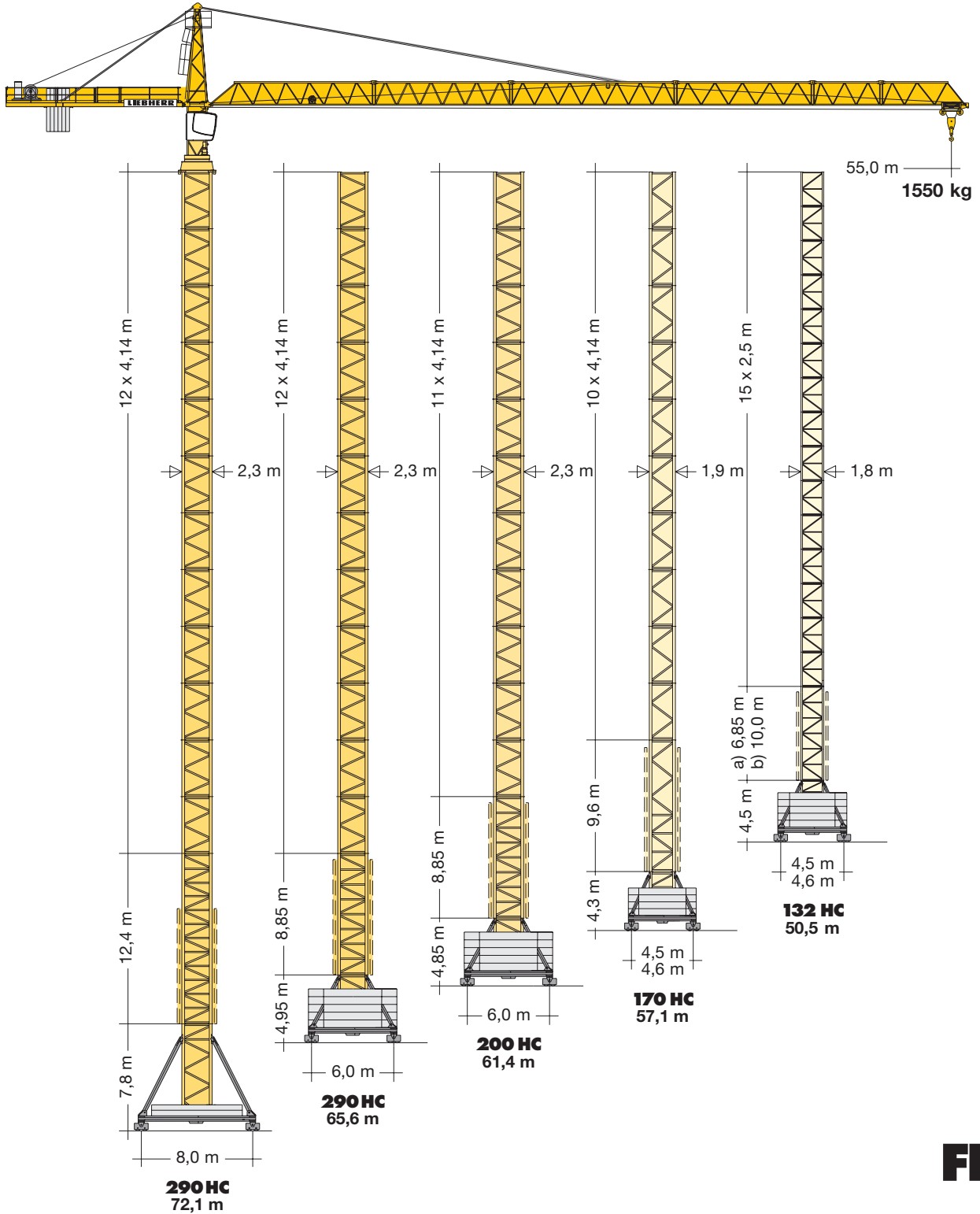
Tower Crane / Grue à tour / Gru a torre
Grúa torre / Guindaste de torre

132 EC-H 10 FR.tronic®

132 EC-H 8 FR.tronic®

132 EC-H 8 Litronic®

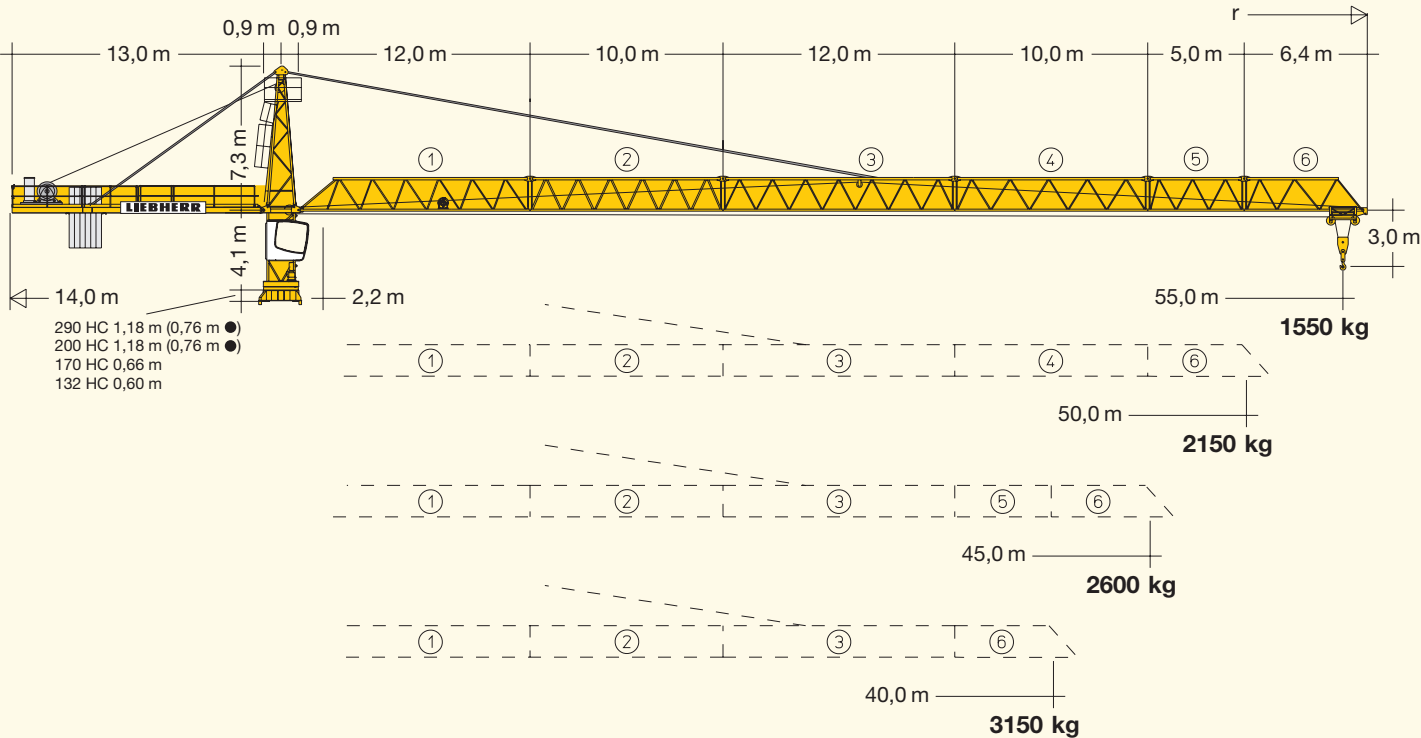
▶ 132 EC-H 10 FR.tronic®



FEM

1 : 425

LIEBHERR



● = siehe Betriebsanleitung. / see instruction manual. / voir manuel d'instruction.
vedasi le istruzioni sull'uso. / superiores según manual. / consultar manual de instruções.

Hubhöhe

Hoisting height / Hauteur sous crochet / Altezza di sollevamento / Altura bajo gancho / Altura de montagem

132 HC											
16	-	-	-	-	-	48,8*	-	-	-	-	-
15	50,5*	-	50,0*	-	-	46,3*	-	-	-	-	-
14	48,0*	-	47,5*	-	45,1*	43,8	47,0*	45,2*	-	45,0*	-
13	45,5	48,7*	45,0	48,2*	42,6*	41,3	44,5*	42,7*	-	42,5*	-
12	43,0	46,2*	42,5	45,7*	40,1	38,8	42,0	40,2	43,4*	40,0	43,2*
11	40,5	43,7	40,0	43,2	37,6	36,3	39,5	37,7	40,9*	37,5	40,7*
10	38,0	41,2	37,5	40,7	35,1	33,8	37,0	35,2	38,4	35,0	38,2
9	35,5	38,7	35,0	38,2	32,6	31,3	34,5	32,7	35,9	32,5	35,7
8	33,0	36,2	32,5	35,7	30,1	28,8	32,0	30,2	33,4	30,0	33,2
7	30,5	33,7	30,0	33,2	27,6	26,3	30,8	27,7	30,9	27,5	30,7
6	28,0	31,2	27,5	30,7	25,1	23,8	28,3	25,2	28,4	25,0	28,2
5	25,5	28,7	25,0	28,2	22,6	21,3	25,8	22,7	25,9	22,5	25,7
4	23,0	26,2	22,5	25,7	20,1	18,8	23,3	20,2	23,4	20,0	23,2
3	20,5	23,7	20,0	23,2	17,6	16,3	20,8	17,7	20,9	17,5	20,7
2	18,0	21,2	17,5	20,7	15,1	13,8	18,3	15,2	18,4	15,0	18,2
1	15,5	18,7	15,0	18,2	12,6	11,3	15,8	12,7	15,9	12,5	15,7
0	a) 13,0 b) 16,2	a) 12,5 b) 15,7	a) 10,1 b) 13,3	a) 8,8 b) 12,0	a) 10,2 b) 13,4	a) 10,0 b) 13,2					
	m	m	m	m	m	m					

a) 6,85 m
b) 10,0 m

4,5 m
4,5 m
4,6 m

r = 8,5 m

a) 6,85 m
b) 10,0 m

4,0 m
4,6 m

a) 6,85 m
b) 10,0 m

1,6 m
4,6 m

a) 6,85 m
b) 10,0 m

0,22 m
4,6 m

1) 2,7 m
2) 3,1 m

a) 6,85 m
b) 10,0 m

1,7 m
3,8 m
4,6 m

1) 2,7 m
2) 3,1 m

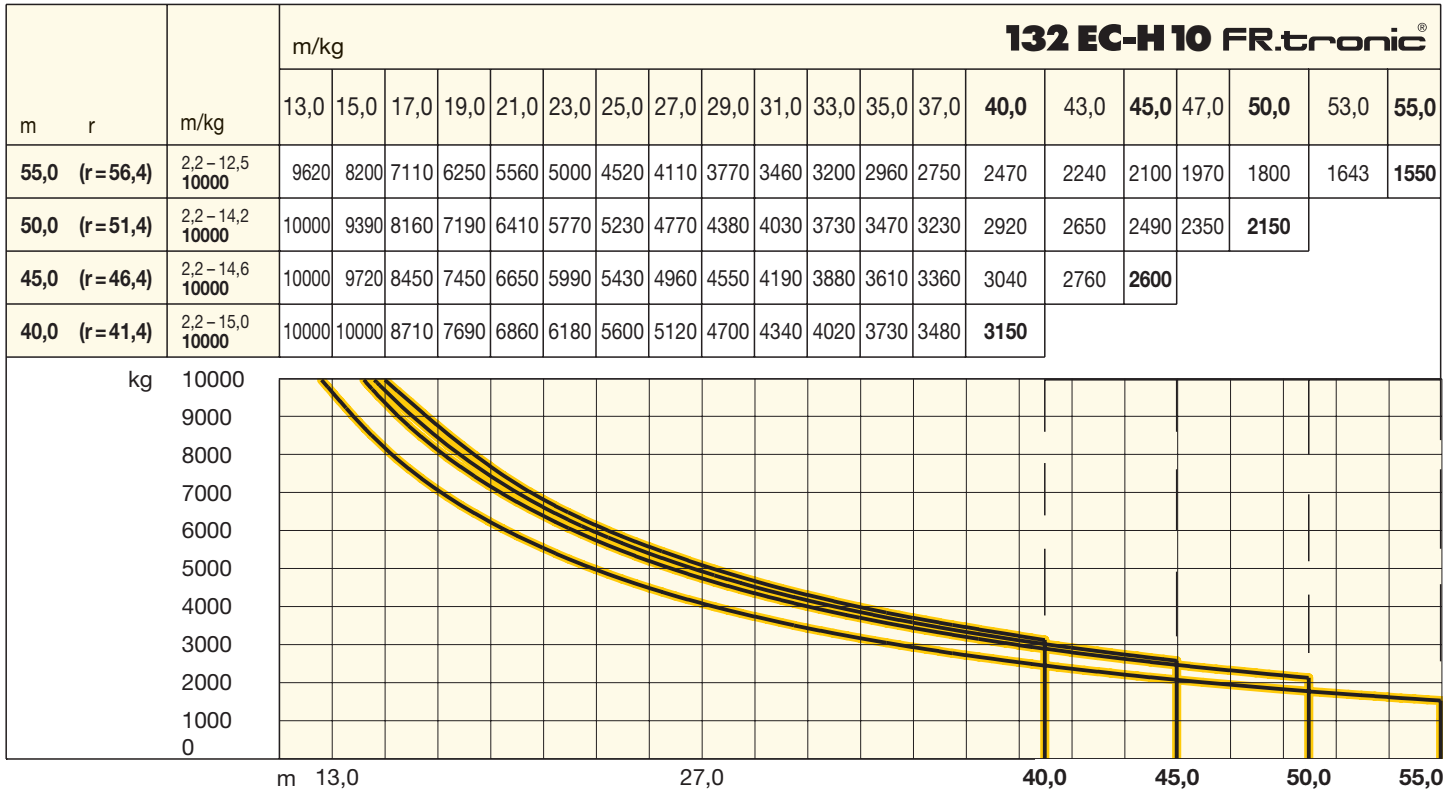
a) 6,85 m
b) 10,0 m

1,5 m
3,8 m
4,6 m

* Weitere Hubhöhen, Auslegerlängen sowie Klettern im Gebäude auf Anfrage. / Further hoist heights and jib lengths as well as climbing inside the building on request. / Autres hauteurs sous crochet et longueurs de flèche ainsi que hissage dans le bâtiment sur demande. / Ulteriori altezze gancho, lunghezze braccio così come telescopaggio all'interno dell'edificio: su richiesta. / Para alturas bajo gancho superiores, otros alcances y trepado en el interior del edificio, consultar. / Outras alturas de elevação, comprimentos de lança e subida no edifício: sob consulta.

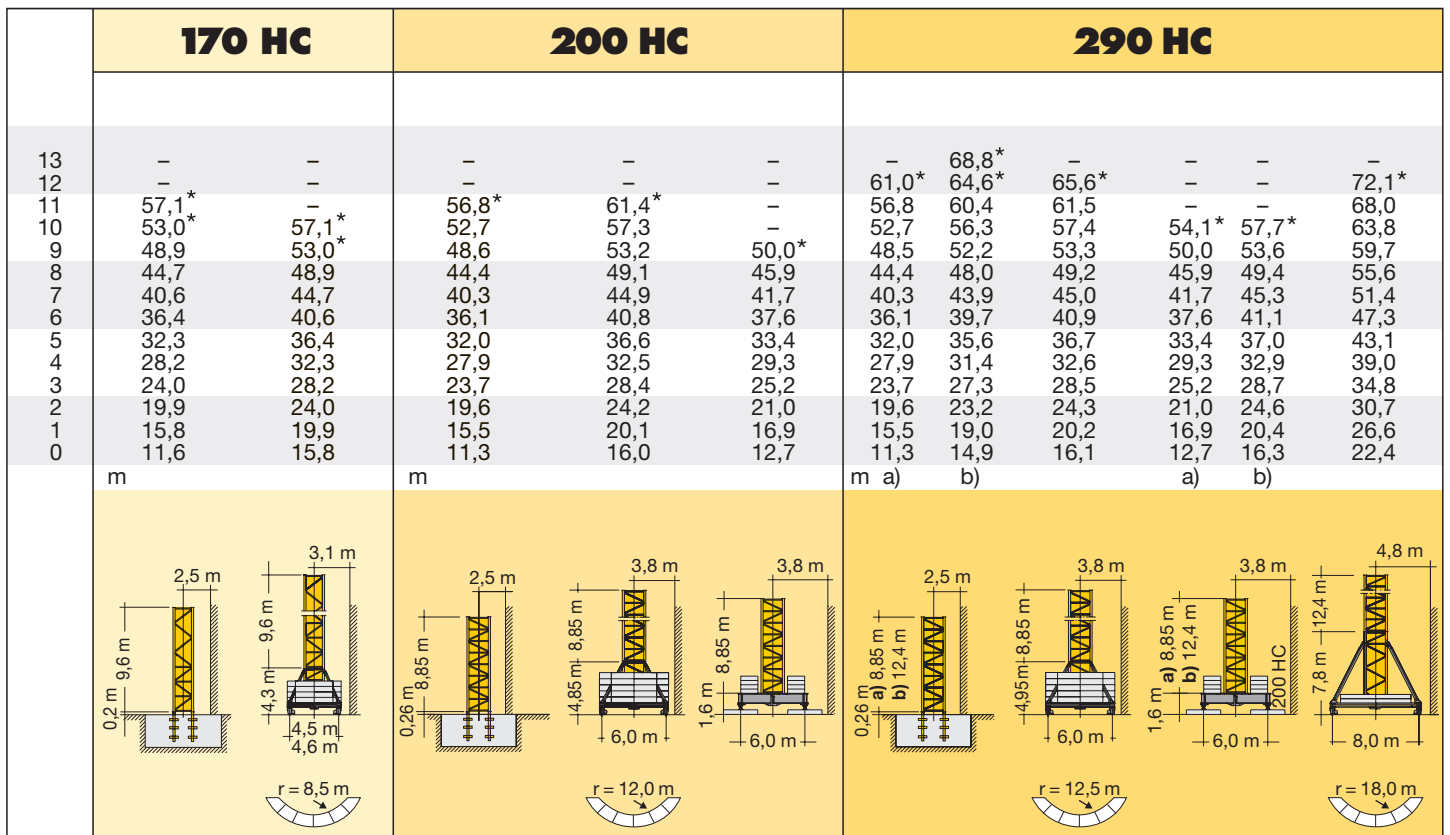
Ausladung und Tragfähigkeit

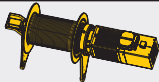
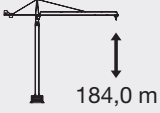

Radius and capacity / Portée et charge / Sbraccio e portata / Alcances y cargas / Alcance e capacidade de carga

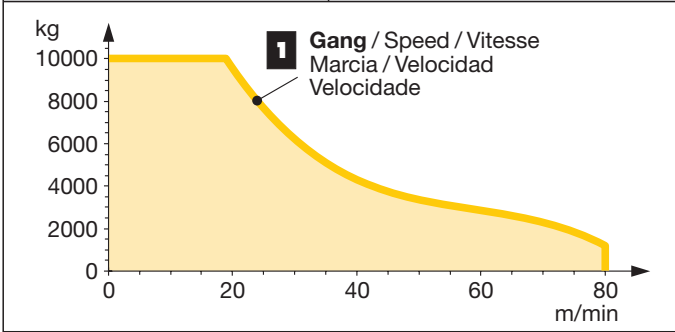


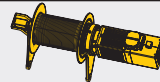
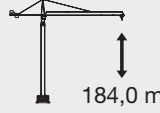

Hubhöhe

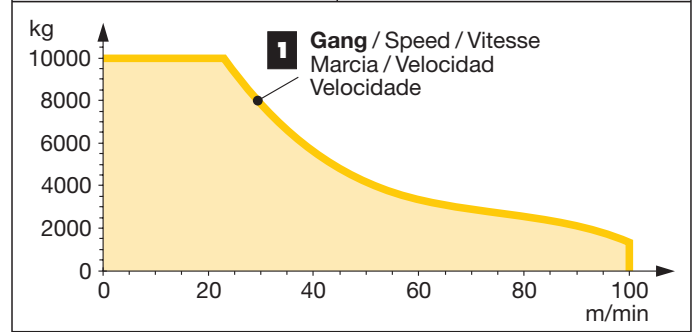
Hoisting height / Hauteur sous crochet / Altezza di sollevamento / Altura bajo gancho / Altura de montagem



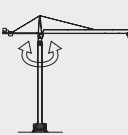
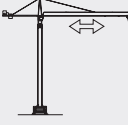


	↔ stufenlos / stepless / régl. continu regl. progressiva / sin escalones / sem degraus kg m/min
37 kW FU WIW 250 MZ 402 6 Lagen Layers Couches Strati Camadas Capas  184,0 m	 10000 0 ↔ 19 1150 0 ↔ 80
max. 261,0 m**	





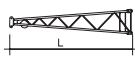





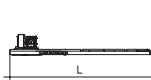

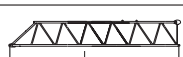

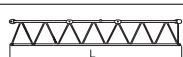









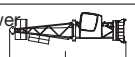

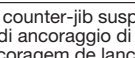







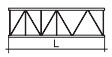

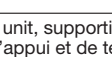

	↔ stufenlos / stepless / régl. continu regl. progressiva / sin escalones / sem degraus kg m/min
45 kW FU WIW 260 MZ 401 6 Lagen Layers Couches Strati Camadas Capas  184,0 m	 10000 0 ↔ 23 1200 0 ↔ 100
max. 261,0 m**	





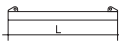





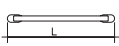





** Weitere Hublastdaten: siehe Betriebsanleitung. / Further hoist load data: see instruction manual. / Autres données de la charge de levage: voir manuel d'instruction. / Altri dati sui carichi sollevati: consultare il manuale d'istruzione. / Alturas bajo gráncho superiores segun manual. / Outras tabelas de carga: consultar manual de instruções.

	U/min 0 ↔ 0,8 sl./min tr./min	1 x 7,5 kW FU
	0 ↔ 100,0 m/min	5,5 kW FU
	25,0 m/min	2 x 4,0 kW (132 HC) 2 x 7,5 kW (290 HC) 2 x 5,5 kW (200 HC, 170 HC)
 kVA		37 kW FU 45 kW FU 47,0 54,0

Montagegewichte: siehe Betriebsanleitung. / Erection weights: see instruction manual. / Poids de montage: voir manuel de service.
 Pesos di montaggio: vedasi le istruzioni sull'uso. / Peso para el montaje: según manual. / Pesos de montagem: vejäm-se es instruções p. uso.

Kranoberteil		Upper part of crane / Partie supérieure de grue / Parte superiore della gru		L (m)	B (m)	H (m)	kg*		
Pos. Item Rep. Voce Pos. Ref.	Anz. Qty. Qta. Cant. Cant.								
1	1	Kabine mit Drehbühne / Cabin with slewing platform Cabine avec ensemble mât-cabine / Cabina con piattaforma girevole / Plataforma de giro Cabina com plataforma giratória			132 HC	5,15	2,44	2,48	6900
					170 HC	5,20	2,45	2,65	7200
					200 HC	6,00	2,74	2,65	7500
					290 HC	6,00	2,74	2,65	7500
2	1	Turmspitze / Tower head section Porte-flèche / Testa porta-braccio Cabeza de torre / Cabeça de apoio de lança			7,30	1,48	1,70	1870	
3	1	Hubwerkseinheit 37 kW / Hoist gear unit / Treuil de levage / Gruppo meccanismo sollevamento / Mecanismo de elevación / Grupo de mecanismo elevatório			2,34	2,20	1,70	2700	
4	1	Gegenausleger / Counter-jib Contre-flèche / Controbraccio Contrapluma / Contra-lança			13,11	2,42	0,57	2700	
5	1	Gegenausleger mit Hubwerkseinheit Counter-jib with hoist gear unit / Contre-flèche avec treuil de levage / Controbraccio con gruppo meccanismo sollevamento / Contrapluma con mecanismo de elevación / Contra-lança com grupo de mecanismo elevatório			13,11	2,42	2,20	7200	
6	1	Ausleger-Anlenkstück / Jib heel section Pied de flèche / Settore articolato di braccio Pluma tramo primero / Base articulada de lança			12,24	1,58	1,79	① 1970	
7	1	Ausleger-Zwischenstück / Intermediate jib section Élément intermédiaire de flèche / Spezzone di braccio Tramo intermedio pluma / Peça suplementar da lança			12,30	1,25	1,70	③ 1380	
8	2	Ausleger-Zwischenstück / Intermediate jib section Élément intermédiaire de flèche / Spezzone di braccio Tramo intermedio pluma / Peça suplementar da lança			10,30	1,25	1,70	② 1160 ④ 800	
9	1	Ausleger-Zwischenstück / Intermediate jib section Élément intermédiaire de flèche / Spezzone di braccio Tramo intermedio pluma / Peça suplementar da lança			5,25	1,25	1,68	⑤ 370	
10	1	Ausleger-Kopfstück / Jib head section Pointe de flèche / Punta freccia Tramo punta de pluma / Cabeça de lança			6,51	1,43	1,88	⑥ 440	
11	1	Laufkatze und Lashaken / Trolley and hook Chariot de distribution et crochet / Carrello con gancio Carro y gancho / Carro de ponte e gancho			1,90	1,42	1,38	930	
12	1	Drehbühne und Turmspitze / Slewing platform and tower head section / Ensemble mât-cabine et porte-flèche Piattaforma girevole e cuspid / Plataforma de giro y cabeza torre / Plataforma giratória e cabeça de torre			132 HC	12,20	2,45	2,62	8870
					170 HC	12,20	2,45	2,62	9070
					200 HC	12,70	2,74	2,65	9270
					290 HC	12,70	2,74	2,65	9270
13	1	Ausleger- und Gegenausleger-Abspannung / Jib and counter-jib suspension Haubanage de flèche et de contre-flèche / Attrezzatura di ancoraggio di braccio e controbraccio Tirantes de sost en pluma y contrapluma / Grupo de ancoragem de lança e contra-lança			8,20	0,55	0,12	915	
					5,87	0,20	0,16	170	
Turm		Tower / Mât / Torre							
Torre / Torre									
14	15 10 11 12	Turmstück / Tower section Élément de mât / Elemento di torre Tramo torre / Torre			132 HC	2,50	1,80	1,80	1090
					170 HC	4,14	1,90	1,90	1850
					200 HC	4,14	2,30	2,30	2240
					290 HC	4,14	2,30	2,30	2300
15	7 3	Turmstück lang / Long tower section Élément de mât long / Elemento di torre, lungo Tramo de torre largo / Peça de torre, comprida			132 HC	5,0	1,80	1,80	1830
					132 HC	10,0	1,80	1,80	3430
					132 HC	12,5	1,80	1,80	4200
16	1	Grundturmstück / Base tower section Mât de base / Elemento di torre base Tramo base / Peça de base de torre			132 HC	6,85	1,80	1,80	2610
					132 HC	10,00	1,80	1,80	3530
					170 HC	9,60	1,90	1,90	4480
					200 HC	8,85	2,30	2,30	4280
				290 HC	8,85 (12,42)	2,30 (2,30)	2,30 (2,30)	4830 (7940)	
Klettereinrichtung		Climbing equipment / Equipement de télescopage / Attrezzatura per allungamento della gru							
Equipo de trepado / Acesórios p. subida no edificio									
17	1	Führungsstück kpl. / Guide section cpl. / Cage télescopique cpl. / Gabbia di sopraelevazione compl. Torre de montaje completa / Peça de guia compl.			132 HC	6,45	2,10	2,42	3500
					132 HC	9,60	2,10	2,42	4440
					170 HC	9,04	2,31	2,28	4380
					200 HC	8,39	2,68	2,58 (3,04)	5200
					290 HC	8,39	2,68	2,58 (3,04)	5200
18	1	Hydraulikanlage, Stütz- u. Klettertraverse / Hydraulic unit, supporting a. climbing cross members / Système hydraulique avec traverses d'appui et de télescopage Sistema idraulico, traversa di appoggio e allungamento gru / Sistema hidráulico con traviesa de apoyo y trepado / Instalação hidráulica, travessa de apoio e subida			132 HC	2,87	2,12	1,06	1050
					170 HC	2,00	1,10	1,00	1100
					200 HC	2,30	1,25	1,00	1150
					290 HC	2,30	1,25	1,00	1150

Unterwagen			Undercarriage / Châssis / Carro della gru		L (m)	B (m)	H (m)	kg*	
19	2	Fahrschemel mit Antrieb / Rail bogie with drive Bogie moteur / Telaio con gruppo propulsore Caja rodillo motriz / Quadro sem grupo de propulsão			132 HC	1,38	0,88	0,87	900
					170 HC	1,46	0,84	0,87	920
					200 HC	1,46	0,84	0,87	920
					290 HC	1,63 (1,46)	0,92 (0,84)	0,95 (0,87)	1690 (920)
20	2	Fahrschemel ohne Antrieb / Rail bogie without drive Bogie fou / Telaio senza gruppo propulsore / Caja rodillo conducido / Quadro com grupo de propulsão			132 HC	1,17	0,60	0,87	860
					170 HC	1,15	0,60	0,87	880
					200 HC	1,15	0,60	0,87	880
					290 HC	1,37 (1,15)	0,62 (0,60)	0,95 (0,87)	1340 (880)
21	1	Tragholm lang / Long support arm Longeron long / Longherone lungo Braço soporte largo / Travessa comprida			132 HC	7,12	0,78	0,65	950
					170 HC	7,15	0,80	0,70	1070
					200 HC	9,10	0,82	0,74	1350
					290 HC	9,10 (11,95)	0,80 (0,82)	0,80 (0,80)	1650 (2200)
22	2	Tragholm kurz / Short support arm Longeron court / Longherone corto Braço soporte corto / Travessa curta			132 HC	3,45	0,56	0,55	408
					170 HC	3,45	0,60	0,70	500
					200 HC	4,41	0,62	0,71	615
					290 HC	4,45 (5,58)	0,77 (0,65)	0,77 (0,77)	800 (1035)
23	2 + 2	Randträger / Border support Traverse / Supporti base Traviesa / Apoio de bordo			132 HC	4,02	0,35	0,12	95
					170 HC	4,08 - 4,30	0,16 - 0,33	0,11 - 0,14	80 - 200
					200 HC	5,48 - 5,46	0,11 - 0,17	0,16 - 0,38	118 - 454
					290 HC	5,46 - 5,40 (7,52 - 7,46)	0,11 - 0,18 (0,1 - 0,17)	0,16 - 0,38 (0,1 - 0,38)	175 - 525 (366 - 912)
24	4	Stützholm / Support strut Hauban de châssis / Correnti di appoggio Tirante vertical / Travessa de apoio			132 HC	3,78	0,15	0,22	200
					170 HC	3,53	0,25	0,17	240
					200 HC	4,23	0,17	0,25	275
					290 HC	4,14 (6,55)	0,18 (0,22)	0,25 (0,25)	320 (600)
25	1	Unterwagen-Turmstück / Undercarriage tower section Mât de châssis / Elemento di torre del carro Tramo de carro / Peça de torre do chassis			132 HC	3,50	2,06	2,06	1320
					170 HC	3,30	2,15	2,15	2000
					200 HC	3,73	2,52	2,52	1950
					290 HC	3,73 (6,70)	2,62 (2,53)	2,62 (2,53)	2550 (3800)
26	1	Stapel Aufstiege und Podeste / Bundle of ladders and platforms Faisceau d'échelles et de plates-formes / Serie di scale e rampe Paquete de escaleras y plataformas / Escadas e patamares			132 HC	3,50	1,20	1,00	1000
27	1	Kiste mit Kleinteilen / Crate with small parts Caisse contenant des accessoires / Cassa con accessori Caja con accesorios / Caixa de acessórios				2,00	1,00	1,00	2000

() **Angaben in Klammern gelten für 8 m-Unterwagen.** / The data in brackets are valid for an undercarriage of 8 m. / Les données techniques indiquées entre parenthèses sont valables pour un châssis de 8 m. / Caratteristiche in (..) valgono per carro di 8 m. / Los datos entre paréntesis son válidos para carro de 8 m. / Características em (..) válidas pelo chassis de 8 m.

* **Einzelgewichte.** / Single weights. / Poids individuels. / Pesì di componenti. / Pesos unitarios. / Pesos de peças componentes.

Konstruktionsänderungen vorbehalten!
Subject to alterations! / Sous réserves de modifications!
Si fa riserva di modifiche! / ¡Sujeto a modificaciones!
Salvo modificação da construçao!

Sämtliche Angaben erfolgen ohne Gewähr. / This information is supplied without liability.
Ces renseignements sont sans garantie. / Le indicazioni contenute si intendono salvo errori ed omissioni.
Declinamos toda responsabilidad derivada de la información proporcionada. / Declinamos qualquer
responsabilidade quanto à informação fornecida.