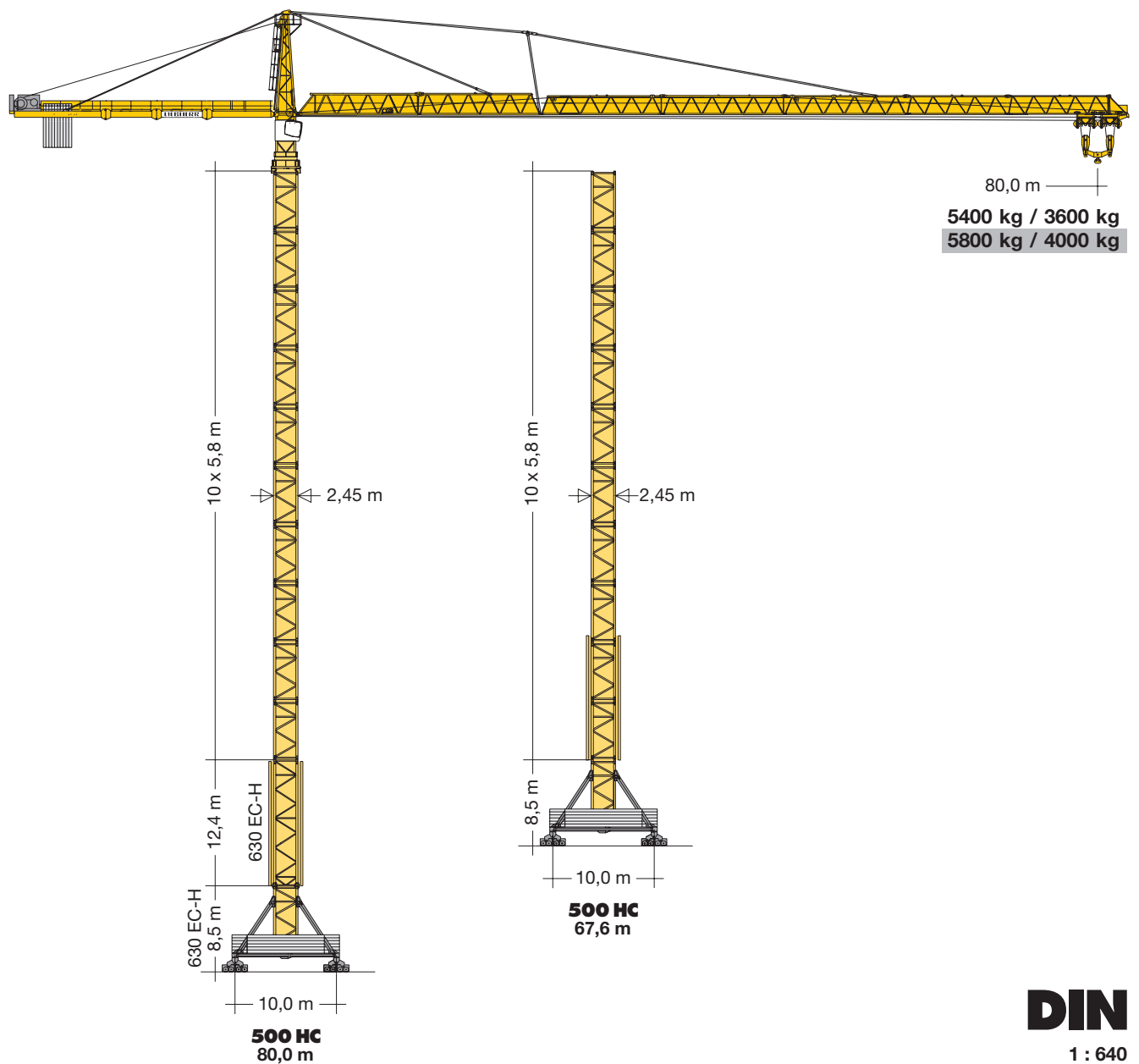


Turmdrehkran

Tower Crane / Grue à tour / Gru a torre
Grúa torre / Guindaste de torre

630 EC-H 40

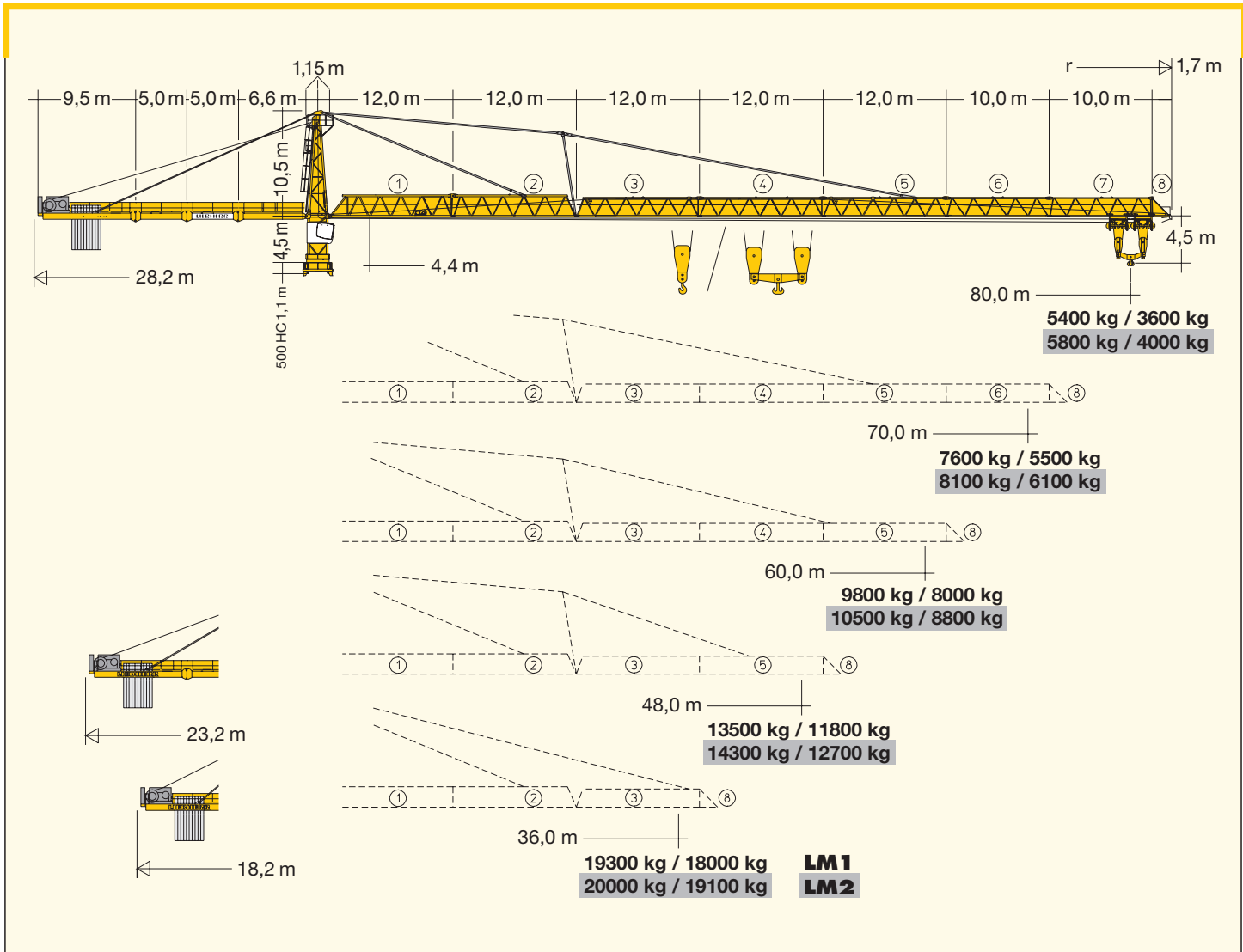
630 EC-H 40 Litronic®



DIN

1 : 640

LIEBHERR



Hubhöhe

Hoisting height / Hauteur sous crochet / Altezza di sollevamento / Altura bajo gancho / Altura de montagem

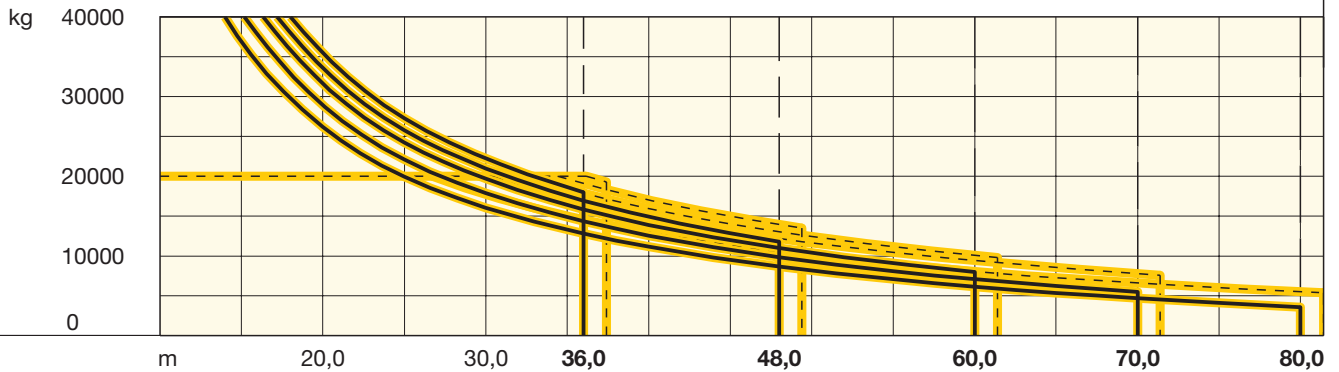
500 HC				
10	59,5*	67,6*	71,7*	80,0*
9	53,7	61,8	65,9	74,2
8	47,9	56,0	60,1	68,4
7	42,1	50,2	54,3	62,6
6	36,3	44,4	48,5	56,8
5	30,5	38,6	42,7	51,0
4	24,7	32,8	36,9	45,2
3	18,9	27,0	31,1	39,4
2	13,1	21,2	25,3	33,6
1	7,2	15,4	19,5	27,8
0	-	9,6	13,7	22,0
	m		m	

* Weitere Hubhöhen sowie Klettern im Gebäude auf Anfrage. / Further hoist heights and climbing in the building on request.
 Hauteurs sous crochet plus élevées et hissage dans le bâtiment sur demande. / Altre altezze di sollevamento come pure varianti di gru allungabili: su richiesta. / Para alturas bajo gancho superiores y trepado en el interior del edificio, consultar. / Outras alturas de elevação e subida no edifício: conforme ao pedido.

		630 EC-H 40													
		m/kg													
m	r	m/kg	15,0	20,0	25,0	30,0	37,4	45,0	49,4	55,0	61,4	65,0	71,4	75,0	81,4
81,4	(r=83,4)	5,5-26,73 20000	20000	20000	20000	17710	13950	11330	10160	8940	7810	7270	6440	6030	5400
71,4	(r=73,4)	5,5-30,54 20000	20000	20000	20000	20000	16120	13140	11820	10440	9150	8540	7600		
61,4	(r=63,4)	5,5-32,28 20000	20000	20000	20000	20000	17160	14010	12620	11150	9800				
49,4	(r=51,4)	5,5-34,41 20000	20000	20000	20000	20000	18310	14980	13500						
37,4	(r=39,4)	5,5-36,16 20000	20000	20000	20000	20000	19300								

		m/kg													
m	r	m/kg	15,0	20,0	25,0	30,0	36,0	40,0	48,0	55,0	60,0	65,0	70,0	75,0	80,0
80,0	(r=83,4)	4,3-14,0 40000	36890	26190	19910	16060	12810	11160	8670	7070	6150	5370	4700	4110	3600
70,0	(r=73,4)	4,3-15,19 40000	40000	28920	22080	17880	14340	12550	9830	8090	7080	6230	5500		
60,0	(r=63,4)	4,3-16,35 40000	40000	31610	24210	19670	15840	13900	10970	9080	8000				
48,0	(r=51,4)	4,3-17,20 40000	40000	33560	25760	20980	16940	14900	11800						
36,0	(r=39,4)	4,3-18,02 40000	40000	35440	27250	22240	18000								

LM 1



Antriebe

Driving units / Mécanismes d'entraînement / Azionamenti / Mecanismos / Mecanismos

	0 ↔ 0,6 sl./min tr./min	2 x 10,6 kW
	0 ↔ 68,0 m/min	11,0 kW, FU
	25,0 m/min	4 x 7,5 kW
	kVA	65 kW, FU 102,0 90 kW, FU 127,0 110 kW, FU 152,0

65,0 kW, FU
WIW 280 VZ 402

237,0 m /
118,0 m

↔ **stufenlos** / stepless / régl. continu
régl. progressive / sin escalones / sem degraus

kg	m/min	kg	m/min
20000	0 ↔ 16	40000	0 ↔ 8
39000	0 ↔ 58	82000	0 ↔ 29
11200	0 ↔ 28	22000	0 ↔ 14
1250	0 ↔ 102	3800	0 ↔ 51

1 Gang / Speed / Vitesse
Marcia / Velocidad
Velocidade

2 Gang / Speed / Vitesse
Marcia / Velocidad
Velocidade

LM 2 Abweichende Geschwindigkeiten und Betriebsbedingungen. / Variant speeds and service conditions. / Vitesses et conditions de fonctionnement différentes. / Dif

		630 EC-H 40 Litronic®													
		m/kg													
m	r	m/kg	15,0	20,0	25,0	30,0	37,4	45,0	49,4	55,0	61,4	65,0	71,4	75,0	81,4
81,4	(r=83,4)	5,5-28,22 20000	20000	20000	20000	18760	14800	12040	10810	9530	8340	7770	6900	6470	5800
71,4	(r=73,4)	5,5-32,19 20000	20000	20000	20000	20000	17050	13920	12540	11080	9730	9090	8100		
61,4	(r=63,4)	5,5-34,37 20000	20000	20000	20000	20000	18280	14960	13480	11930	10500				
49,4	(r=51,4)	5,5-36,26 20000	20000	20000	20000	20000	19350	15850	14300						
37,4	(r=39,4)	5,5-37,40 20000	20000	20000	20000	20000	20000								

		m/kg													
m	r	m/kg	15,0	20,0	25,0	30,0	36,0	40,0	48,0	55,0	60,0	65,0	70,0	75,0	80,0
80,0	(r=83,4)	4,3-14,67 40000	38990	27740	21140	17090	13680	11950	9330	7650	6680	5860	5150	4540	4000
70,0	(r=73,4)	4,3-16,08 40000	40000	30970	23700	19250	15480	13580	10700	8850	7780	6880	6100		
60,0	(r=63,4)	4,3-17,37 40000	40000	33950	26070	21240	17150	15090	11960	9960	8800				
48,0	(r=51,4)	4,3-18,12 40000	40000	35680	27440	22390	18130	15970	12700						
36,0	(r=39,4)	4,3-18,87 40000	40000	37400	28810	23550	19100								

LM2

90,0 kW, FU
WIW 290 VZ 402

6 **Lagen**
Layers
Couches
Strati
Camadas
Capas

237,0 m /
118,0 m

↔ **stufenlos** / stepless / régl. continu
regl. progressiva / sin escalones / sem degraus

kg	m/min	kg	m/min
20000	0 ↔ 24	40000	0 ↔ 12
9000	0 ↔ 41	18000	0 ↔ 21
10600	0 ↔ 41	21000	0 ↔ 20
4600	0 ↔ 71	9600	0 ↔ 36
5800	0 ↔ 68	12000	0 ↔ 34
2000	0 ↔ 120	4900	0 ↔ 60

1 **Gang** / Speed / Vitesse
Marcia / Velocidad / Velocidade

2 **Gang** / Speed / Vitesse
Marcia / Velocidad / Velocidade

3 **Gang** / Speed / Vitesse
Marcia / Velocidad / Velocidade

110,0 kW, FU
WIW 300 VZ 401

6 **Lagen**
Layers
Couches
Strati
Camadas
Capas

237,0 m /
118,0 m

↔ **stufenlos** / stepless / régl. continu
regl. progressiva / sin escalones / sem degraus











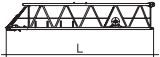

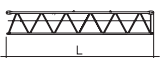











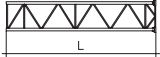



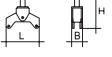





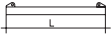



kg	m/min	kg	m/min
20000	0 ↔ 27	40000	0 ↔ 14
9800	0 ↔ 48	19500	0 ↔ 24
11500	0 ↔ 46	23000	0 ↔ 23
5100	0 ↔ 81	10500	0 ↔ 41
6400	0 ↔ 77	13000	0 ↔ 38
2200	0 ↔ 140	5400	0 ↔ 70




1 **Gang** / Speed / Vitesse
Marcia / Velocidad / Velocidade

2 **Gang** / Speed / Vitesse
Marcia / Velocidad / Velocidade

3 **Gang** / Speed / Vitesse
Marcia / Velocidad / Velocidade

...entes. / Differenti velocità e condizioni di funzionamento. / Otras velocidades y características de funcionamiento. / Outras velocidades e características de funcionamento.

Kranoberteil		Upper part of crane / Partie supérieure de grue / Parte superiore della gru Parte superior grúa / Parte superior do guindaste	L (m)	B (m)	H (m)	kg			
Pos. Item Ref.	Anz. Qty. Cant.	Drehbühne kpl. / Slewing platform cpl. Ensemble mât cabine cpl. / Piattaforma girevole compl. / Conjunto plataforma de giro Plataforma giratória compl.			6,47	3,16	2,87	21500	
1	1								
2	1	Turmspitze / Tower head section Porte-flèche / Testa porta-braccio Cabeça de apoio de lança / Cabeza de torre			10,44	1,80	2,20	6100	
3	1	Gegenausleger-Kopfstück / Counter-jib head Pointe de contre-flèche / Testa di controbraccio Tramo punta de contrapluma / Cabeça de contra-lança			10,50	2,32	1,05	5800	
4	1	Gegenausleger-Anlenkstück / Counter-jib heel section Pied de contre-flèche / Settore articolato di controbraccio Tramo primero-contrapluma / Base articulada da contra-lança			6,90	1,98	1,05	3300	
5	2	Gegenausleger-Zwischenstück / Intermediate counter-jib section Élément intermédiaire de contre-flèche / Spezzone di controbraccio Tramo intermedio de contrapluma / Peça suplementar da contra-lança			5,20	1,90	1,05	2700	
6	1	Ausleger-Anlenkstück + KAW / Jib heel section Pied de flèche / Settore articolato di braccio Base articulada de lança / Pluma tramo primero			12,31	1,98	2,34	① 6400	
7	1	Ausleger-Zwischenstück / Intermediate jib section / Élément intermédiaire de flèche Spezzone di braccio / Peça suplementar da lança / Tramo intermedio pluma			12,31	1,77	2,23	② 4100	
1	12,31				1,77	1,96	③ 2920		
1	12,27				1,77	1,96	④ 2650		
1	12,27				1,77	1,96	⑤ 2750		
1	10,29				1,77	1,96	⑥ 1640		
1	10,25				1,77	1,96	⑦ 1190		
8	1	Ausleger-Kopfstück / Jib head Pointe de flèche / Punta freccia Cabeça de lança / Tramo punta de pluma			2,56	1,77	2,25	⑧ 540	
9	2	Laufkatze / Trolley Chariot de distribution / Carrello Carrito / Carro de ponte			3,25 3,25	2,02 2,02	1,83 1,83	850 750	
10	1	Lasthaken und Traverse / Hook and cross members Crochet et traverses / Gancio e traversa Gancho y tavessa / Gancho e traviesa			3,50	1,80	0,50	2000	
11	1	Hubwerkseinheit (80 kW) FU / Hoist gear unit Treuil de levage / Gruppo meccanismo sollevamento Mecanismo de elevación / Grupo de mecanismo elevatório			2,06	2,69	1,60	5000	
12	1	Ausleger-Abspannbock / Jib gantry Chevalet de haubange de flèche / Tirante braccio Cabalete de pluma / Cavalete de lança			8,20	1,50	0,30	810	
Turm		Tower / Mât / Torre Torre / Torre							
13	10	Turmstück / Tower section Élément de mât / Elemento di torre Torre / Torre			500 HC	6,28	2,45	2,45	6500
14	1	Grundturmstück / Base tower section Mât de base / Elemento di torre base Tramo torre base / Peça de base de torre			630 EC-H	12,42	2,67	2,67	14100
Klettereinrichtung		Climbing equipment / Equipement de télescopage / Attrezzatura per allungamento della gru Equipo de trepado / Acessórios p. subida no edificio							
15	1	Führungsstück kpl., geteilt / Guide section cpl., split / Cage télescopique cpl., dévisée / Gabbia de sopraelevazione compl., suddivisa / Torre de montaje, dividida / Peça de guia, subdividida			500 HC	12,39	2,75	1,58	9070
16	1	Hydraulikanlage, Stütz- und Klettertraverse Hydraulic unit, supporting and climbing cross members Système hydraulique avec traverses d'appui et de télescopage Sistema idraulico, traversa di appoggio e allungamento gru Instalação hidráulica, travessa de apoio e subida Sistema hidráulico con traviesa de apoyo y trepado			500 HC	2,10	1,10	1,00	1100
Unterwagen		Undercarriage / Châssis / Carro della gru Carro con mástil / Carro de guindaste							
17	4	Ausgleichsschwinge mit Schwingenlager / Pivot for wheel box Chape pour bogie / Bilanciere di equilibratura con cuscinetto bilanciante / Balancin / Balancim com suporte			500 HC 630 EC-H	1,60 1,60	0,72 0,72	1,48 1,48	1470 1470
18	4	Fahrschemel mit Antrieb / Rail bogie with drive Bogie moteur / Telaio con gruppo propulsore Quadro sem grupo de propulsão / Caja rodillo motriz			500 HC 630 EC-H	1,45 1,45	0,82 0,82	0,72 0,72	1110 1110
19	4	Fahrschemel ohne Antrieb / Rail bogie without drive Bogie fou / Telaio senza gruppo propulsore Quadro com grupo de propulsão / Caja rodillo conducido			500 HC 630 EC-H	1,30 1,30	0,40 0,40	0,72 0,72	760 760
20	1	Tragholm lang / Long support arm Longeron long / Longherone lungo Brazo largo soporte / Travessa comprida			500 HC 630 EC-H	7,32 7,32	0,92 0,92	0,93 0,93	2330 2330
21	2	Tragholm kurz / Short support arm Longeron court / Longherone corto Brazo corto soporte / Travessa curta			500 HC 630 EC-H	7,14 7,14	0,80 0,80	0,90 0,90	2135 2135

Pos. Item Rep. Voce Pos. Ref.	Anz. Qty. Qte. Qta. Cant. Cant.				L (m)	B (m)	H (m)	kg
22	4	Randträger / Border support Traverse / Supporti base Traviesa / Apoio de bordo		500 HC 630 EC-H	9,30 9,30	0,14 0,14	0,14 0,14	510 510
23	4	Stützholm / Support strut Hauban de châssis / Correnti di appoggio Tirante vertical / Travessa de apoio		500 HC 630 EC-H	6,98 6,98	0,26 0,26	0,34 0,34	1140 1140
24	1	Untswagen-Turmstück / Undercarriage tower section Mât de châssis / Elemento di torre del carro Tramo de carro / Peça de torre do chassis		500 HC 630 EC-H	6,61 6,61	2,44 2,67	2,44 2,67	7930 9400
25	1	Kiste mit Kleinteilen, Seilen / Crate with small parts, ropes Caisse contenant des accessoires, câbles / Cassa con minuteria, funi Caja con piezas pequeñas, cables / Caixa com peças pequenas, cabos		630 EC-H	2,00	1,00	1,00	2000
26	1	Abspannungen / Holding bars Tirants / Attrezzi di ancoraggio Tirantes / Peças de ancoragem			7,60	1,00	1,00	7100

Elmag-Hubwerke: siehe Broschüre „Zusätzliche Hubwerksvarianten“ / Hoist gears: see brochure „Additional hoist gear variants“
 Mécanismes de levage: voir brochure „Variantes supplémentaires du mécanisme de levage“ / Argani ad innesto elettromagnetico: vedere
 prospetto „argani alternativi“ / Mecanismos de elevación de Elmag: Ver folleto „Mecanismos de elevación adicionales“ / Mecanismos de
 elevacao de ELMAG: Ver Folheto „Mecanismos de elevação adicionais“

Konstruktionsänderungen vorbehalten!
 Subject to alterations! / Sous réserves de modifications!
 Si fa riserva di modifiche! / Salvo modificação da construação!
 ¡Sujeto a modificaciones!

Sämtliche Angaben erfolgen ohne Gewähr. / This information is supplied without liability.
 Ces renseignements sont sans garantie. / Le indicazioni contenute si intendono salvo errori ed omissioni.
 Declinamos toda responsabilidad derivada de la información proporcionada. / Declinamos qualquer
 responsabilidade quanto à informação fornecida.

120 P – 4495 H1 B3 DIN 15018 • BGL C.0.10.0630 • 05.03 / 6

Printed in Germany.