
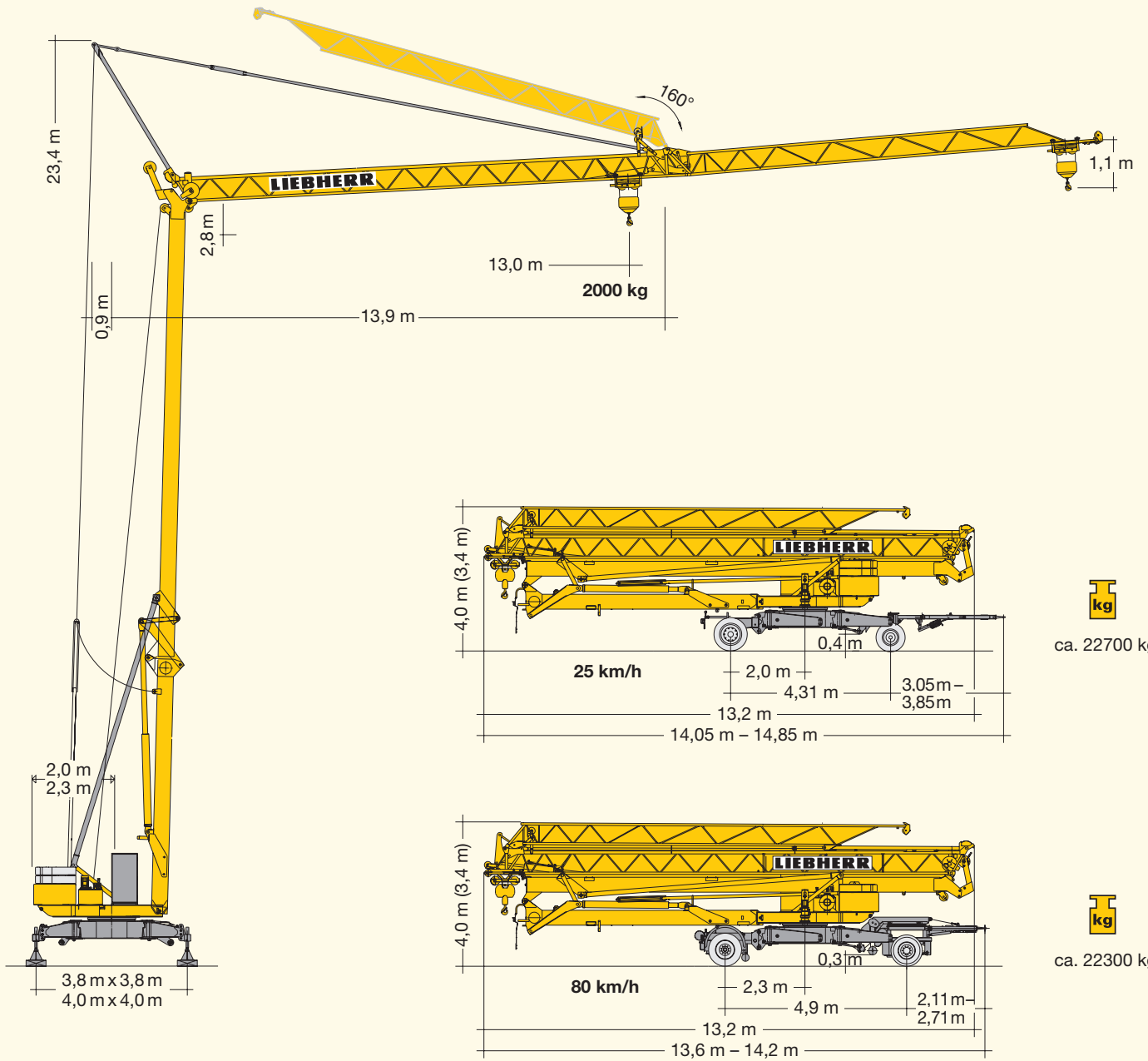


Turmdrehkran 20 HM

Tower Crane / Grue à tour / Gru a torre
Grúa torre / Guindaste de torre

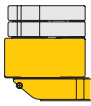



LIEBHERR



Gewicht

Weight / Poids / Peso / Peso / Pesos

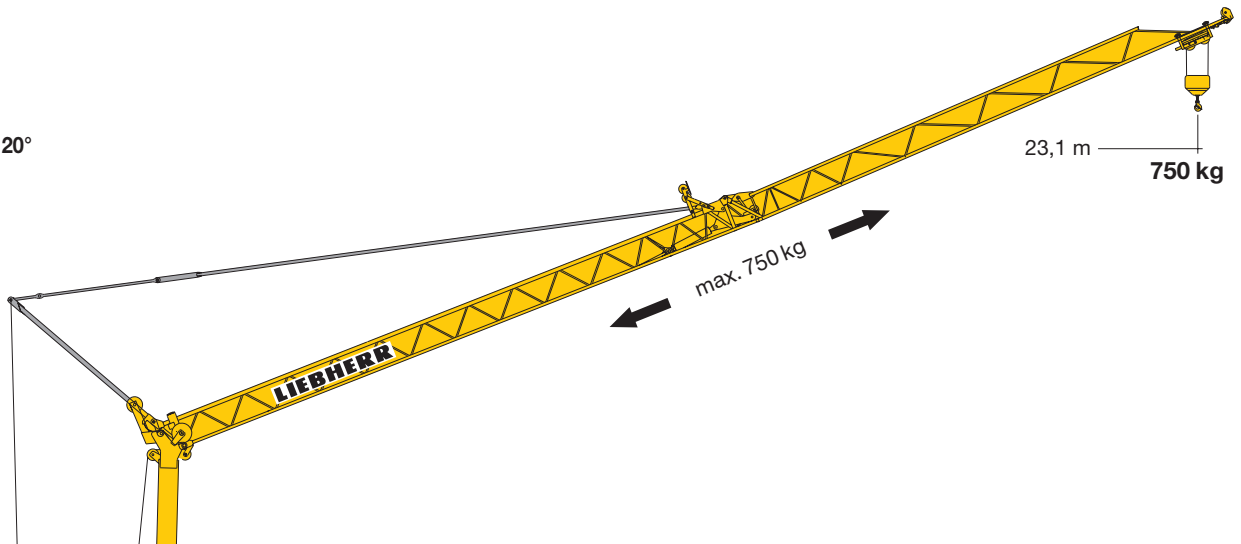
	25 km/h:	1 x 7500 kg 4 x 875 kg	11000 kg	r = 2,0 m		9700 kg
	80 km/h:	1 x 7500 kg 2 x 875 kg	9250 kg	r = 2,3 m		

Ausladung und Tragfähigkeit

Radius and capacity / Portée et charge / Sbraccio e portata / Alcances y cargas / Alcance e capacidade de carga

m	m / kg	m/kg															
		10,0	11,0	12,0	13,0	14,0	15,0	16,0	17,0	18,0	19,0	20,0	21,0	22,0	23,0	24,0	
24,0	2,8 – 11,0 2000	2000	2000	1800	1620	1480	1360	1250	1160	1080	1010	940	890	840	790	750	
13,0	2,8 – 13,0 2000	2000															

Auslegersteilstellung 20°
 Elevated jib 20°
 Flèche inclinée 20°
 Braccio inclinato a 20°
 Pluma inclinada 20°
 Lança inclinada 20°



Geschwindigkeit

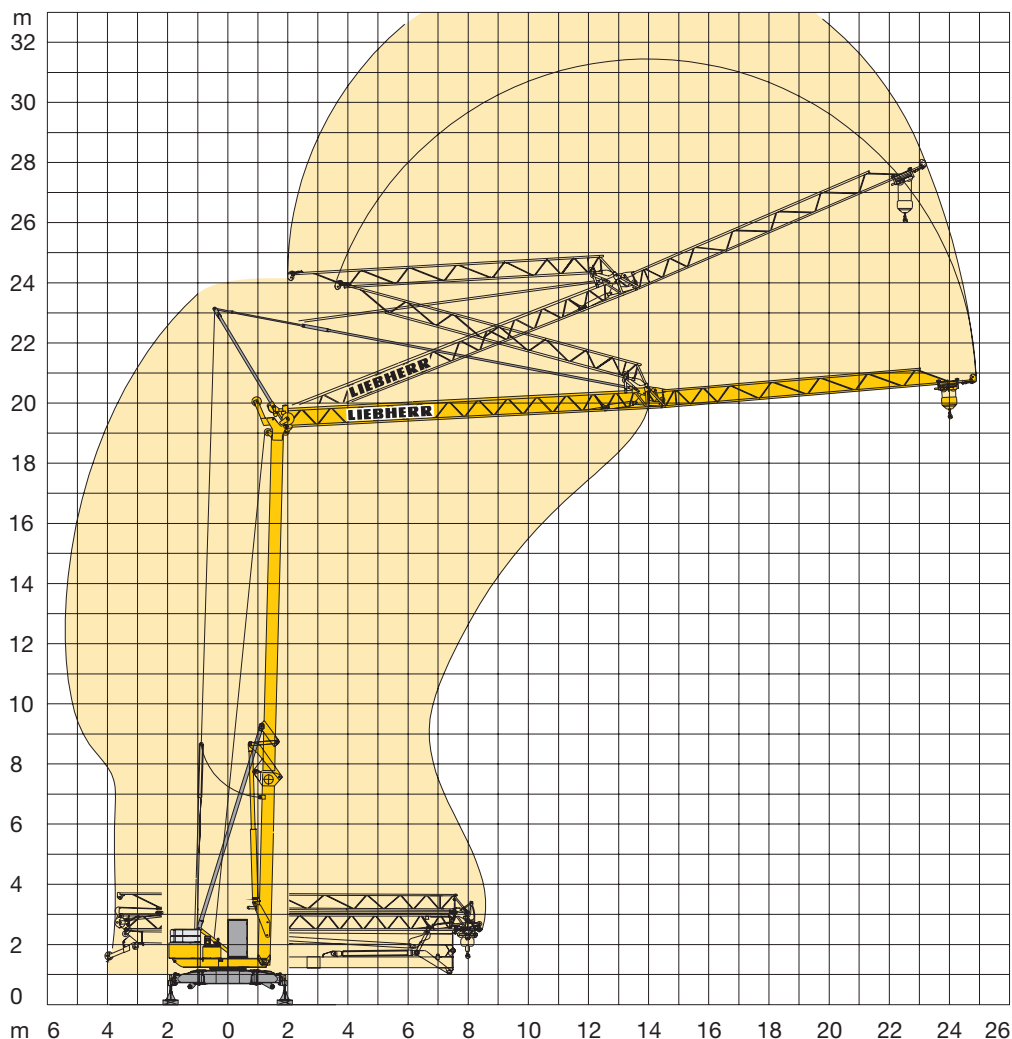
Speed / Vitesse / Velocità / Velocidad / Velocidade

	0 ↔ 0,8 sl./min tr./min	1,5 kW, EDC
	18,0 / 36,0 m/min	1,1 / 1,8 kW
	ca. 160°/min	4,0 kW

	Stufe / Step / Cran Marcia / Velocidad Velocidade	kg	m/min
7,5 kW (KL)	1	2000	5,0
	2	2000	20,0
	3	1000	40,0
11,0 kW (FU)			
	1	2000	4,0
	2	2000	20,0
	3	1300	38,0
	4	1000	50,0

BGL		C.0.05.0018
------------	--	-------------

	400 V	Hz	kVA
69,0 m	4 x 6 mm ² (KL)	50	16,0 (KL)
84,0 m	4 x 6 mm ² (FU)		18,0 (FU)



Kolli-Liste

Packing List / Liste de colisage / Lista dei colli / Lista de contenido / Lista de embalagem

Pos. Item Rep. Voce Pos. Ref.	Anz. Qty. Qte Qta. Cant. Cant.				L (m)	B (m)	H (m)	kg	
1	1	Transportachse vorne Road transport axle front Essieux de transport avant Assale anteriore / Eje de transporte delantero / Eixo de transporte dianteiro	Tra 100 KY 6 Tra 100 KY 6 A			3,63 – 4,13	1,42	1,10	920
2	1	Transportachse hinten Road transport axle behind Essieux de transport arrière Assale posteriore / Eje de transporte trasero / Eixo de transporte traseiro	Tra 120 GY 1 A			1,70	2,50	1,10	1100
3	1	Transportachse vorne / Road transport axle front / Essieux de transport avant Assale anteriore / Eje de transporte delantero / Eixo de transporte dianteiro	Tra 115 RY 2			3,50 – 4,10	2,50	1,32	1900
4	1	Transportachse hinten / Road transport axle behind / Essieux de transport arrière Assale posteriore / Eje de transporte trasero / Eixo de transporte traseiro	Tra 117 GY 1			1,80	2,50	1,10	1500

Konstruktionsänderungen vorbehalten!
 Subject to alterations! / Sous réserves de modifications!
 Si fa riserva di modifiche! / Salvo modificação da construação!
 ¡Sujeto a modificaciones!

Sämtliche Angaben erfolgen ohne Gewähr. / This information is supplied without liability.
 Ces renseignements sont sans garantie. / Le indicazioni contenute si intendono salvo errori ed omissioni.
 Declinamos toda responsabilidad derivada de la información proporcionada.
 Declinamos qualquer responsabilidade quanto à informação fornecida.

120 P – 4662 H1 B3 DIN 15018 • BGL C.0.05.0018 / FEM (Section 1) Krangruppe A3 und OENORM T3 • 04.03 / 6 Printed in Germany.