



**M325D MH**  
**M325D LMH**  
Wheel  
Material Handlers



	M325D MH	M325D LMH
Cat® C7 Engine with ACERT™ Technology		
Net Power (ISO 9249) at 1800 rpm	140 kW/190 hp	140 kW/190 hp
Operating Weight without tool	30 870 kg	35 260 kg
Maximum Reach	15 670 mm	15 670 mm
Maximum Height	17 140 mm	17 570 mm
Maximum Depth	6420 mm	5790 mm

# M325D MH and M325D LMH Wheeled Material Handlers

*The Cat M325D MH and M325D LMH are specifically designed for the scrap and port handling applications, and incorporate many innovations for excellent performance and durability.*

---

## Engine

- ✓ The Cat C7 engine with ACERT™ Technology offers better fuel efficiency and reduced wear. ACERT Technology works at the point of combustion to optimize engine performance and provide low exhaust emissions. By combining ACERT Technology with the new Economy Mode, customers can balance the demands of performance and fuel economy to suit their requirements and application. **pg. 4**

---

## Hydraulics

- ✓ The hydraulic system has been designed to provide reliability and outstanding controllability with increased lifting capacity. The Cat Tool Control System provides enhanced flexibility. The Heavy Lift Mode maximizes lifting performance and maintains excellent stability. **pg. 5**

---

## Operator Comfort

- ✓ The new cab provides maximum space, wider visibility and easy access to switches. The monitor is a full-color graphical display that allows the operator to understand the machine information easily. **pg. 6**

---

## Environmentally Responsible Design

- ✓ Quieter operation, lower engine emissions, less fluid disposal and cleaner service can help you meet or exceed worldwide regulations and protect the environment. **pg. 4**

---

## Elevated Cab

- ✓ The M325D MH and M325D LMH are equipped with a hydraulic cab riser to maximize viewing to all sides of the machine. This hydraulic cab riser offers infinitely variable heights up to 2600 mm of additional height. **pg. 8**

---

## SmartBoom™

- More productive. Faster cycle times for material handling. **pg. 5**

*The M325D MH and M325D LMH use the most sophisticated manufacturing technology to ensure the highest level of manufacturing quality.*

*Excellent control, impressive lift capacity, simplified service and more comfortable operator station increase your productivity and lower your operating costs.*

- ✓ *New feature*



---

### Electronic Control System

- ✓ The compact, full-color, graphical monitor displays machine, maintenance, diagnostic and prognostic information in twenty different languages. The new Economy Mode can also be selected from the monitor. To minimize sun glare, the monitor angle is adjustable.  
**pg. 7**

---

### Structures

The structural components are the backbone of the machine's durability. Caterpillar design and manufacturing techniques assure outstanding durability and service life. Caterpillar booms and sticks are large, welded box-section structures with thick, multi-plate fabrications that resist high stress. Structures are stress relieved, thanks to a heat treatment, to significantly improve structures fatigue strength. Stick options allow you to pick the best match for your material handling job.  
**pg. 9**

---

### Work Tools

- ✓ Orange peel grapples and rehandling clamshell buckets are offered to maximize performance of the M325D MH and M325D LMH.  
**pg. 10**

---

### Service and Maintenance

Fast, easy service has been designed in with extended service intervals, advanced filtration, convenient filter access and user-friendly electronic diagnostics for increased productivity and reduced maintenance costs.  
**pg. 11**

---


### Complete Customer Service

Your Cat dealer offers a wide range of services that can be set up under a customer support agreement when you purchase your equipment. The dealer will help you choose a plan that can cover everything from machine and attachment selection to replacement.  
**pg. 11**



## Engine

*Built for power, reliability, economy and low emissions.  
Meeting regulations... Exceeding expectations.*



**Performance.** The Cat C7 engine with ACERT Technology offers more engine power, and runs at lower speeds for better fuel efficiency and reduced wear.

### **Automatic Engine Speed Control.**

The two-stage, one-touch control maximizes fuel efficiency and reduces sound levels.

**Engine Controller.** ADEM™ A4 (Advanced Diesel Engine Management) electronic control module manages fuel delivery to get the best performance per liter of fuel. The controller uses sensors in fuel, air intake, exhaust and cooling systems and provides flexible fuel mapping, allowing the engine to respond quickly to varying application needs. It tracks engine and machine conditions while keeping the engine operating at peak efficiency.

**Fuel Delivery.** The Cat C7 features electronic controls that govern the mechanically actuated unit fuel injection system. Multiple injection fuel delivery involves a high degree of precision. Precisely shaping the combustion cycle lowers combustion chamber temperatures, generating fewer emissions and optimizing fuel combustion. This translates into more work output for your fuel cost.

**Cooling System.** To reduce fan noise, the cooling fan is driven from a viscous clutch which is electrically controlled by the machine ECM. It calculates optimum fan speed based on the target engine speed, coolant temperature, hydraulic oil temperature and actual fan speed. The Cat C7 delivers a completely new layout that separates the cooling system from the engine compartment.

**Air Cleaner.** The radial seal air filter features a double-layered filter core for more efficient filtration and is located in a compartment behind the cab. A warning is displayed on the monitor when dust accumulates above a preset level.

## Environmentally Responsible Design

*Caterpillar machines not only help you build a better world, they help maintain and preserve the fragile environment.*



### **Outstanding Performance.**

Many features designed to provide outstanding performance which can mean more work done in a day, less fuel consumption and minimal impact on our environment.

**Emissions.** ACERT Technology is a differentiated technology that reduces emissions at the point of combustion. The technology capitalizes on Caterpillar's proven leadership in three core engine systems: fuel, air and electronics.

**Fewer Leaks and Spills.** Engine oil and encapsulated hydraulic oil filters are positioned vertically and are easy to reach to minimize spillage. Service intervals are extended to reduce the times fluids are changed and handled.

- Hydraulic oil service interval can be extended to 4000 hours with the S•O•S program.
- In addition to the S•O•S program fine filtration system attachment extends the service interval to 5000 hours.
- Cat Extended Life Coolant extends service to 6000 h, less need for fluid disposal.
- The hydraulic system is compatible with Cat HEES hydraulic bio-oil for ecologically sensitive applications.



# Hydraulics

*The M325D MH and M325D LMH hydraulic system is designed to handle the specific requirements of the material handling industry.*

**Pilot System.** The pilot pump is independent from the main pumps and controls the front linkage, swing and travel operations.

**Hydraulic Cross-Sensing System.** It utilizes each of two hydraulic pumps to 100%, under all operating conditions. This improves productivity with faster implement speeds and quicker, stronger pivot turns.

**Boom and Stick Regeneration Circuit.** Saves energy during boom-down and stick-in operation which increases efficiency, reduces cycle times and pressure loss for higher productivity, lower operating costs and increased fuel efficiency.

**Boom and Swing Priority.** The hydraulic system provides automatic priority function for boom-up and swing operations eliminating the need for work mode buttons. When the boom or swing lever is activated, the system automatically assigns priority based on operator demand

**Hydraulic Cylinder Snubbers.** Located at the rod-end of the boom cylinders and both ends of the stick cylinders to cushion shocks while reducing sound levels and extending component life.

**Improved Hydraulic Attachments.** New damping valves, lowering check valves and pressure reducing valves on M325D MH and M325D LMH significantly improve operator comfort and combined movements' smoothness. Machines are less aggressive and cab vibrations are reduced, while providing even more lifting capacity and improved controllability.

**Heavy Lift Mode.** The operator can select the heavy lift mode at the push of a button to boost lifting capability and provide improved controllability of heavy loads.

**Medium Pressure Circuit.** The on/off grapple rotate function on M325C MH/LMH has been replaced by a modular grapple rotate function on M325D MH/LMH with a sliding switch on left joystick to help the operator to precisely position the tool. The grapple open/close function is activated through high pressure circuit on right joystick.




**SmartBoom Feature.** It allows the operator to fully concentrate on production. The unique Cat SmartBoom significantly enhances operator comfort and job efficiency. Loading barges is more productive and more fuel efficient as the return cycle is reduced while the boom down function does not require pump flow. Unloading barges is easier and safer because the SmartBoom avoids excessive force being put on the barge's floor.

**Hydraulic Generator.** The optional generator control circuit and optional generator 20 kW allow the installation of a magnet.



## Operator Station

*Designed for simple, easy operation, high visibility and comfort, the M325D MH and M325D LMH allow the operator to focus on production.*



**Windows and Wipers.** To maximize visibility, all glass is affixed directly to the cab eliminating the use of window frames. Choice of fixed or easy-to-open split front windshield meet operator preference and applications conditions.

- 50/50 split front windshield allows both upper and lower portions to be stored in an overhead position.
- 70/30 split front windshield stores the upper portion above the operator. The lower front windshield features a rounded design to maximize downward visibility and improves wiper coverage.
- Both openable versions feature a one-touch action release system.
- The one-piece fixed front windshield is available in standard heavy duty laminated glass, and offer the optimum visibility.

Parallel wiper system covers almost the complete front window without leaving unwiped areas in the immediate line of sight of the operator.

**Monitor.** The compact, full-color, graphical monitor displays machine, maintenance, diagnostic and prognostic information, in twenty different languages. Monitor angle can be adjusted to minimize sun glare.

**Consoles.** Redesigned consoles feature a simple, functional design to reduce operator fatigue, ease of switch operations and excellent visibility. Both consoles have attached armrests with height adjustments.

**Implement Controls.** Easy to handle joysticks with integrated push buttons and sliding switches control all implement and swing functions. The sliding switches provide modulated control for grapple rotation and hydraulic cab riser activation. They are designed to increase operator comfort and reduce operator fatigue.





## Electronic Control System

*Manages the engine and hydraulics for maximum performance.*

### Standard Equipment.

- For added safety, the tiltable left hand seat console must be in the operate position to activate the machine controls functions.
- The standard and optional seats provide a variety of adjustments to suit operator's size and weight including fore/aft, height and weight. Wide adjustable armrests and a retractable seat belt are also included.
- To enhance operator comfort and productivity, the cab includes a lighter, drink holder, coat hook, service meter, literature holder, magazine rack and storage compartment.
- Air conditioning.
- Climate control: positive filtered ventilation with a pressurized cab. Fresh air or re-circulated air can be selected with a switch on the right console.

### Optional Equipment.

- Air suspension seat.
- The cab can be equipped with 12 V converter and up to two 12 V/7 A electrical sockets to provide additional electrical resources.
- Machine Security System (MSS) is available from the factory. MSS uses special Caterpillar key with an embedded electronic chip for controlling unauthorized machine operation.
- The Product Link provides all kinds of information and working parameters, thanks to a satellite connection between a computer and the machine. Easier fleet management and preventive maintenance.
- Falling object guard on top and front of the cab. The front guard swings out for easier windshield cleaning.



**Monitor Display Screen.** The monitor is a full color 400x234 pixels Liquid Crystal Display (LCD) graphic display. The Master Caution Lamp flashes when one of the critical conditions below occurs:

- Engine oil pressure low
  - Coolant temperature high
  - Hydraulic oil temperature high
- Under normal conditions or the default condition, the monitor display screen is divided into four areas; clock and throttle dial, gauge, event display and multi-information display.

### Clock and Throttle Dial Area.

The clock and the throttle dial position are in this area and the gas-station icon with green color is also displayed.

**Gauge Area.** Three analog gauges, fuel level, hydraulic oil temperature and coolant temperature, are displayed in this area.

### Event Display Area.

Machine information is displayed in this area with the icon and language.

### Multi-information Display Area.

This area is reserved for displaying information that is convenient for the operator. The “CAT” logo mark is displayed when information to display does not exist.

**Keypad.** The keypad allows operator to select machine operation conditions and to set view preferences.



## Elevated Cab

*Hydraulic cab riser is available to maximize viewing to all sides of the machine.*

**Hydraulic Cab Riser.** The new design of the parallelogram hydraulic cab riser offers increased visibility as well as optimized operator comfort thanks to higher, larger and more robust structures. The activation of the hydraulic cab riser is modular, and thus,

allows the operator to control the riser speed and decrease shocks. In case of emergency, the cab can be lowered while using a safety lever either inside the cab or inside the radiator compartment.



**Bottom Position.** The bottom position is used for shipping and travel.



**Medium Position.** The medium position places the cab forward by 500 mm more than in the travel position, for increased visibility.



**Top Position.** The top position raises the cab by 2600 mm. This provides optimal viewing to all sides in different applications such as scrap handling and port handling. The cab can be positioned at any level between lowest and highest positions.

## Cab Access

*The M325D MH and M325D LMH are equipped with a newly designed cab access system.*



**Cab Access System.** The M325D MH and M325D LMH can be equipped with a newly designed cab access system. This cab features an additional cab platform with handrails located to provide the operator with safe ingress and egress.



## Structures

*The M325D MH and M325D LMH structural components are the backbone of the machine's durability. Durable frames absorb stresses and provide excellent stability.*

### **Purpose Designed Upper Structure and Counterweight.**

The upper structure is specifically designed for the scrap and material handling markets. It is built of higher strength material and thicker steel sections to handle the increased swing loads developed with the longer front parts, heavier counterweights and cab risers used in Material Handling.

**Strong and Stable Undercarriage.** The M325D MH and M325D LMH wheeled undercarriages provide maximum rigidity and long service life.

- The hydraulic lines are routed through the frame, and the cylinders have heavy-duty guards to provide protection from damage.
- The front axle on M325D MH and the rear axle on M325D LMH offer great oscillating angles. The transmission is mounted in the center of the undercarriage for protection and optimum ground clearance.
- The M325D MH includes 4 dual 12.00-20 solid rubber tires, and the M325D LMH is equipped with 4 single 16.00-25 solid rubber tires. Optional pneumatic tires are also available.
- Tool boxes are available.

**Material Handling Front Parts.** Select the right combination of front linkage with your Cat dealer to ensure high productivity from the very start of your job. The 3 sets of front parts meet your material handling needs with excellent lift performance and working range when operating in close or at full reach. Built for strong performance and long service life.

### **Efficient Design of Welded Box-section Structures.**

The design with thick, multi-plate fabrications in high stress areas allows structures to flex, dissipating stresses and maximizing strength.


- Finite element analysis is used in the determination of structural stresses and enables optimization of weight, durability and performance.
- Internal baffle plates provide additional strength and durability throughout the structure to withstand torsional loads.
- Robotic welding: up to 95% of the structural welds on a Cat material handler are completed by robots. Robotic welds achieve over three times the penetration of manual welds.
- Stress relieving: M325D LMH booms and sticks are stress relieved, thanks to heat treatment, to maximize strength for greater durability.



## Work Tools – Attachments

A variety of grapples and clamshells are available to maximize machine performance in material handling applications.

			M325D MH		M325D LMH				
			8850 mm		8850 mm				
			6000 mm	7420 mm	5000 mm	6000 mm	7420 mm		
Rehandling Clamshell Buckets	GOS-35	0.62 – 0.7			X				
		0.78			X				
		1.05			X				
		1.26		N	X				
		1.46		N	X				
		1.67		N	X		N		
		0.97			X				
	GOS-45	1.12		N	X				
		1.27		N	X				
		1.58		N	X		N		
		1.71 – 2.02	N	N	X		N		
		2.34	N	N	X	N	N		
		Orange Peel Grapples (5 tines)	GSM-35	0.5			X		
				0.6 – 0.8			X		
1.0				N	X				
GSM-45	0.6			N	X				
	0.8			N	X				
	1.0			N	X		N		
	1.25		N	N	X		N		
GSH20B	0.6				X				
	0.8			N	X				
	1.0			N	X				
	0.6			N	X				
GSH22B	0.8			N	X		N		
	1.0		N	N	X		N		
	0.6		N		X				
Orange Peel Grapples (4 tines)	GSH20B	0.8			X				
		1.0		N	X				
		0.6		N	X				
	GSH22B	0.8		N	X				
		1.0		N	X		N		
		1.25	N	N	X		N		
Multi Grapples	G320B-D, -R	–	X	X		X	X		
Hydraulic Shears	S320	–	X	X		X	X		
Quick Coupler	CW-40, -40S	–	X	X		X	X		



Work tools have been calculated with machine in stability position; over-the-side and at maximum horizontal reach at approximately 2 meters above ground level. When choosing a work tool please consider work tool application, productivity requirements and durability. Refer to work tool specifications for application recommendations and productivity information. Check with your Cat dealer for more details on specifications, sizes and other work tool types.



- Max. material density 3000 kg/m<sup>3</sup>
- Max. material density 1800 kg/m<sup>3</sup>
- Max. material density 1200 kg/m<sup>3</sup>
- N Not recommended
- X Not compatible
- Quick coupler match
- Recommended for restricted working ranges

## Service and Maintenance

*Simplified service and maintenance save you time and money.*



**Air Filter Compartment.** The air filter features a double-element construction for superior cleaning efficiency. When the air cleaner plugs, a warning is displayed on the monitor screen inside the cab.

**Service.** The design and layout was made with the service technician in mind. Many service locations are easily accessible by ascending to the maintenance walkways allowing critical maintenance to get done quickly and efficiently.

**Pump Compartment.** A service door on the right side of the upper structure allows access to the pump and pilot filter.

**Capsule Filter.** The hydraulic return filter, a capsule filter, is situated outside the hydraulic tank. This filter prevents contaminants from entering the system when hydraulic oil is changed and keeps the operation clean.

**Diagnostics and Monitoring.** Equipped with S•O•S<sup>SM</sup> sampling ports and hydraulic test ports for the hydraulic system, engine oil, and for coolant. A test connection for the Electronic Technician (ET) service tool is located behind the cab.

**Anti-Skid Plate.** Anti-skid plate covers top of and maintenance walkways and upper structure to prevent slipping during maintenance.

**Fan Guard.** Engine radiator fan is completely enclosed by fine wire mesh, reducing the risk of an accident.

**Greasing Points.** Concentrated remote greasing blocks deliver grease to hard-to-reach locations on the Material Handlers.

**Radiator Compartment.** The left rear service door allows easy access to the engine radiator, oil cooler and air-to-air aftercooler. Reserve tank and drain cock are attached to the radiator for simplified maintenance.



**Extended Service Intervals.** M325D service and maintenance intervals have been extended to reduce machine service time and increase machine availability.

## Complete Customer Support

*Cat dealer services help you operate longer with lower costs.*



**Machine Selection.** Make detailed comparisons of the machines you are considering before you buy. What are the job requirements, machine attachments and operating hours? What production is needed? Your Cat dealer can provide recommendations.

**Purchase.** Consider the financing options available as well as day-to-day operating costs. This is also the time to look at dealer services that can be included in the cost of the machine to yield lower equipment owning and operating costs over the long run.

### **Customer Support Agreements.**

Cat dealers offer a variety of product support agreements, and work with customers to develop a plan that best meets specific needs. These plans can cover the entire machine, including attachments, to help protect the customer's investment.

**Operation.** Improving operating techniques can boost your profits. Your cat dealer has videotapes, literature and other ideas to help you increase productivity, and Caterpillar offers certified operator training classes to help maximize the return on your investment.

**Product Support.** You will find nearly all parts at our dealer parts counter. Cat dealers utilize a worldwide computer network to find in-stock parts to minimize machine downtime. You can save money with Cat remanufactured components.

**Maintenance Services.** Repair option programs guarantee the cost of repairs up front. Diagnostic programs such as Scheduled Oil Sampling, Coolant Sampling and Technical Analysis help you avoid unscheduled repairs.

**Replacement.** Repair, rebuild or replace? Your Cat dealer can help you evaluate the cost involved so you can make the right choice.



## Engine

Cat C7 Engine with ACERT Technology

Net power at 1800 rpm

ISO 9249	140 kW/190 hp
80/1269/EEC	140 kW/190 hp

Bore 110 mm

Stroke 127 mm

Displacement 7.2 liters

- All engine horsepower (hp) are metric including front page.
- The C7 engine meets Stage IIIA emission requirements.
- Net power advertised is the power available at the flywheel when the engine is equipped with fan, air cleaner, muffler, and alternator.
- Full engine net power up to 2300 m altitude

## Service Refill Capacities

	Liter
Fuel tank capacity	520
Cooling system	30
Engine oil	30
Rear axle housing	19
Front steering axle	24
Final drive	2.5
Powershift transmission	2.9
Hydraulic system (including tank)	310

## Weights

	M325D MH	M325D LMH
	kg	kg
Boom	3730	3925
Sticks		
5000 mm	–	1200
6000 mm	1290	1390
7420 mm	1510	1650
Upper structure	8750	8750
Undercarriage	11 080	13 240
Counterweight	5800	7700
Operating weights without tool		
5000 mm stick		
with solid rubber tires	–	35 560
with pneumatic tires	–	34 680
6000 mm stick		
with solid rubber tires	30 650	35 000
with pneumatic tires	29 550	34 120
7420 mm stick		
with solid rubber tires	30 870	35 260
with pneumatic tires	29 770	34 380

## Hydraulic System

Main System

Maximum flow 2 x 235 l/min

Maximum pressure

Normal 350 bar

Heavy lift 360 bar

Travel 350 bar

Swing 275 bar

Pilot System

Maximum flow 32.4 l/min

Maximum pressure 39 bar

## Transmission

	M325D MH	M325D LMH
Maximum travel speed	20 km/h	18 km/h
Drawbar pull	149 kN	167 kN

## Swing Mechanism

Swing speed 8.5 rpm

Swing torque 78 kNm

Maximum pressure 260 bar

## Tires

	M325D MH	M325D LMH
Standard	Dual	Single
Solid Rubber	12.00-20	16.00-25
Optional	Dual	Single
Pneumatic	11.00-20	23.5 R 25

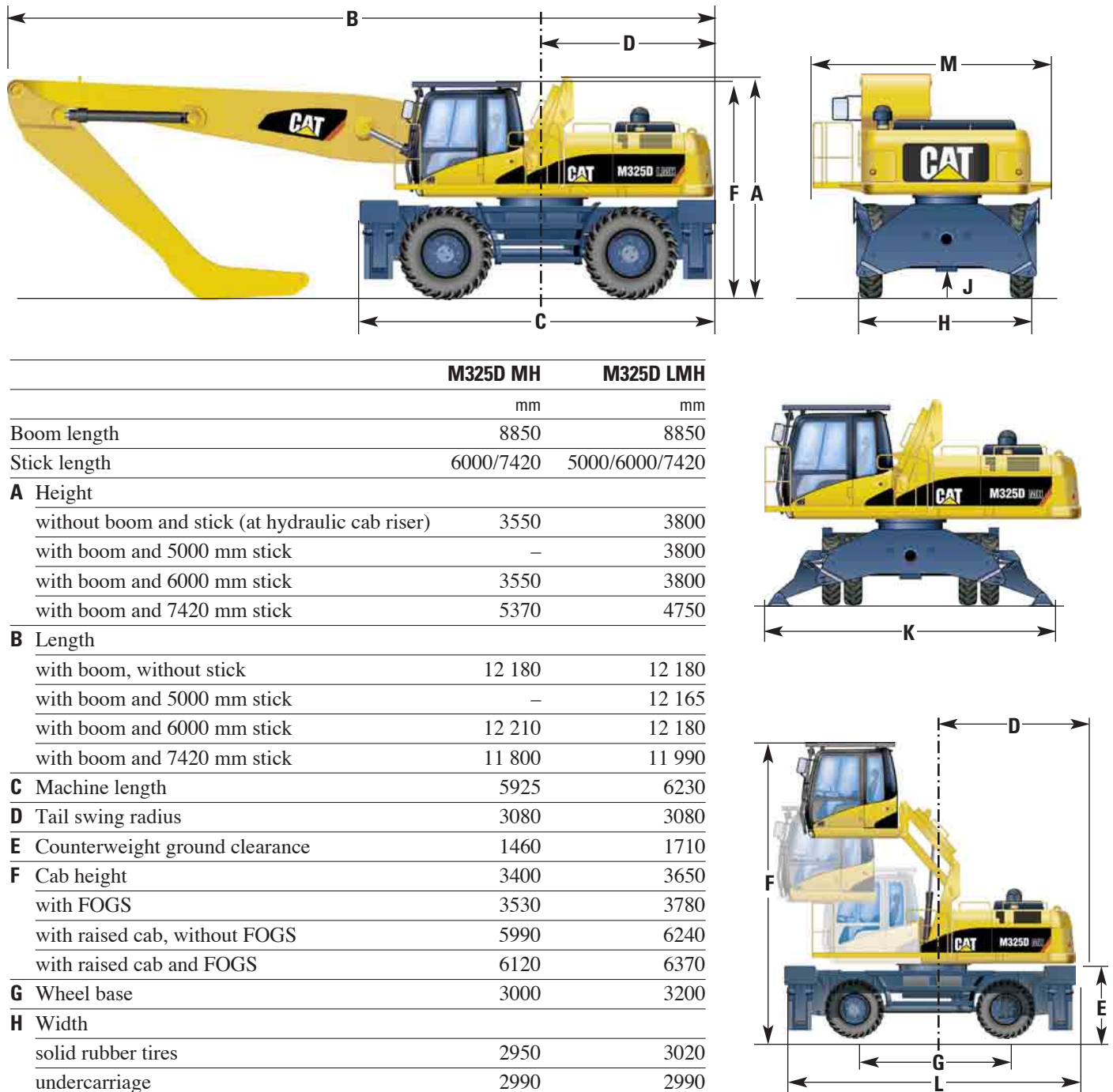
## Sound Levels

**Operator Sound.** The operator sound level measured according to the procedures specified in ISO 6394:1998 is 76 dB(A), for cab offered by Caterpillar, when properly installed and maintained and tested with the doors and windows closed. Hearing protection may be needed when operating with an open operator station and cab (when not properly maintained or doors/windows open) for extended periods or in noisy environment.

**Exterior Sound.** The labeled spectator sound power level measured according to the test procedures and conditions specified in 2000/14/EC is 104 dB(A).

# Dimensions

All dimensions are approximate.



	M325D MH	M325D LMH
	mm	mm
Boom length	8850	8850
Stick length	6000/7420	5000/6000/7420
<b>A</b> Height		
without boom and stick (at hydraulic cab riser)	3550	3800
with boom and 5000 mm stick	–	3800
with boom and 6000 mm stick	3550	3800
with boom and 7420 mm stick	5370	4750
<b>B</b> Length		
with boom, without stick	12 180	12 180
with boom and 5000 mm stick	–	12 165
with boom and 6000 mm stick	12 210	12 180
with boom and 7420 mm stick	11 800	11 990
<b>C</b> Machine length	5925	6230
<b>D</b> Tail swing radius	3080	3080
<b>E</b> Counterweight ground clearance	1460	1710
<b>F</b> Cab height	3400	3650
with FOGS	3530	3780
with raised cab, without FOGS	5990	6240
with raised cab and FOGS	6120	6370
<b>G</b> Wheel base	3000	3200
<b>H</b> Width		
solid rubber tires	2950	3020
undercarriage	2990	2990
without steps, pads, handrails, platform*	3020	3035
with steps	3020	3140
with steps and pads	3275	3230
<b>J</b> Ground clearance	250	270
<b>K</b> Width with stabilizers on ground	4865	5240
<b>L</b> Undercarriage length	5805	6230
<b>M</b> Upper structure width		
with walkways	3740	3740
with walkways and platform	4020	4020

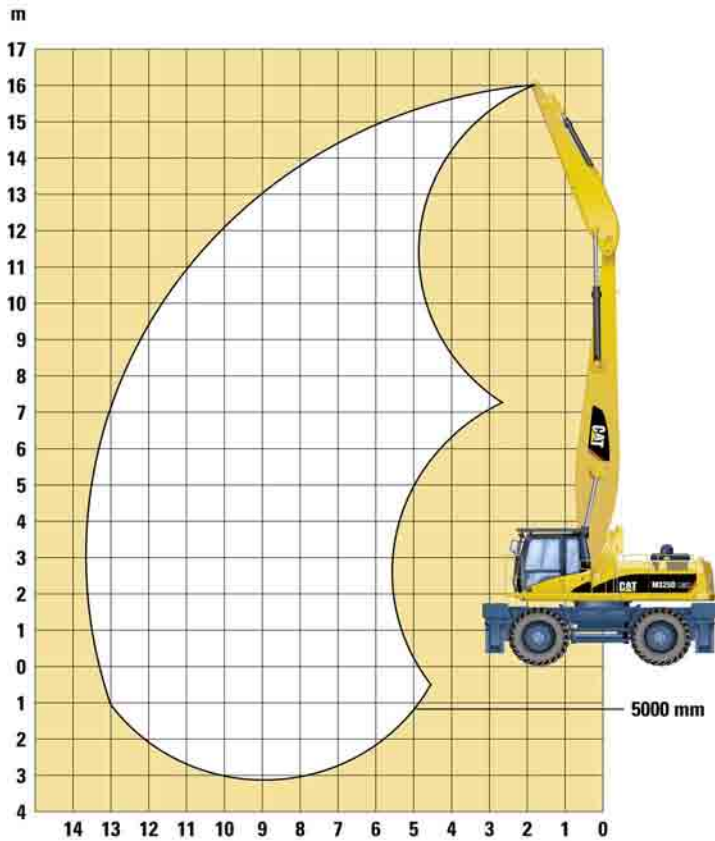
\* Minimum shipping dimension

## Cab

Cab/FOGS meets ISO 10262.

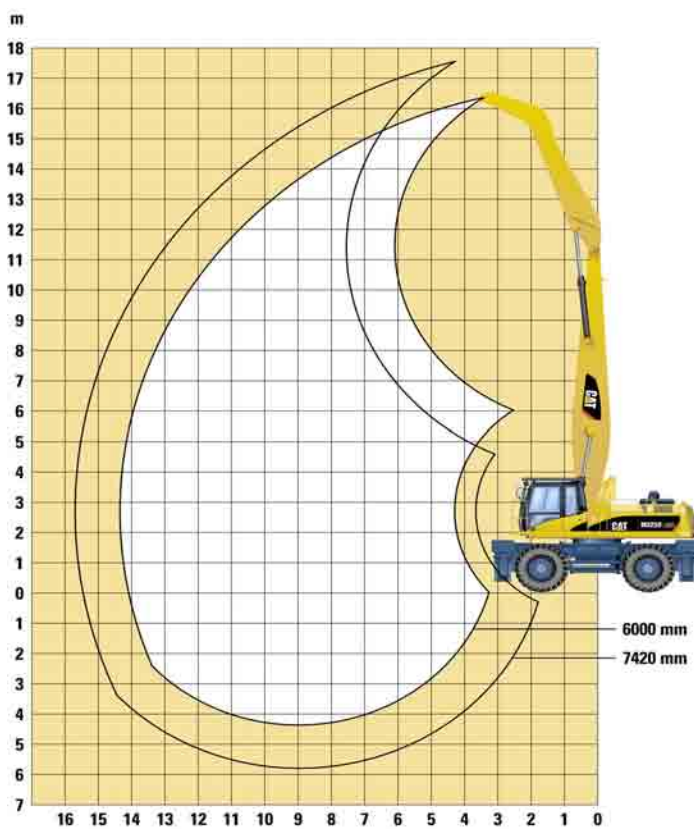
# Working Ranges

**M325D MH** with 6000 mm and 7420 mm sticks.



	mm
Boom length	8850
Stick length	<b>6000</b>
Maximum horizontal reach	14 330
Maximum height	15 990
Maximum depth	5000
Stick length	<b>7420</b>
Maximum horizontal reach	15 670
Maximum height	17 140
Maximum depth	6420

**M325D LMH** with 6000 mm and 7420 mm sticks.



	mm
Boom length	8850
Stick length	<b>6000</b>
Maximum horizontal reach	14 340
Maximum height	16 380
Maximum depth	4370
Stick length	<b>7420</b>
Maximum horizontal reach	15 670
Maximum height	17 570
Maximum depth	5790



# M325D MH – Lift Capacities

Heavy lift mode. All weights are in kg.

**Boom:** 8850 mm – **Stick:** 6000 mm – **Maximum Reach / Height / Depth:** 14 330 / 15 990 / 5000 mm

	Undercarriage configuration	3.0 m		4.5 m		6.0 m		7.5 m		9.0 m		10.5 m		12.0 m		13.5 m		15.0 m			m		
15.0 m	Stabilizers up Stabilizers down					*5930 *6130	*5930 *6130																6.48 6.74
13.5 m	Stabilizers up Stabilizers down					*7330 *7400	*7330 *7400	*6210 *6340	5400 *6340		*4500 *4500												8.87 9.04
12.0 m	Stabilizers up Stabilizers down							7080 *7380	5530 *7380	5210 *6290	4040 *6290	3920 *4350	2990 *4350										10.52 10.65
10.5 m	Stabilizers up Stabilizers down							7080 *7730	5540 *7730	5240 *6930	4070 *6930	4000 *6020	3060 *6020										11.75 11.85
9.0 m	Stabilizers up Stabilizers down					*9030 *9070	7770 *9070	6970 *7880	5430 *7880	5180 *7000	4010 *7000	3980 *6300	3050 6240	3120 *5280	2340 4970								12.68 12.75
7.5 m	Stabilizers up Stabilizers down					*9550 *9610	7460 *9610	6760 *8200	5230 *8200	5040 *7180	3880 *7180	3900 *6380	2970 6150	3090 *5720	2310 4930								13.38 13.43
6.0 m	Stabilizers up Stabilizers down			*12760 *13210	10900 *10400	9140 *10400	6970 *10400	6450 *8640	4940 *8640	4840 *7420	3690 *7420	3780 *6500	2850 6010	3020 *5750	2240 4860	2440 *4830	1770 4000						13.88 13.92
4.5 m	Stabilizers up Stabilizers down			*13180 *15040	9620 *15040	8460 *11280	6340 *11280	6060 *9110	4570 *9110	4610 *7660	3460 7410	3630 *6610	2710 5840	2930 *5770	2150 4760	2390 4810	1730 3950						14.20 14.22
3.0 m	Stabilizers up Stabilizers down			*9240 *8110	8220 *8110	7730 *11960	5660 *11960	5650 *9460	4180 9370	4350 *7830	3220 7130	3470 *6660	2550 5670	2820 4650	2050 4740	2330 3890	1670						14.36 14.37
1.5 m	Stabilizers up Stabilizers down			*4180 *4070	*4180 *4070	7130 *12090	5100 *12090	5290 *9540	3840 8970	4120 *7840	3000 6880	3320 *6610	2410 5510	2730 5560	1960 4540	2280 4680	1620 3830						14.36 14.35
0.0 m	Stabilizers up Stabilizers down			*3870 *3900	*3870 *3900	6740 *9160	4740 *9160	5020 *9270	3580 8670	3940 *7620	2830 6680	3190 *6380	2290 5380	2650 *5350	1880 4460	2240 *4370	1580 3790						14.20 14.18
-1.5 m	Stabilizers up Stabilizers down			*4410 *4470	*4410 *4470	6550 *8250	4560 *8250	4850 *8580	3430 8500	3820 *7110	2710 6550	3110 *5930	2210 5290	2600 *4890	1830 4410	2220 *3790	1560 3770						13.87 13.84
-3.0 m	Stabilizers up Stabilizers down			*5170	*5170	6510 *8430	4520 *8430	4790 *7500	3360 *7500	3760 *6280	2650 *6280	3070 *5200	2170 *5200	2580 *4150	1820 *4150								13.37
-4.5 m	Stabilizers up Stabilizers down							4800 *6010	3380 *6010	3760 *5080	2660 *5080	3080 *4120	2180 *4120										

**Boom:** 8850 mm – **Stick:** 7420 mm – **Maximum Reach / Height / Depth:** 15 670 / 17 140 / 6420 mm

	Undercarriage configuration	3.0 m		4.5 m		6.0 m		7.5 m		9.0 m		10.5 m		12.0 m		13.5 m		15.0 m			m			
16.5 m	Stabilizers up Stabilizers down					*4960 *5120	*4960 *5120																6.43 6.73	
15.0 m	Stabilizers up Stabilizers down							*5160 *5250	*5160 *5250	*3810 *3980	*3810 *3980												9.09 9.28	
13.5 m	Stabilizers up Stabilizers down							*5900 *5940	5810 *5940	*5110 *5180	4230 *5180	*3840 *3970	3130 *3970										10.92 11.06	
12.0 m	Stabilizers up Stabilizers down									5500 *5850	4320 *5850	4180 *5020	3230 *5020	3220 *3630	2430 *3630								12.29 12.40	
10.5 m	Stabilizers up Stabilizers down									5510 *6280	4320 *6280	4200 *5740	3250 *5740	3270 *4690	2480 *4690								13.36 13.44	
9.0 m	Stabilizers up Stabilizers down							*7020 *7040	5790 *7040	5430 *6370	4250 *6370	4160 *5820	3210 *5820	3250 *5340	2470 5120	2570 *4000	1900 *4000						14.18 14.25	
7.5 m	Stabilizers up Stabilizers down							7150 *7370	5590 *7370	5290 *6580	4110 *6580	4060 *5940	3120 *5390	3190 5060	2410 *4820	2540 4120	1870						14.81 14.86	
6.0 m	Stabilizers up Stabilizers down					*8490 *8650	7590 *8650	6830 *7840	5290 *7840	5070 *6860	3900 *6860	3920 *6100	2980 *6100	3100 *5470	2320 4950	2490 *4920	1820 4060	2010 *3430	1420 3370	1930 *2840	1360 *2840			15.26 15.30
4.5 m	Stabilizers up Stabilizers down			*10430 *11040	*10430 *11040	9130 *10150	6950 *10150	6420 *8400	4900 *8400	4810 *7180	3650 *7180	3740 *6280	2810 5980	2980 *5560	2200 4830	2410 4850	1750 3980	1970 *4030	1390 3330	1830 *2880	1270 *2880			15.56 15.58
3.0 m	Stabilizers up Stabilizers down			12940 *14930	9390 *14930	8310 *11120	6180 *11120	5940 *8930	4450 *8930	4510 *7470	3360 7310	3540 *6430	2620 5760	2850 *5610	2080 4680	2330 4750	1660 3890	1920 4020	1340 3280	1760 *2960	1210 *2960			15.70 15.71
1.5 m	Stabilizers up Stabilizers down			*9870 *8900	7950 *8900	7510 *11770	5440 *11770	5480 *9280	4010 9200	4210 *7660	3080 6990	3350 *6500	2430 5550	2720 5570	1950 4550	2240 4660	1580 3800	1870 3970	1290 3230	1730 *3070	1180 3010			15.70 15.69
0.0 m	Stabilizers up Stabilizers down	*2090 *2130	*2090 *2130	*5270 *5160	*5270 *5160	6890 *11850	4870 *11850	5090 *9330	3640 8770	3960 *7650	2840 6710	3180 *6440	2270 5370	2600 5440	1840 4420	2170 4580	1510 3720	1830 *3830	1250 3190	1730 *3230	1170 3030			15.55 15.53
-1.5 m	Stabilizers up Stabilizers down	*2620 *2680	*2620 *2680	*4740 *4740	*4740 *4740	6500 *9670	4510 *9670	4810 *9020	3380 8460	3760 *7410	2650 6500	3040 *6200	2130 5230	2510 *5220	1750 4330	2110 *4350	1450 3660	1810 *3380	1230 3160	1770 *3190	1200 3100			15.26 15.22
-3.0 m	Stabilizers up Stabilizers down	*3270 *3320	*3270 *3320	*4950 *4980	*4950 *4980	6310 *8590	4320 *8590	4650 *8330	3220 8290	3640 *6880	2530 6370	2950 *5730	2050 5130	2450 4270	1690 *3820	2080 3630	1420			1840 *2860	1250 *2860			14.80 14.75
-4.5 m	Stabilizers up Stabilizers down			*5390 *5440	*5390 *5440	6250 *8550	4270 *8550	4580 *7230	3160 *7230	3580 *6030	2470 *6030	2910 *4990	2100 *4990	2430 *4030	1670 *4030	2090 *2990	1430							
-6.0 m	Stabilizers up Stabilizers down							4600 *5730	3180 *5730	3580 *4810	2480 *4810	2920 *3900	2020 *3900											

# M325D LMH – Lift Capacities

Heavy lift mode. All weights are in kg.

**Boom:** 8850 mm – **Stick:** 6000 mm – **Maximum Reach / Height / Depth:** 14 340 / 16 380 / 4370 mm

Height	Undercarriage configuration	3.0 m		4.5 m		6.0 m		7.5 m		9.0 m		10.5 m		12.0 m		13.5 m		15.0 m		Reach		m			
		Up	Down	Up	Down	Up	Down	Up	Down	Up	Down	Up	Down	Up	Down	Up	Down	Up	Down	Up	Down				
16.5 m	Stabilizers up Stabilizers down																					*8210 *8210	3.69		
15.0 m	Stabilizers up Stabilizers down					*7400 *7740	*7400 *7740															*6160 *5950	*6160 *5950	6.87 7.33	
13.5 m	Stabilizers up Stabilizers down					*8780 *8930	*8780 *8930	*7580 *7830	7340 *7830	*5540 *6010	5390 *6010											*5310 *5210	5260 *5210	9.12 9.43	
12.0 m	Stabilizers up Stabilizers down					*9510 *9620	*9510 *9620	*8770 *8920	7460 *8920	7110 *7760	5530 *5740	*5320 4210 *5740										*4890 *4840	4060 *4840	10.70 10.92	
10.5 m	Stabilizers up Stabilizers down					*10140 *10170	*10140 *10170	*8920 *8940	7440 *8940	7120 *8020	5550 *8020	5520 *7290	4260 *7290										4430 *4640	3380 *4640	11.87 12.05
9.0 m	Stabilizers up Stabilizers down					*10470 *10560	10370 *10560	*9120 *9180	7310 *9180	7040 *8140	5470 *8140	5480 *7320	4230 *7320	4370 *6610	3330 *6610								3900 *4540	2950 *4540	12.77 12.90
7.5 m	Stabilizers up Stabilizers down			*11770 *12170	*11770 *12170	*11140 *11290	9990 *11290	9160 *9600	7070 *9600	6880 *8380	5310 *8380	5390 *7440	4140 *7440	4320 *6660	3290 *6660			*4600 *4600					3550 *4510	2660 *4510	13.43 13.53
6.0 m	Stabilizers up Stabilizers down	*13610 *15880	*13610 *15880	*15380 *15750	14660 *15750	*12090 *12270	9410 *12270	8790 *10140	6730 *10140	6650 *8670	5100 *8670	5240 *7580	4000 *7580	4240 *6700	3210 6660	3490 *5900	2610 5480						3310 *4550	2460 *4550	13.91 13.97
4.5 m	Stabilizers up Stabilizers down			*17550 *17900	13160 *17900	11640 *13310	8690 *13310	8350 *10680	6310 *10680	6380 *8960	4840 *8960	5070 *7710	3840 *7710	4140 6480	3110 5420	3430 *5840	2550 5420						3160 *4650	2330 *4650	14.20 14.24
3.0 m	Stabilizers up Stabilizers down			*9080 *7560	*9080 *7560	10830 *14000	7940 *14000	7890 *11050	5890 *11050	6100 *9130	4580 *9130	4890 *7760	3670 7730	4020 *6670	3000 6360	3370 *5700	2490 5350						3070 *4810	2260 *4810	14.33 14.34
1.5 m	Stabilizers up Stabilizers down			*4950 *4810	*4950 *4810	10180 *13990	7340 *13990	7500 *11070	5520 *11070	5850 *9100	4340 *9100	4730 *7650	3510 7560	3920 *6500	2900 6250	3310 *5440	2430 5290						3040 *4790	2230 *4790	14.31 14.29
0.0 m	Stabilizers up Stabilizers down			*4850 *4950	*4850 *4950	9780 *10770	6980 *10770	7220 *10650	5250 *10650	5660 *8780	4150 *8780	4600 *7340	3390 *7340	3840 *6150	2820 *6150	3260 *4980	2390 *4980						3070 *4440	2270 *4440	14.12 14.07
-1.5 m	Stabilizers up Stabilizers down			*5580 *5740	*5580 *5740	9600 *10130	6810 *10130	7050 *9760	5100 *9760	5530 *8110	4030 *8110	4510 *6760	3300 *6760	3780 *5550	2770 *5550	3250 *4220	2370 *4220						3170 *4010	2320 *4010	13.76 13.68
-3.0 m	Stabilizers up Stabilizers down					9570 *9820	6780 *9820	6990 *8400	5040 *8400	5480 *7060	3980 *7060	4480 *5830	3270 *5830	3770 *4600	2760 *4600										

**Boom:** 8850 mm – **Stick:** 7420 mm – **Maximum Reach / Height / Depth:** 15 670 / 17 570 / 5790 mm

Height	Undercarriage configuration	3.0 m		4.5 m		6.0 m		7.5 m		9.0 m		10.5 m		12.0 m		13.5 m		15.0 m		Reach		m			
		Up	Down	Up	Down	Up	Down	Up	Down	Up	Down	Up	Down	Up	Down	Up	Down	Up	Down	Up	Down				
16.5 m	Stabilizers up Stabilizers down					*6170 *6440	*6170 *6440															*5230 *5020	*5230 *5020	6.86 7.37	
15.0 m	Stabilizers up Stabilizers down							*6260 *6440	*6260 *6440	*4850 *5170	*4850 *5170												*4370 *4280	*4370 *4280	9.36 9.70
13.5 m	Stabilizers up Stabilizers down							*7040 *7140	*7040 *7140	*6180 *6330	5750 *6330	*4800 *5060	4360 *5060										*3950 *3900	3890 *3900	11.11 11.36
12.0 m	Stabilizers up Stabilizers down							*7530 *7600	*7530 *7600	*6940 *7050	5830 *7050	5720 *6150	4450 *6150	*4400 *4650	3440 *4650								*3710 *3680	3190 *3680	12.43 12.63
10.5 m	Stabilizers up Stabilizers down							*7920 *7940	7830 *7940	*7250 *7260	5810 *7260	5730 *6680	4460 *6680	4530 *5770	3480 *5770			*3760 *3760					*3570 *3550	2740 *3550	13.46 13.61
9.0 m	Stabilizers up Stabilizers down							*8120 *8180	7710 *8180	7320 *7410	5720 *7410	5670 *6760	4400 *6200	4500 *4980	3460 *4980	3630 *4980	2740 *4980						3260 *3480	2430 *3480	14.25 14.37
7.5 m	Stabilizers up Stabilizers down					*9030 *9030		*8520 *8610	7470 *8610	7150 *7670	5560 *7670	4290 *6920	4430 *6920	3380 *6280	3590 *6280	2700 *5710	2100 5610						2990 *3460	2210 *3460	14.85 14.94
6.0 m	Stabilizers up Stabilizers down					*10340 *10780	10100 *10780	*9090 *9200	7110 *9200	6900 *8030	5320 *8030	5380 *7120	4130 *7120	4320 *6380	3280 *6380	3530 *5730	2640 5530	2910 *4250	2140 *4250				2810 *3490	2050 *3490	15.28 15.33
4.5 m	Stabilizers up Stabilizers down			*13670 *15510	*13670 *15510	*11800 *12010	9350 *12010	8730 *9880	6660 *9880	6590 *8410	5030 *8410	5180 *7330	3930 *7330	4190 *6480	3150 *6480	3440 *5750	2560 5440	2870 *4900	2090 4600				2680 *3550	1950 *3550	15.55 15.58
3.0 m	Stabilizers up Stabilizers down			*17420 *17740	12860 *17740	11440 *13120	8480 *13120	8200 *10470	6160 *10470	6260 *8740	4710 *8740	4960 *7500	3720 *7500	4040 *6530	3010 6380	3350 *5720	2470 5340	2810 *4930	2040 4540				2610 *3660	1880 *3660	15.67 15.67
1.5 m	Stabilizers up Stabilizers down			*10150 *8790	*10150 *8790	10560 *13750	7680 *13750	7680 *10830	5680 *10830	5930 *8920	4400 *8920	4750 *7560	3520 *6500	3900 6230	2870 *5610	3250 2380	2760 5470	1990 4480	1990 *4730				2580 *3810	1850 *3810	15.64 15.62
0.0 m	Stabilizers up Stabilizers down	*2690 *2790	*2690 *2790	*6270 *6090	*6270 *6090	9900 *13690	7070 *13690	7270 *10810	5290 *10810	5660 *8870	4140 *8870	4560 *7450	3340 7390	3770 *6340	2750 6100	3170 *5370	2300 5160	2710 *4380	1940 *4380				2590 *4020	1850 *4020	15.47 15.43
-1.5 m	Stabilizers up Stabilizers down	*3390 *3520	*3390 *3520	*5860 *5890	*5860 *5890	9500 *11360	6700 *11360	6980 *10360	5010 *10360	5450 *8520	3950 *8520	4420 *7120	3200 *5990	3670 *5990	2660 *4960	3110 *4960	2240 *3790	2690 *3790	1920 *3790				2650 *3710	1900 *3710	15.15 15.08
-3.0 m	Stabilizers up Stabilizers down			*6190 *6280	*6190 *6280	9300 *10480	6530 *10480	6810 *9450	4860 *9450	5320 *7830	3820 *7830	4320 *6520	3110 *6520	3610 *5390	2600 *5390	3080 *4280	2210 *4280						2770 *3320	1990 *3320	14.66 14.56
-4.5 m	Stabilizers up Stabilizers down					9260 *9640	6490 *9640	6750 *8080	4800 *8080	5260 *6750	3770 *6750	4290 *5580	3080 *5580	3600 *4470	2580 *4470										

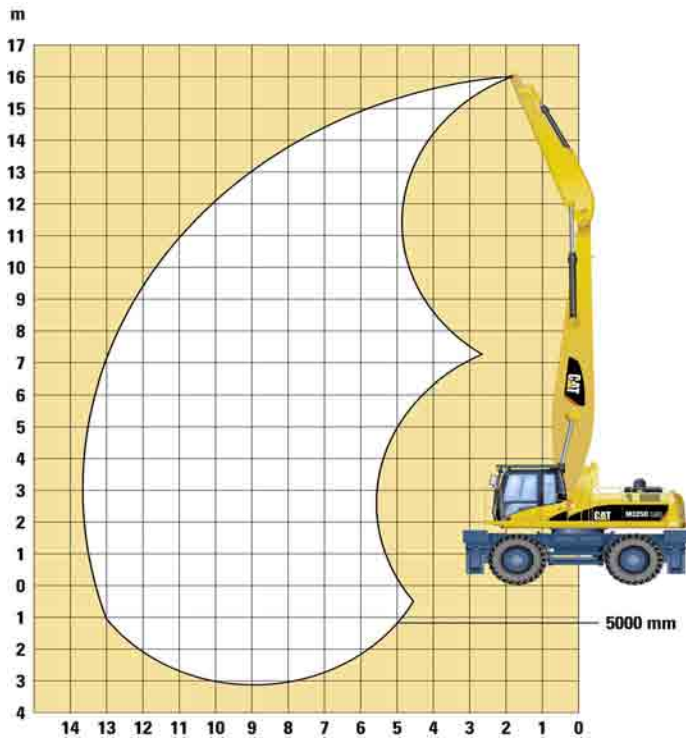
Load Point Height  
 Load Radius Over Front  
 Load Radius Over Rear  
 Load Radius Over Side  
 Reach at Maximum Reach

\* Limited by hydraulic rather than tipping load.

The above loads are in compliance with hydraulic excavator lift capacity ratings standard ISO 10567, they do not exceed 87% of hydraulic lifting capacity or 75% of tipping capacity. Weight of all tools and lifting accessories must be deducted from the above lifting capacities.

# Working Ranges

M325D LMH with 5000 mm stick.




	mm
Boom length	8850
Stick length	<b>5000</b>
Maximum horizontal reach	13 670
Maximum height	16 190
Maximum depth	3110

## M325D LMH – Lift Capacities

Heavy lift mode. All weights are in kg.

**Boom:** 8850 mm – **Stick:** 5000 mm – **Maximum Reach / Height / Depth:** 13 670 / 16 190 / 3110 mm

m	Undercarriage configuration	3.0 m		4.5 m		6.0 m		7.5 m		9.0 m		10.5 m		12.0 m		13.5 m		15.0 m		 m			
		Stabilizers up	Stabilizers down	Stabilizers up	Stabilizers down	Stabilizers up	Stabilizers down	Stabilizers up	Stabilizers down	Stabilizers up	Stabilizers down	Stabilizers up	Stabilizers down	Stabilizers up	Stabilizers down	Stabilizers up	Stabilizers down	Stabilizers up	Stabilizers down	Stabilizers up	Stabilizers down		
15.0 m	Stabilizers up			*10580	*10580															*8950	*8950	5.35	
	Stabilizers down			*10940	*10940															*8430	*8430	5.93	
13.5 m	Stabilizers up			*11670	*11670	*10480	9840	*8400	6760											*7010	5940	8.04	
	Stabilizers down			*11750	*11750	*10690	*10690	*8900	*8900											*6820	*6820	8.39	
12.0 m	Stabilizers up					*10690	10030	9100	6980	6660	5080										5680	4290	9.80
	Stabilizers down					*10670	*10670	*9240	*9240	*8220	*8220										*6110	*6110	10.05
10.5 m	Stabilizers up					*10700	10010	9110	6990	6730	5140	5130	3870								4620	3460	11.07
	Stabilizers down					*10730	*10730	*9230	*9230	*8150	*8150	*7300	*7300								*5710	*5710	11.26
9.0 m	Stabilizers up			*12530	*12530	*11040	9800	8980	6870	6670	5080	5140	3880	4010	2970						3990	2950	12.03
	Stabilizers down			*12690	*12690	*11130	*11130	*9450	*9450	*8240	*8240	*7300	*7300	*6290	*6290						*5500	*5500	12.17
7.5 m	Stabilizers up	*11300	*11300	*14280	*14280	*11690	9390	8710	6620	6520	4940	5070	3810	4020	2980						3590	2630	12.73
	Stabilizers down	*11600	*11600	*14980	*14980	*11840	*11840	*9830	*9830	*8430	*8430	*7360	*7360	*6470	6410						*5400	*5400	12.83
6.0 m	Stabilizers up			*16570	13570	11790	8780	8350	6270	6300	4730	4940	3690	3960	2920						3330	2410	13.23
	Stabilizers down			*16920	*16920	*12730	*12730	*10280	*10280	*8650	*8650	*7450	*7450	*6460	6340						*5390	5360	13.30
4.5 m	Stabilizers up					10990	8040	7910	5870	6050	4490	4790	3540	3880	2840	3180	2290				3160	2280	13.54
	Stabilizers down					*13510	*13510	*10670	*10670	*8830	*8830	*7490	*7490	*6410	6250	*5300	5200				*5220	5150	13.58
3.0 m	Stabilizers up					10240	7350	7500	5480	5790	4250	4630	3390	3790	2750	3150	2260				3080	2210	13.68
	Stabilizers down					*13640	*13640	*10810	*10810	*8850	*8850	*7430	*7430	*6260	6150	*5060	*5060				*4850	*4850	13.69
1.5 m	Stabilizers up					*8540	6890	7170	5170	5580	4050	4490	3260	3710	2670	3110	2230				3060	2190	13.65
	Stabilizers down					*8190	*8190	*10530	*10530	*8630	*8630	*7180	*7180	*5960	*5960	*4610	*4610				*4440	*4440	13.63
0.0 m	Stabilizers up					*7750	6660	6950	4970	5430	3910	4390	3160	3650	2620						3120	2230	13.45
	Stabilizers down					*7820	*7820	*9780	*9780	*8090	*8090	*6700	*6700	*5430	*5430						*3950	*3950	13.40
-1.5 m	Stabilizers up					*8580	6610	6860	4880	5350	3830	4340	3110	3630	2600								
	Stabilizers down					*8800	*8800	*8560	*8560	*7180	*7180	*5890	*5890	*4580	*4580								
-3.0 m	Stabilizers up							6860	4880	5340	3820	4340	3110										
	Stabilizers down									*5850	*5850												



# Standard Equipment

Standard equipment may vary. Consult your Caterpillar dealer for specifics.

## Electrical

- 24 V electric starting
- 65 A alternator
- Warning horn
- Working lights (5)
  - boom (1), stick (1), cab frame (1), genset box (1)

## Operator Environment

- 12 V/7 A power supply for radio and multipurpose socket
- Adjustable pilot operated joystick type (wrist lever) controls
  - each with 3 on/off buttons and 1 sliding switch
- Alternate exit: hammer to break rear window glass
- Ashtray with lighter
- Automatic climate control with bi-level air conditioner,
  - heater and defroster
- Beverage holder
- Bolt-on FOGS capability
- EU Sound criteria package
- Floormat
- Interior lighting and coat hook
- Instrumental panel and gauges
- Heavy Lift mode selection
- Monitor
  - Full graphic and full color display with language capability
  - Warning information, filter and fluid change information
  - Working hour information
  - Machine condition, error code and tool mode setting information
  - Start up level check for hydraulic oil, engine oil and engine coolant
- Neutral lever lockout for all controls
- Parking brake
- Polycarbonate skylight
- Positive filtered ventilation (pressurized cab)
- Radio mounting (DIN), with antenna and mounting for two stereo speakers
- Rear window, emergency exit
- Sliding door window
- Storage compartment suitable for lunch box
- Sun shade for skylight and front windshield
- Tilttable steering column
- Travel control pedals
- Windshield wiper (parallel type) and washers
- Wiring provision for electrical seat heating and rotating beacon

## Engine

- Automatic engine speed control with one-touch low idle switch
- Caterpillar C7 diesel engine (140 kW)
  - Stage IIIA emission
  - Altitude capability to 2300 m
- Caterpillar extended life coolant
- Fuel economy mode
- Fuel filter
- High ambient cooling system
- Muffler

- Secondary engine shut-off switch
- Side-by-side cooling system with
  - separately mounted AC condenser
- Water separator in fuel line

## Undercarriage

- Creeper speed
- Exclusive 3 position transmission braking controls
- Four wheel hydrostatic drive with on-the-go shifting
- Four independent or simultaneously controlled hydraulic stabilizers with single axis float pad
- Fully hydraulic braking system
- Hydraulic maximum speed limiter
- Internal oil disk brakes
- Lockable oscillating axle
- Tires
  - Four Dual 12.00-20 solid rubber tires on M325D MH
  - Four 16.00-25 single solid rubber tires on M325D LMH
- Toolbox, left hand
- Two speed hydrostatic transmission
- Two wheel steer
- Wide steps on both sides

## Other Standard Equipment

- Automatic swing parking brake
- Boom and stick regeneration circuit
- Capability to add auxiliary valve and attachment hydraulic pump and controls.
- Cat Data Link
- Cat 2600 mm hydraulically adjustable cab riser
- Counterweight Material Handling
- Counterweight with lifting eyes
- Cross-roller type swing bearing
- Doors and cab lock with Caterpillar one key security system
- Fine swing control
- Fire wall between pump compartment and engine
- Heavy duty upper structure with bottom guards
- Mirrors (frame right, cab left)
- Overheating protection system
- Separate hydraulic filter with re-useable metal tube for the filter element (no drop oil filter)
- S•O•S<sup>SM</sup> quick sampling valves for engine oil, hydraulic oil and coolant
- Sound suppression, meets EU sound level regulation 2000/14/EC
- Travel alarm
- Wiring provisions for Cat Product Link

## Hydraulic System

- High pressure grapples open-close hydraulic circuit
- High pressure lines with CVC Quick Disconnects (male)
- Hydraulic and electric circuits for:
  - boom lowering check valves
  - stick lowering check valves
  - SmartBoom
- Medium pressure functions
  - (hydraulic cab riser and grapple rotate)
- Medium pressure lines with CVC Quick Disconnects (male)

# Optional Equipment

Optional equipment may vary. Consult your Caterpillar dealer for specifics.

## Operator Compartment

Converter 12 V/7 A

Cover for storage compartment, suitable for a lunch box

Machine Security System with programmable keys

Radio

AM/FM radio mounted in right hand side console  
with antenna and speakers

Radio ready mounting rear location including  
24 V to 12 V converter

Seat

Adjustable high-back seat with air suspension

Adjustable high-back seat with mechanical suspension

Headrest

Visor Rain protector

Windshield

1-piece standard heavy duty

50/50 split, sliding

70/30 split, sliding

## Front Parts

M325D MH – 30 metric tons:

Boom, Material Handling 8850 mm

Stick, drop nose, Material Handling 6000 mm

Stick, drop nose, Material Handling 7420 mm

M325D LMH – 36 metric tons:

Boom, Material Handling, 8850 mm

Stick, straight, Material Handling, 5000 mm with additional  
pedal to control grapple open/close

Optional bucket linkage for straight stick, 5000 mm

Stick, drop nose, Material Handling, 6000 mm

Stick, drop nose, Material Handling, 7420 mm

## Undercarriage

Additional toolbox

On M325D MH

dual pneumatic tires 11.00-20

On M325D LMH

single pneumatic tires 23.5 R 25

## Miscellaneous Options

Antifreeze, -50°C

Beacon, rotating

Bio hydraulic oil package

Falling Object Guard, FOGS, bolt-on,  
with working lights

Lights, working, 2 front and 1 rear

Starting aid cold weather

Generator control circuit

Generator, 20 kW

# M325D MH and M325D LMH Wheeled Material Handlers

For more complete information on Cat products, dealer services, and industry solutions, visit us on the web at [www.cat.com](http://www.cat.com)

Materials and specifications are subject to change without notice. Featured machines in photos may include additional equipment. See your Caterpillar dealer for available options.

© 2007 Caterpillar -- All rights reserved

CAT, CATERPILLAR, their respective logos, "Caterpillar Yellow" and the POWER EDGE trade dress as well as corporate and product identity used herein, are trademarks of Caterpillar and may not be used without permission.

HEHH3414-1 (04/2007) hr

**CATERPILLAR**<sup>®</sup>