

M313C

Wheel Excavator



Cat® 3054E DIT ATAAC diesel engine

Net power (ISO 9249) at 2000 rpm

88 kW/120 hp

Operating Weight

13 100 to 14 750 kg

Bucket Capacities

0.22 to 0.72 m³

Maximum Reach at Ground Level

9030 mm

Maximum Digging Depth

5750 mm

Maximum Travel Speed

34 km/h

M313C Wheel Excavator

The C Series incorporates innovations for improved performance and versatility.

Engine

The new Cat 3054E DIT ATAAC electronically controlled engine provides increased horsepower to serve the advanced hydraulic system. Performance, reliability, durability, excellent fuel economy, and low sound levels help maximize working efficiency. The innovative cooling system is easy to clean and features increased cooling capacity through a temperature sensing on-demand fan. **pg. 4**

Hydraulics

The hydraulic system, featuring a separate swing pump and load-sensing system, provides maximum power and exceptional controllability leading to high performance in all applications. The technologically advanced tool control option adds work tool flexibility to the hydraulic system. Proportional medium pressure function allows improved control of attachments and work tools. The new adjustable hydraulic sensitivity allows adjustment of attachments in order to find the best setup for any application. This ensures both improved productivity and greater operator comfort. **pg. 5**

A Step Ahead in Environmental Considerations

Helping to protect our environment, the engine has low operator and spectator sound levels. In addition the hydraulic system can be operated with biodegradable oil. Longer filter change intervals and more fuel efficiency also help reduce impact on our environment. **pg. 6**

Ease of Operation and Enhanced Productivity

The new Joystick Steering allows the operator both to work with implements and maneuver the machine without using the steering wheel. This provides significant improvement in operator comfort and productivity. **pg. 7**



Increased lifting capacity, improved cycle times and ease of operation lead to increased productivity and cost effective solutions.



Operator Comfort

The new operator station design maximizes operator comfort and visibility. A new comfort seat with air suspension (optional), ergonomic joysticks, a new soft switch panel and the WEX Multipro monitor are some of the features that help allow the operator to work free of fatigue and so remain attentive to the job in hand. The operator station also offers more space to the side and the front and features automatic climate control.
pg. 8

Undercarriage and Drive Train

Pin-On design of outriggers and dozer blade allows for interchangeability and helps increase flexibility to match the application requirements. Heavy-duty cylinder protection and box section design help provide excellent life. Updated drive line, new axles, travel motor and transmission control provide smooth travel. Improved hydraulic braking forces and advanced gear shifting give better controllability.
pg. 10

Booms and Sticks

The box section design of all front-end structures, together with the optimum balance of durability and weight provide the strength needed for even the toughest application. Multiple boom and stick options allow you to pick the best match for your job.
pg. 11

Buckets and Teeth

A wide variety of bucket types are available for the M300 C-Series. These aggressive bucket designs are matched to fit the high C-Series digging forces to improve productivity.
pg. 12

Work Tools

Buckets, grapples, hammers, and quick couplers provide a total solution package to the end-user. Built for performance and durability these tools deliver high productivity, long service life and excellent value.
pg. 13

Maintenance and Reliability

All daily maintenance points, such as oil level and greasing ports, are accessible from ground level. A centralized greasing system allows the operator to grease the front linkage and swing bearing without climbing onto the machine. The oscillation axle is equipped and the dozer blade can be ordered for remote greasing. This is both convenient and reduces service.
pg. 14

Complete Customer Service

Your Cat dealer offers a wide range of services that can be set up under a customer support agreement when you purchase your equipment. The dealer will help you choose a plan that can cover everything from machine and attachment selection to replacement.
pg. 17



Cat 3054E DIT ATAAC Engine

The four-cylinder, turbocharged, air-to-air aftercooled and electronically controlled engine is built for power, reliability, low maintenance, excellent fuel economy and low emissions.



Powerful Performance. The 3054E DIT ATAAC engine delivers a net power of 88 kW (120 hp) at the rated speed of 2000 rpm, and meets all current worldwide emission standards.

Turbocharged and Air-to-Air Aftercooled. The turbocharger packs more dense air into the cylinders for more complete combustion and lower emission improving performance and engine efficiency. These benefits are especially useful at high altitudes. The air-to-air aftercooler reduces smoke and emissions by providing a cooler inlet air for more efficient combustion. This also extends the life of the piston rings and engine bore.

Cooling System. Features an electronically controlled variable speed on-demand fan. A hydraulic motor drives the fan and its speed is determined by engine coolant and hydraulic oil. Cooler operating conditions allow lower average fan speeds resulting in reduced fuel consumption and lower noise levels. The electronic engine control continuously compensates for this varying fan load, providing consistent net horsepower, regardless of operating conditions. The fan and air conditioner condenser are both hinged for easier cleaning of the cores.

Engine Oil. Caterpillar engine oil is formulated to optimize engine life and performance and is strongly recommended for use in Cat diesel engines. The engine oil change interval is increased to 500 hours.

Low Sound, Low Vibration. The 3054E design improves operator comfort by reducing sound and vibration.

- Operator sound level, L_{PA} , 71 dB(A)
- Spectator sound level, L_{WA} 101 dB(A)

Factory Remanufactured Parts. A large choice of factory remanufactured parts and dealer proposed repair options increase machine availability and reduce total repair costs.

Fuel Injection Pump. The new injection pump is electronically controlled and helps to reduce fuel consumption.

Service. The engine is longitudinally mounted on the right side to make it easier to access the oil filter, oil filler, oil drain valve, fuel filter, V-belt tightener, and the oil dipstick. All are accessible from ground level.

Hydraulics

Fast cycle times, increased lift capacity and high bucket and stick forces combine to maximize your productivity in any job.

Automatic Engine Control. Automatic Engine Control (AEC) reduces engine rpm if no operation is performed, maximizing fuel efficiency and reducing sound levels.

Dedicated Swing Pump. A separate dedicated variable displacement piston pump and fixed displacement piston motor power the swing mechanism. This closed hydraulic circuit helps to provide maximum swing performance without reducing power to the main hydraulic functions.

Caterpillar's XT-6 ES Hoses. To meet the critical flexibility and strength demands of wheel excavator applications, XT-6 ES hoses are installed in the high pressure hydraulic system. XT-6 ES hoses are made of four overlapping insulated wire spiral wraps bonded together for high abrasion resistance, excellent flexibility and easy installation. Hose routings are designed to protect from damage in this way reducing hose failure downtime. O-ring face seal couplings provide positive sealing for reliable and leak-free connections.

Auxiliary Hydraulic Valves. The versatility of the hydraulic system can be expanded with multiple valve options.

Multifunction Valve. The multifunction valve is the core of the innovative Tool Control system. This valve can be electronically programmed for flow direction (one or two ways), pressure and flow rate. The valve also features priority flow to maximize control of the work tool. This on-board electro-hydraulic functionality eliminates the need for manual readjustments to the auxiliary hydraulics each time a different tool is used.

Hammer. The dedicated hammer valve is the best option for machines which will only require a hammer tool and do not need the flexibility provided by the multifunction valve.



Hydraulic Cylinder Snubbers.

The hydraulic cylinder snubbers at the rod end of boom cylinders, both ends of stick cylinders and bucket cylinder rod end cushion shocks, reduce sound and increase cylinder life, keeping the machine working longer.

Caterpillar® Hydraulic Oil.

Maximum protection against mechanical and corrosive wear in all hydraulic systems. Its high zinc content reduces wear and extends pump life. Provided certain requirements are met (e.g. S•O•S analysis every 500 hours), the hydraulic oil change interval is extended from 2000 hours to 4000 hours.

Controllability. The hydraulic system offers precise control of the M313C, reducing operator fatigue and improving effectiveness.

Stick Regeneration Circuit. Stick regeneration circuits increase efficiency and help increase controllability for higher productivity and lower operating costs.



Adjustable Hydraulic Sensitivity.

It allows the operator to adjust the aggressiveness of the machine according to needs. For precision work, one of four different levels of aggressiveness can be pre-selected on the soft-switch panel. Increased sensitivity can then be quickly activated and deactivated during the work cycle by using the joysticks.

Proportional Medium Pressure.

The unique Cat proportional sliding switches provide modulation to the medium pressure circuit and better control for attachments and work tools. They are ideal for tilting buckets and rotating tools. They enable the operator to select exactly how much movement is required and subsequently vary this throughout the operation.

Environmentally Responsible Design

Caterpillar machines not only help you build a better world, they help maintain and preserve the fragile environment.



More Performance. The M313C is designed for outstanding performance with high fuel efficiency. This means more work done in a day, less fuel consumed and minimal impact on our environment.

Low Exhaust Emissions. The Cat 3054E used in the M313C is a low emission engine designed to meet EU Stage II Off-Highway and US EPA Tier II emission regulations.

Quiet Operation. The noise level inside the cab and as well the outside spectator sound are extremely low.

Ozone Protection. To help protect the earth's ozone layer, the M313C's air conditioning unit uses only R-134a refrigerant which does not contain harmful chlorofluorocarbons (CFC's).

Biodegradable Hydraulic Oil.

Available as an option, Caterpillar Biodegradable Hydraulic Oil (HEES™) is formulated from a fully saturated Hydraulic Environmental with Ester Synthetic base stock and selected additives. It has excellent high-pressure and high-temperature characteristics and is fully compatible with our hydraulic components and allows operation over a broad temperature range. Cat's HEES is fully decomposed by soil or water microorganisms, providing a more environmentally-sound alternative to mineral-based oils. This is available as an attachment.

Fewer Leaks and Spills. Lubricant fillers and drains are designed to minimize spills. Cat O-Ring Face Seals, XT Hose and hydraulic cylinders are all designed to help prevent fluid leaks that can reduce the machine performance and cause harm to the environment.

Longer Service Intervals. 500-hour engine service intervals and Cat Extended Life Coolant/Antifreeze mean that fluid renewal and disposal are less frequent.

Ease of Operation and Enhanced Productivity

Designed for simple, easy operation, the M313C allows the operator to focus on production.



WEX Multipro. New, compact Multipro enhances viewing while displaying a variety of easy-to-read and understandable information in various languages.

Pre-start WEX Multipro System.

The Pre-start Multipro system alerts the operator of low coolant or hydraulic oil levels, before starting the engine. When the engine key remains in the “ON” position for more than 2 seconds, a warning indicator and message are displayed if actual fluid levels are lower than required.

Filter and Oil Change Warnings.

The filter and oil change warnings are displayed when the number of hours used reaches the maintenance interval.

Languages. 23 different languages are available on the M313C.



Power Modes. There are three power mode settings. The operator can choose the best power setting for both engine and hydraulic power versus fuel efficiency.

Economy Mode. The economy mode is often used for lifting, pipe setting, grading, slope finishing and precise work. This mode helps ensure minimum fuel consumption.

Power Mode. This mode is used for normal truck loading and digging applications, trenching or hammer use.

Travel Mode. The travel mode is automatically set when the travel pedal is actuated. It provides maximum speed and drawbar pull.

Integrated Tool Control System.

The integrated Tool Control system allows the operator to quickly select a tool out of five pre-set combinations, eliminating the need to reset these hydraulic parameters each time a tool is changed. Specific flow and pressure can be programmed easily as well as one-way/two-way hydraulic functions. Each of the five programmed tools can even be given a specific name.

Joystick Steering. It allows the operator to reposition the machine in the first gear and work simultaneously with the implements, keeping both hands on the joysticks. The operator is able to do more precise work in a shorter amount of time. This provides increased safety for all people working around the machine by removing the need for the operator to move their hands back to the steering wheel for maneuvering.

All-day operator comfort

The M313C interior layout maximizes operator space, provides exceptional comfort and reduces operator fatigue.





Interior Operator Station. The M313C operator work station is quiet, controls have been placed conveniently for easy adjustment and ease of operation. The seat design is ergonomic and ventilation is highly effective.

Seat. The wheel excavator seat with two-tone color design offers adjustable back rest, lumbar support, cushion length and cushion angle. Independently adjustable armrests and pilot controls allow tailored ergonomics to suit operator preference. Optional Comfort seat provides air suspension, seat heating, horizontal suspension and automatic adjustment for the operator's weight to help maximize comfort.



Consoles. Designed for simplicity and functionality, the left side console is tiltable for excellent access to the cab. Dozer blade and/or outrigger controls as well as the radio-off switch are located on the left console.



Automatic Climate Control. Fully automatic climate control adjusts temperature and air flow.

Greater Control Convenience. Each control is placed within easy reach of the operator. Joysticks control all attachments and swing functions and can also be used to steer the machine and to activate the adjustable hydraulic sensitivity. By means of the soft switch panel, which is placed to be easily reached, the operator controls the oscillating axle, power modes, parking brake, automatic engine speed control and other hydraulic functions.



Cab Mounts. The cab shell is attached to the frame with resilient mounts, reducing vibration and sound.



Foot Pedals. Two-way pedals for the travel and auxiliary circuits give more floor space and reduce the need to change positions. The foot pedal for the auxiliary high-pressure circuit can now be locked in the off position to be used as a footrest for greater operator comfort.



Skylight. A unique large polycarbonate skylight provides excellent upward visibility.

Viewing Area. There is excellent viewing area through wide windows. The lower of the two-piece window can be opened separately for better air ventilation or be slid into the upper window to completely open the front bay. An optional one-piece window is available.


Wipers. Designed to maximize visibility in poor weather conditions. The parallel wiper system covers almost the complete front window without leaving unwiped areas in the immediate line of sight of the operator.

Large Storage Compartment. Located behind the seat, provides sufficient room. An optional cover is available to close off the storage space if preferred.

Easy Access. Conveniently located grab irons and large steps mounted to the undercarriage, together with the tiltable steering column and the tiltable left side console, provide easy access to the cab.

Undercarriage and Drive Line

Undercarriage and axle design provides maximum strength, flexibility and mobility on wheels.



Strong Undercarriage. The welded frame provides excellent rigidity and long life. Efficient hydraulic lines routing, transmission protection and heavy-duty axles make the undercarriage perfect for wheel excavator applications. Both outriggers and dozer blade are pin-on for maximum flexibility.

New Drive Line Concept. The new travel motor and transmission control in the drive line provide more comfortable travel due to increased smoothness, improved hydraulic braking and improved gear shifting.

Travel Motor. The advanced travel motor gives higher hydraulic braking forces particularly in downhill roading by continuously using the optimal displacement of the travel motor for braking. Braking characteristics can be adjusted to the operator's preferred level of aggressiveness in three steps.

Transmission Control. The intelligent implementation of the engine torque curves in an optimized gear shifting process reduces uphill travel time, particularly in hilly areas.

Heavy Duty Axles. The front axle offers great oscillating and steering angles. The transmission is mounted directly on the rear axle for protection and optimum ground clearance.

Advanced Disc Brake System. The new disc brake system acts directly on the hub instead of the drive shaft to avoid planetary gear backlash. This technical solution eliminates the rocking effect associated with working free on wheels. The new axle is designed for low maintenance and lifetime costs. Oil change intervals are increased from 1000 up to 2000 working hours in order to further reduce owner and operator costs.

Outriggers. Recommended for maximum operating stability when digging and lifting, the outriggers can be individually controlled to level the machine on slopes. Featuring pin-on design, heavy-duty cylinder guards, and optimized kinematics, the outriggers can be mounted on the front, rear or on both ends of the machine.

Dozer Blade. A useful addition for leveling and clean-up work, it can also be used to stabilize the machine during digging applications. The large dozer floor and the parallel design provide minimal ground pressure reducing impact to the work surface. Featuring a pin-on design, heavy-duty cylinder guards, and optimized kinematics, the dozer blade can be mounted either on the front or the rear end.

Tool Box. A large sealed and lockable toolbox is mounted on the undercarriage between the steps on the machine's left side. A second optional toolbox is available for the right side.

Booms and Sticks

Improved strength and kinematics help to bring higher production and efficiency to all jobs.

Booms and Sticks. Built for performance and long service life, Caterpillar booms and sticks are large, welded, box-section structures with thick, multi-plate fabrications in high-stress areas.

Flexibility. The choice of three booms and four different sticks means that the M313C offers the right combination of reach and digging forces for all applications.

Hydraulically Adjustable Boom (VA).

The VA boom (5020 mm) offers improved visibility and machine roading balance. When working in tight quarters or lifting heavy loads, the VA boom offers the best flexibility.

One-piece Boom. The one-piece boom (4815 mm) fits best for all standard applications such as truck loading and digging. A unique straight section in the curve of the side plate reduces stress flow and helps increase boom life.

Offset Boom. The offset boom (5020 mm) adds a major advantage and a high level of versatility to the machine, as the large offset dimensions (left/right 2460/2760 mm) allow you to dig along walls, over obstacles, to grade while driving, and to dig under laid tubes without damaging them. The combination with a tiltable ditch cleaning bucket lets you operate a highly versatile system.

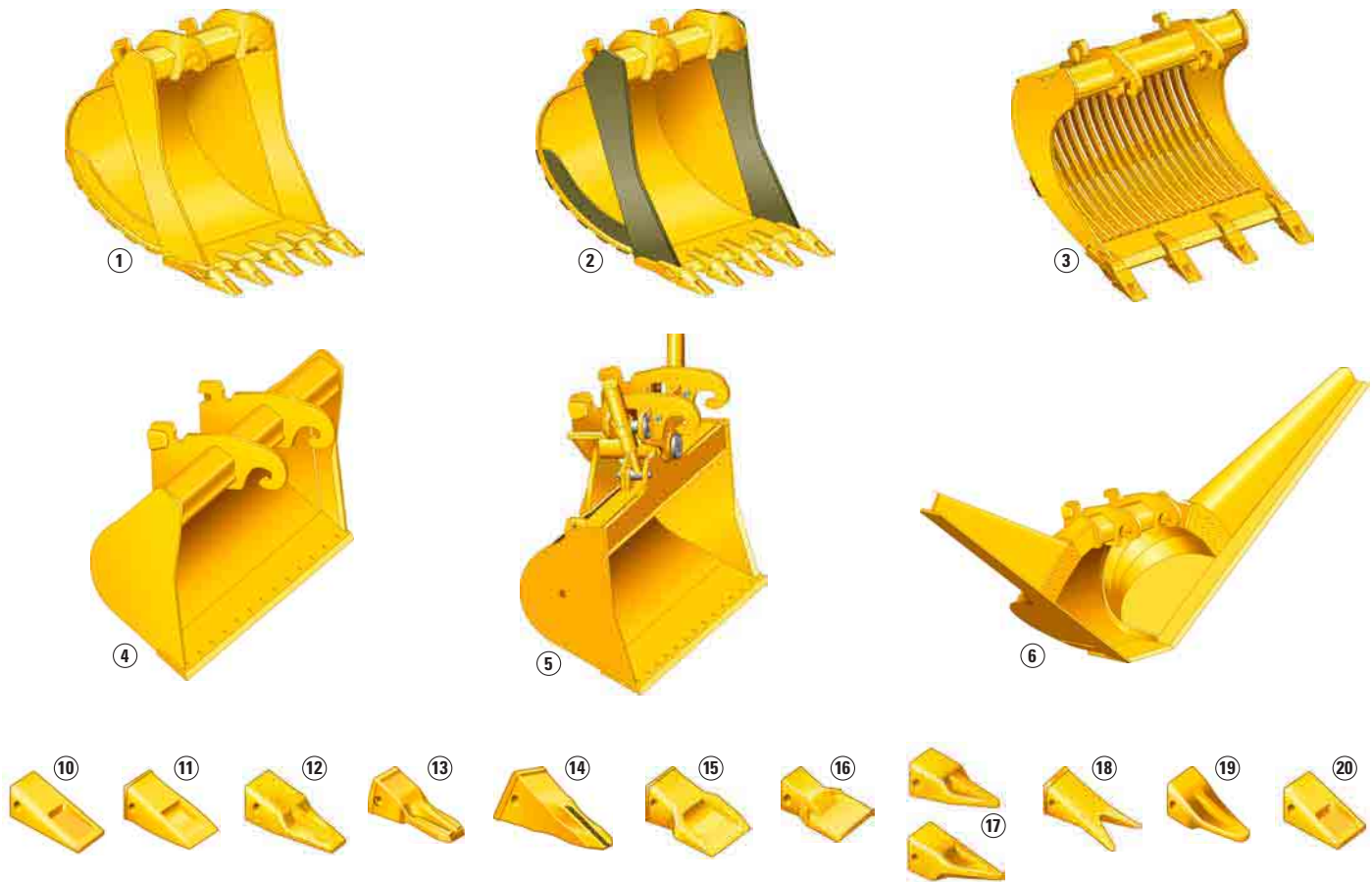
Sticks. Four different stick lengths are offered to match different applications.

- **Short stick** (2000 mm) for maximum breakout force and lifting capability
- **Medium stick** (2300 mm) as standard for most applications
- **Long stick** (2600 mm) to match reach and depth requirements
- **Industrial stick** (2900 mm) for use with free swinging grapples in material handling and industrial applications



Buckets and Teeth

A wide variety of buckets help optimize machine performance. Purpose designed and built to Caterpillar's high durability standards.



1 Excavation Bucket. Digs and loads soft to medium materials such as clay and earth. Features weld on tip adapters, hardened cutting edge and side bars.

2 Extreme Excavation Bucket. Digs and loads compact/abrasive materials like earth/rock, sand/clay, sand/gravel, coal, chalk and low abrasion ores. Features abrasion resistant steel for all wear parts.

3 Skeleton Bucket. For soft and moist soils and for applications where separation of materials, e.g., branches, peat moss, is required and for breaking up asphalt.

Heavy Duty Skeleton Bucket. As standard skeleton bucket, but for more demanding applications such as sorting rock from sand or gravel on demolition sites.

4 Ditch Cleaning Bucket. Wide, light bucket used mainly with long reach configurations to clean waterbeds and banks.

5 Tiltable Ditch Cleaning Bucket. Wide, light hydraulically tiltable bucket for ditch cleaning and slope finishing applications.

6 Trapezoidal Bucket. To prepare and maintain small irrigation ditches. Features angled sides to shape ditch banks in one operation. Optionally available with mechanically adjustable side angles.

Pin-on version and Quick Couplers. All Cat buckets are available in both quick coupler and pin-on version.

Tip selection

- 10** Long
- 11** Heavy Duty Long
- 12** Penetration
- 13** Penetration Plus
- 14** Penetration Long Life
- 15** Heavy Duty Abrasion
- 16** Wide
- 17** Sharp / Corner Sharp
- 18** Twin Sharp
- 19** Long Sharp
- 20** Short

Tool Control System, Quick Couplers and Work Tools

User-friendly, integrated electro-hydraulics make changing tools easy and quick and allow the operator to focus on efficient work.

Tool Control. Five hydraulic pump flow and pressure settings can be preset on the Multipro, eliminating the need to adjust the hydraulics each time a tool is changed. Selecting the proper setting from the Multipro's menu instantly provides the operator with the correct amount of flow and pressure for the tool. The unique Cat proportional sliding switches provide modulation to the tool and make precision work easy.

Quick Couplers. Caterpillar Quick Couplers enable the operator to simply release one work tool and pick up another. Your hydraulic excavator becomes highly versatile. To suit your business and application needs, Caterpillar offers two different types of Quick Couplers.

CW-Series Dedicated Quick Coupler. The dedicated CW-Series quick coupler enables a quick tool exchange while maintaining top machine performance. It is available in a hydraulic and spindle version.

- The hydraulic version is available in a standard and a narrow version and makes it very easy for the operator to switch tools without having to leave the cab.
- The spindle version is a user-friendly mechanical version that can later be easily converted into the hydraulic version if required. The spindle version is also available in the narrow and standard version.
- A lifting hook is added to the dedicated quick coupler for maximum lift capacity.



A quick coupler hydraulic circuit for this CW-Series coupler is available factory installed.

Pin Grabber Plus Quick Coupler. This hydraulically controlled Pin Grabber Plus quick coupler makes changing buckets and other popular work tools simple and fast. The Pin Grabber Plus coupler mounts to the end of the stick and allows buckets, clamshells and other work tools to be used with little or no modification.

- Each model fully adjusts to different pin spreads of various tools regardless of manufacturer – it is the only coupler that accommodates a wide range of work tool makes and models.
- Pin-on assembly makes coupler installation and removal fast and easy.
- Coupler retains the same bucket opening and closing angles.
- Buckets can be reversed for greater flexibility when working around and under obstructions.
- Integrated lift eye.

Pin Grabber Plus quick coupler hydraulic circuit for wheeled excavators is available as a retrofit kit dedicated to this coupler. Ask your Cat dealer for more specific information.



Multi-Processor. The Caterpillar Multi-Processors can be equipped with different jaw types depending on your need.

- CC-jaws combi cutter.
- CR-jaws concrete crusher.
- PS-jaws secondary pulverizer.
- S-jaws steel.

Multi-Grapple. The Multi-Grapple with unlimited left and right rotation is the ideal tool for stripping, sorting, handling and loading.

Orange Peel Grapple. Specifically designed for handling scrap and rock in recycling and transfer applications.

Clamshell. For some trenching applications or jobs being performed on inner city roads, a clamshell provides an ideal solution. The free-swinging tool makes it possible to dig small sized holes easily.

Hammer. With their wide variety of tools, Cat hammers provide the perfect match for maximum life, efficiency and productivity.

Maximum Uptime – Service and Maintenance

Extended service intervals and easy access reduce operating costs.



Extended Service Intervals. M313C service and maintenance intervals have been extended to reduce machine service time, increase machine availability and reduce operating costs. Using S•O•S hydraulic oil change intervals can be extended from 2000 hours to 4000 hours. Engine coolant change intervals are up to 12 000 hours with using Cat Extended Life Coolant/Anti-Freeze.

Easy, Wide Open Access. Gull-wing doors with pneumatically assisted lift cylinders lift up effortlessly for excellent access to the engine and to all service points. An additional toolbox located under the step leading to the upper platform offers clean, dry space for the operator.

Storage Box. The upperstructure access incorporates a sealed and lockable storage box for personal belongings of the operator.

Easy to Clean Coolers. Flat fins on all coolers reduce clogging and make it easier to remove debris.

Ground Level Service. The design and layout of the M313C was made with the service technician in mind. The fuel water separator, engine oil filter, battery, radiator fluid level, fuel filter, engine oil gauge, hydraulic oil level, air cleaner and pilot system filter are all easily accessible at ground level allowing critical maintenance to be done quickly and efficiently.

Front Compartment. The front service compartment provides ground level access to the batteries, ATAAC, AC condenser and the air filter.

Swing-Up AC Condenser. Without using tools, the AC condenser swings up vertically to allow cleaning on both sides as well as clear access to the ATAAC.

Fuel Tank Drain. Located at the bottom of the upper frame, the fuel tank drain with a hose connection allows simple, spill free fluid draining.

Air Filter. Caterpillar Radial Seal air filters do not require tools to service them, thus reducing maintenance time. The air filter features a double-element construction and built-in precleaner for superior cleaning efficiency. When the air cleaner plugs, a warning is displayed on the monitor screen inside the cab.

Capsule Filter. The hydraulic return filter, a capsule filter, is situated inside the hydraulic tank. This filter prevents contaminants from entering the system when hydraulic oil is changed and keeps the operation clean.

Engine Inspection. The engine can be accessed from both ground level and from the upper structure. The longitudinal layout ensures that all daily inspection items can be accessed from ground level. The engine and pump compartment are separated by a steel wall.

Water Separator. The water separator removes water from fuel even when under pressure and is located in the engine compartment.



Handrails and Steps. Well-sized handrails and steps assist the operator in climbing on and off of the machine.

Diagnostics and Monitoring.

The M313C is equipped with S•O•S sampling ports for the hydraulic system and engine oil. A connection for the Electronic Technician (ET) is conveniently located in the cab.

Anti-Skid “Punched-Star” Plate.

An anti-skid punched-star plate covers the top of the steps and the upper structure to prevent slipping during maintenance.

Electronic Technician (ET).

The electronic engine and machine controllers provide detailed diagnostic possibility for service technicians. The ability to store both active and intermittent indicators simplifies problem diagnosis and reduces total repair time, resulting in improved machine availability and lower operating cost. ET can be used to...

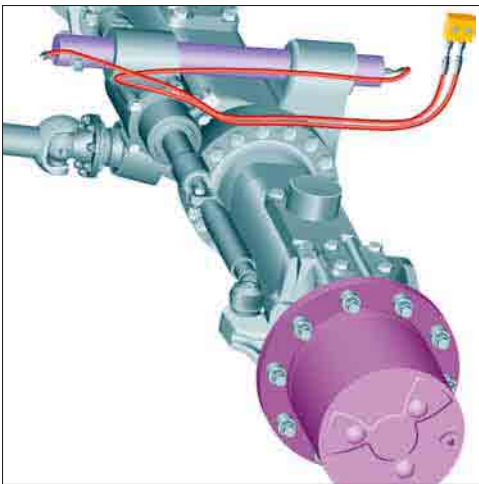
- access data stored in the engine and transmission controls via the Cat Data Link System
- display the status of parameters such as engine speed, gear engaged, control switch position, etc.
- view active and non-active diagnostic codes and clear them after repair
- perform diagnostic tests and calibrations of electro-hydraulic components
- view current configuration and change parameter settings
- flash new Caterpillar software into the Electronic Control Modules

A customer version of ET is also available for your fleet of Caterpillar equipment. Contact your Caterpillar dealer.

Scheduled Oil Sampling (S•O•S)

Analysis. Caterpillar has specially developed S•O•S to help ensure better performance, longer life and increased customer satisfaction. It is a thorough and reliable early warning system which detects traces of metals, dirt and other contaminants in your engine, axle and hydraulic oil. It can predict potential trouble early, thus avoiding costly failures. Your Caterpillar dealer can give you results and specific recommendations shortly after receiving your sample. Each S•O•S test can provide specific types of diagnosis:

- **Oil condition analysis** identifies loss of lubricating properties by quantifying combustion products such as soot, sulfur, oxidation and nitrates.
- **Wear analysis** monitors component wear by detecting, identifying and assessing the amount and type of metal wear elements found in the oil.
- **Chemical and physical test** detect the physical presence of unwanted fluids (water, fuel, antifreeze).



Remote Greasing Block. A greasing block is located in the engine compartment on the upper carriage, with two grease points for the swing bearing and one for the front end attachment. This delivers grease to hard-to-reach locations. For the lower undercarriage, two remote blocks give easy access for greasing to the oscillating axle and, as an option, the dozer blade.

Hydraulic Tank Drain. The hydraulic tank drain enables simple, spill-free fluid changes.

Lower Operating Costs

Improvements in operating costs provide a long-term investment.



Fuel Consumption. The new EU Stage II and US EPA Tier II, electronically controlled engine, new fuel injection system and new ATAAC combine to provide outstanding fuel consumption during both production and traveling. The Automatic Engine Speed Control reduces idle speed when the implements are not active to further improve fuel consumption.

Filter Change Intervals. 2000 hours hydraulic oil and 500 hours engine oil filter change intervals save time and money.


Hydraulic Oil Change Intervals. With the aid of S•O•S sampling hydraulic oil change intervals can be extended from 2000 hours to an average of 4000 hours.

Rebuildable Components. Many of the major components used in the M313C are designed for re-manufacturing. This means you have high-quality, certified rebuilt replacement parts available at a fraction of the cost of new parts. There is less scrap for disposal.

Your Caterpillar dealer can provide you with detailed calculations and simulations of how our low operating costs can benefit your particular application.

Maximum uptime – Reliability

Caterpillar standard features help to increase machine uptime.



Caterpillar Braided Harnesses. Designed and manufactured to resist the most severe conditions. Harnesses are made of large section, colored and number-coded wires with the complete harness being protected by an abrasion resistant braiding. Harnesses are properly routed and securely clamped to ensure their reliability and life.

XT-6 ES Hoses. Premium quality rubber, precision 4-ply wire reinforcement and exclusive reusable couplings are all unique features of Cat hoses which deliver top performance and long life. O-Ring face seals provide positive sealing for reliable and leak-free connections.

Caterpillar Batteries. Caterpillar maintenance-free, high output batteries are designed for high cranking power and maximum protection against vibration.

Fuel Filters. Cat high efficiency fuel filters with a Stay-Clean Valve™ feature cellulose/synthetic blend media that remove more than 98 percent of particles that are two microns or larger, increasing fuel injector life.

Complete Customer Support

Cat dealer services help you operating longer with lower costs.

Services. Customer Service is critical today in every business. That's why so many people buy Cat equipment. They know they are getting quality reliability and performance backed-up with the best Customer Service. Your Caterpillar dealer offers a wide range of services that can be set up under a Customer Support Agreement. The dealer will help you choose a plan that can cover the whole machine including work tools, to help you getting the best out of your investment.

Product Support. You will find a solution for your parts requirements at your dealer. Cat dealers utilize a worldwide network to find in-stock parts to minimize downtime. In addition your dealer can offer alternative solutions like Reman, Classic Parts and quality used parts to save money on original Caterpillar components.

Service Capability. Whether in the dealer's fully equipped shop or in the field, you will get highly trained service technicians using the latest technology and tools.

Maintenance. More and more equipment buyers are planning for effective maintenance before buying equipment. Choose from your dealer's wide range of maintenance services at the time you purchase your machine. Repair option programs guarantee the cost of repairs up front. Diagnostic programs such as S•O•S Fluid Analysis and Technical Analysis help you avoid unscheduled repairs.



Selection. Make detailed comparisons of the machines you are considering before you buy. How long do components last? What is the cost of preventive maintenance? Your Cat dealer can give you precise answers to these questions to make sure you operate your machines at the lowest cost.

Purchase. Consider the financing options available as well as day-to-day operating costs. This is also the time to look at dealer services that can be included in the cost of the machine to yield lower equipment and owning and operating costs over the long run.

Operation. Improving operating techniques can boost your profits. Your Cat dealer has training material and ideas to help you increase productivity.

Replacement. Repair, rebuild or replace? Your Cat dealer can help you evaluate the cost involved so you can make the right choice.

Engine

Cat 3054E DIT ATAAC diesel engine	
Ratings	2000 rpm
Net power	
ISO 9249	88 kW/120 hp
EEC 80/1269	88 kW/120 hp
Bore	105 mm
Stroke	127 mm
Displacement	4.4 liters
Cylinders	4
Maximum torque at 1400 rpm	500 Nm

- All engine horsepower (hp) are metric including front page.
- The 3054E engine meets EU directive 97/68/EC Stage II emission requirements.
- Net power advertised is the power available at the flywheel when the engine is equipped with fan, air cleaner, muffler, and alternator.
- No engine derating is required below 3000 m altitude.

Swing Mechanism

Swing speed	10.5 rpm
Swing torque	34.8 kNm
Maximum flow	80 l/min
Maximum pressure	350 bar

Tires

- Standard
- 10.00-20 (dual pneumatic)
- Optional
- 11.00-20 (dual pneumatic)
 - 18 R 19.5 XF (single pneumatic)
 - 600/40-22.5 (single pneumatic)
 - 10.00-20 (dual solid rubber)

Hydraulic System

Tank capacity	95 liters
System	165 liters
Maximum pressure	
Implements	350 bar
Travel	350 bar
Maximum flow	190 and 80 l/min
Pilot system	
Maximum pressure	31 bar

Transmission

1st gear, forward/reverse	8 km/h
2nd gear, forward/reverse	20/25/30/34 km/h
Creep speed (first gear)	4 km/h
Creep speed (second gear)	16 km/h
Drawbar pull	76 kN
Maximum Gradeability	67%

Undercarriage

Maximum steering angle	33.5°
Oscillation axle angle	± 9°
Minimum turning radius (outside of tire)	6400 mm
Minimum turning radius (end of VA boom)	7000 mm
Minimum turning radius (end of Mono boom)	8200 mm
Ground clearance	370 mm

Service Refill Capacities

	Liter
Fuel tank capacity	235
Cooling	30
Engine crankcase	9
Rear axle housing (differential)	11
Front steering axle (differential)	9
Final drive	2.4
Powershift transmission	3

Cab

FOGS meets ISO 10262.

Sound

Low sound, low vibration. The 3054E design improves operator comfort by reducing sound and vibration.

Operator Sound

- The operator sound level measured according to the procedures specified in ISO 6396:1992 is L_{PA} 71 dB(A), for cab offered by Caterpillar, when properly installed and maintained and tested with the doors and windows closed.
- Hearing protection may be needed when operating with an open cab for extended periods or in a noisy environment.

Exterior Sound

- The labeled spectator sound power level measured according to the test procedures and conditions specified in 2000/14/EC is L_{WA} 101 dB(A).

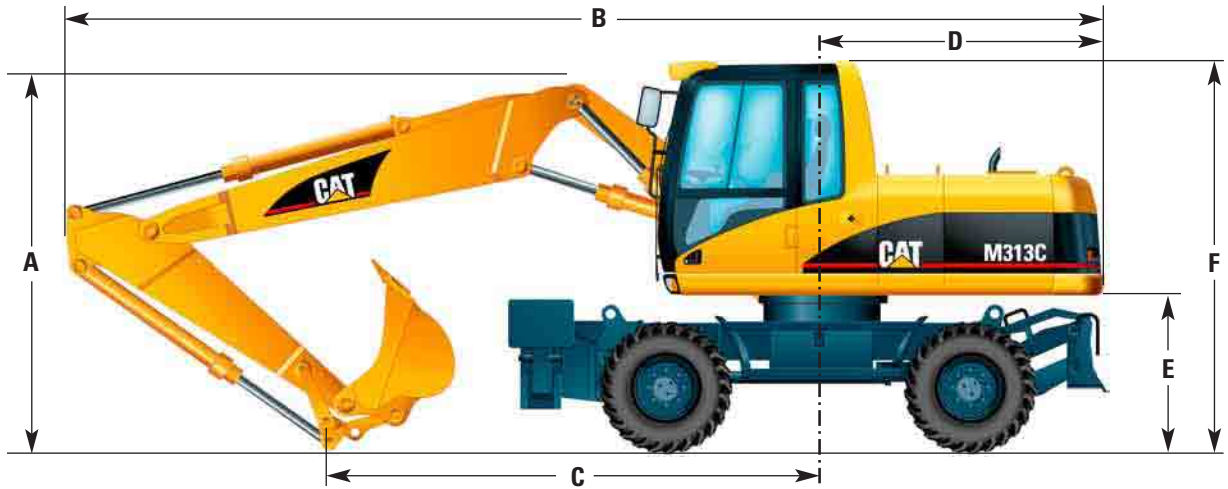
Weights

Average operating weights include a general purpose bucket, 100% fuel and an operator.

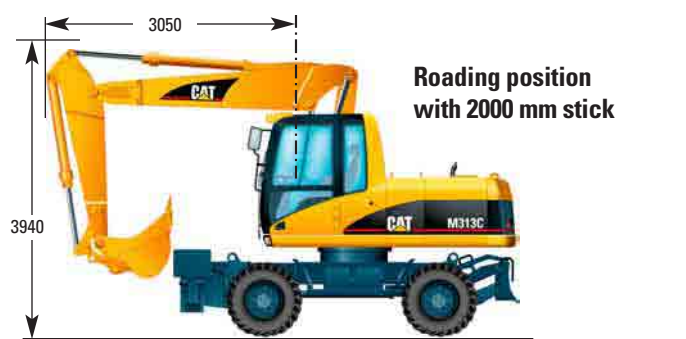
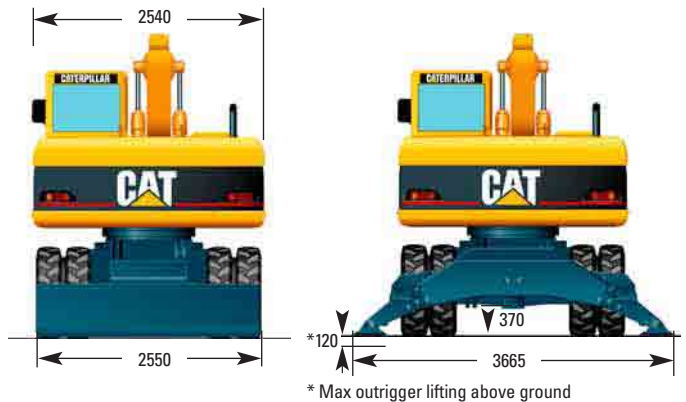
VA boom	kg
rear dozer only	13 600
rear dozer, front outriggers	14 500
front and rear outriggers	14 750
One-piece boom	
rear dozer only	13 100
rear dozer, front outriggers	14 000
front and rear outriggers	14 400
Dozer blade	645
Outriggers	890
Counterweights	
Standard	2900
Optional	3300

Dimensions

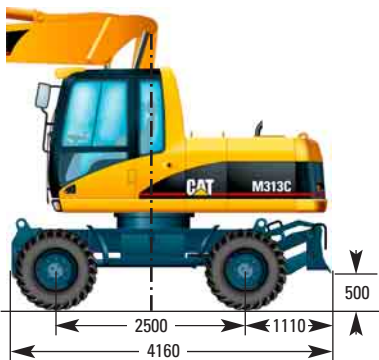
All dimensions are approximate – measured in mm



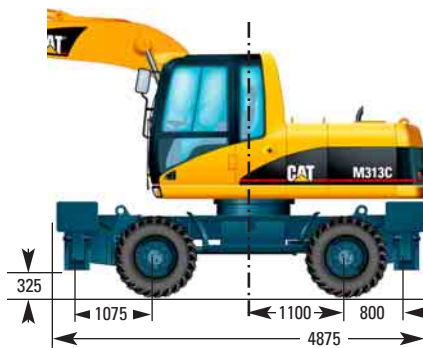
	VA boom mm	One-piece boom mm
A Shipping height (cab height)	3120	3120
B Shipping length		
2000 mm stick	8310	8090
2300 mm stick	8300	8080
2600 mm stick	8290	8090
C Support Point		
2000 mm stick	3820	3480
2300 mm stick	3470	3120
2600 mm stick	3320	2950
D Tail swing radius	2049	2049
E Counterweight clearance	1232	1232
F Cab height	3120	3120
with 1200 mm fixed cab riser	4320	4320
Overall machine width		
Standard gauge axle	2550	2550



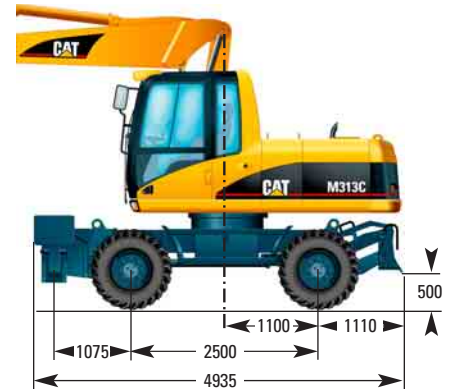
Undercarriage with dozer only



Undercarriage with 2 sets of outriggers



Undercarriage with 1 set of outriggers and dozer



Bucket Specifications

Contact your Caterpillar dealer for special bucket requirements.
Buckets are available to fit the Cat quick coupler.

Buckets without Quick Coupler




				Variable adjustable boom 5020 mm												One-piece boom 4815 mm													
Stick length				2000 mm				2300 mm				2600 mm				2000 mm				2300 mm				2600 mm					
	Width	Weight*	Capacity (ISO)	Free on Wheels	Dozer lowered	1 set of stabilizer lowered	Fully stabilized	Free on Wheels	Dozer lowered	1 set of stabilizer lowered	Fully stabilized	Free on Wheels	Dozer lowered	1 set of stabilizer lowered	Fully stabilized	Free on Wheels	Dozer lowered	1 set of stabilizer lowered	Fully stabilized	Free on Wheels	Dozer lowered	1 set of stabilizer lowered	Fully stabilized	Free on Wheels	Dozer lowered	1 set of stabilizer lowered	Fully stabilized		
																												mm	kg
Excavation	450	321	0.18																										
	600	359	0.28																										
	750	361	0.38																										
	900	403	0.49																										
	1000	427	0.56																										
	1100	463	0.64																										
	1200	486	0.72																										
Extreme Excavation	1200	496	0.72																										

Buckets and Quick Coupler

				Variable adjustable boom 5020 mm												One-piece boom 4815 mm												
Stick length				2000 mm				2300 mm				2600 mm				2000 mm				2300 mm				2600 mm				
	Width	Weight**	Capacity (ISO)	Free on Wheels	Dozer lowered	1 set of stabilizer lowered	Fully stabilized	Free on Wheels	Dozer lowered	1 set of stabilizer lowered	Fully stabilized	Free on Wheels	Dozer lowered	1 set of stabilizer lowered	Fully stabilized	Free on Wheels	Dozer lowered	1 set of stabilizer lowered	Fully stabilized	Free on Wheels	Dozer lowered	1 set of stabilizer lowered	Fully stabilized	Free on Wheels	Dozer lowered	1 set of stabilizer lowered	Fully stabilized	
																												mm
Excavation	600	559	0.28																									
	750	572	0.38																									
	900	610	0.49																									
	1000	633	0.56																									
	1100	670	0.64																									
	1200	693	0.72																									
Extreme Excavation	1200	703	0.72																									

* Bucket weight includes general duty tips.

** Bucket weight includes CW20 quick coupler and general duty tips.

	Maximum Material density 1800 kg/m ³
	Maximum Material density 1500 kg/m ³
	Maximum Material density 1200 kg/m ³

Work Tools Matching Guide

















When choosing between various work tool models that can be installed onto the same machine configuration, consider work tool application, productivity requirements, and durability. Refer to work tool specifications for application recommendations and productivity information.

















Without quick coupler			Variable adjustable boom 5020 mm									One-piece boom 4815 mm																	
			Dozer lowered			2 sets of stabilizer lowered			Dozer and stabilizer lowered			Dozer lowered			2 sets of stabilizer lowered			Dozer and stabilizer lowered											
			2000	2300	2600	2000	2300	2600	2000	2300	2600	2000	2300	2600	2000	2300	2600	2000	2300	2600									
Stick length (mm)			2000	2300	2600	2000	2300	2600	2000	2300	2600	2000	2300	2600	2000	2300	2600	2000	2300	2600									
Hammers	H100																												
	H115 s			x			x			x																			
Multiprocessors	MP15	CC, PS	x	x	x	x	x	x	x	x	x	x	x	x		x	x		x	x									
		CR, S	x	x	x	x		x	x		x	x	x	x		x	x		x	x									
Crushers and Pulverizers	VHC-30		x	x	x	x	x	x	x	x	x	x	x	x		x	x		x	x									
	VHP-30		x	x	x	x	x	x	x	x	x	x	x	x		x	x		x	x									
360° rotatable Shears (boom mounted)	S320		x	x	x																								
	S325		x	x	x							x	x	x															
Multi-Grapples	G310B	D			x																								
		R		x	x								x	x															
	G315B	D	x	x	x			x			x	x	x	x			x			x									
		R	x	x	x			x			x	x	x	x			x			x									
Compactors	CVP75																												
Digging Clamshell Buckets	GGs-20																												
	GGs-25				x																								
Transfer Clamshell Buckets	GOS-20	220/260/300																											
		400																											
		560																											
		680		x	x																								
		730	x	x	x									x															
	GOS-25	460																											
		520			x																								
		580	x	x	x									x															
		750	x	x	x							x	x	x															
		900	x	x	x							x	x	x															
		980	x	x	x							x	x	x															
1140	x	x	x			x			x	x	x	x			x			x											
Orange Peel Grapples	GSM-22 5 tines	250/300																											
		400																											
		500		x	x									x															
	GSM-25 5 tines	400/500	x	x	x							x	x	x															
		600	x	x	x							x	x	x															
		800	x	x	x			x				x	x	x			x			x									
	GSH9B 5 tines	300																											
		400																											
GSH9B 4 tines	300																												
	400																												
With quick coupler																													
Quick Couplers	CW-20, 20S																												
Multi-Grapples	G310B	D	x	x	x							x	x	x															
		R	x	x	x							x	x	x															
	G315B	D	x	x	x		x	x		x	x	x	x	x	x	x	x	x	x	x									
		R	x	x	x		x	x		x	x	x	x	x	x	x	x	x	x	x									
Compactors	CVP75																												

- 360° Working Range
- Over the front only
- Available
- Maximum Material density 3000 kg/m³
- Maximum Material density 1800 kg/m³
- Maximum Material density 1200 kg/m³
- x Not Compatible


















Lift capacities

with 5020 mm Variable adjustable boom, Quick Coupler CW and 3300 kg counterweight. All weights are in kg.

Stick 2000 mm		Undercarriage configuration	3.0 m			4.5 m			6.0 m			7.5 m						m
																		
6.0 m	Rear dozer up				*4100		3600	*3300		2100								
	Rear dozer down					*4100	4000		*3300	2500								
	Rear stab down					*4100	*4100		*3300	3000								
	2 sets stab down Dozer and stab down				*4100 *4100		*4100 *4100	*3300 *3300		*3300 *3300	3300 3300							
4.5 m	Rear dozer up	*4500		*4500	*4700		3500	3500		2200								
	Rear dozer down		*4500	*4500		*4700	4000		*3900	2500								
	Rear stab down		*4500	*4500		*4700	*4700		*3900	3000								
	2 sets stab down Dozer and stab down	*4500 *4500		*4500 *4500	*4700 *4700		*4700 *4700	*3900 *3900		*3900 *3900	3000 3700							
3.0 m	Rear dozer up	*6800		6200	5200		3400	3400		2200					*2100		1300	7.83
	Rear dozer down		*6800	*6800		*5500	3900		*4200	2500						*2100	1600	
	Rear stab down		*6800	*6800		*5500	4600		*4200	3000						*2100	1900	
	2 sets stab down Dozer and stab down	*6800 *6800		*6800 *6800	*5500 *5500		*5500 *5500	*4200 *4200		*4200 *3700	4200 3700				*2100 *2100	*2100 *2100	*2100 *2100	
1.5 m	Rear dozer up	*7800		*6000	5200		3400	3400		2100					*2100		1300	7.94
	Rear dozer down		*7800	7000		*6000	3900		*4400	2500						*2100	1500	
	Rear stab down		*7800	*7800		*6000	4600		*4400	3000						*2100	1800	
	2 sets stab down Dozer and stab down	*7800 *7800		*7800 *7800	*6000 *6000		*6000 5500	*4400 *4400		*4400 3700	4300 3700				*2100 *2100	*2100 *2100	*2100 *2100	
0 m	Rear dozer up	*9400		5900	5200		3300	3300		2000					2200		1300	7.73
	Rear dozer down		*9400	7000		*6100	3800		*4400	2300						*2300	1500	
	Rear stab down		*9400	8600		*6100	4600		*4400	2900						*2300	1900	
	2 sets stab down Dozer and stab down	*9400 *9400		*9400 *9400	*6100 *6100		*6100 5600	*4400 *4400		*4400 3600	4300 3600				*2300 *2300	*2300 *2300	*2300 *2300	
-1.5 m	Rear dozer up	*10000		5700	5200		3100	3200		1900					2500		1500	7.15
	Rear dozer down		*10000	6800		*6200	3600		*4200	2200						*2500	1700	
	Rear stab down		*10000	8700		*6200	4500		*4200	2800						*2500	2100	
	2 sets stab down Dozer and stab down	*10000 *10000		*10000 *10000	*6200 *6200		*6200 5600	*4200 *4200		*4200 3500	4200 3500				*2500 *2500	*2500 *2500	*2500 *2500	
-3.0 m	Rear dozer up	*9700		5700	5000		3000											
	Rear dozer down		*9700	6800		*5200	3500											
	Rear stab down		*9700	8700		*5200	4300											
	2 sets stab down Dozer and stab down	*9700 *9700		*9700 *9700	*5200 *5200		*5200 *5200											

Stick 2300 mm		Undercarriage configuration	3.0 m			4.5 m			6.0 m			7.5 m						m
																		
6.0 m	Rear dozer up				*3700		3600	*3300		2200								
	Rear dozer down					*3700	*3700		*3300	2500								
	Rear stab down					*3700	*3700		*3300	3000								
	2 sets stab down Dozer and stab down				*3700 *3700		*3700 *3700	*3300 *3300		*3300 *3300	3300 3300							
4.5 m	Rear dozer up	*3700		*3700	*4200		3500	3500		2200								
	Rear dozer down		*3700	*3700		*4200	4000		*3800	2600								
	Rear stab down		*3700	*3700		*4200	*4200		*3800	3100								
	2 sets stab down Dozer and stab down	*3700 *3700		*3700 *3700	*4200 *4200		*4200 *4200	*3800 *3800		*3800 3700	3800 3700							
3.0 m	Rear dozer up	*7200		6100	5300		3400	3400		2200	*2300		1400	*1800		1300	8.08	
	Rear dozer down		*7200	7200		*5300	3900		*4100	2600		*2900	1600	*1800		1500		
	Rear stab down		*7200	*7200		*5300	4600		*4100	3100		*2900	2000	*1800		1800		
	2 sets stab down Dozer and stab down	*7200 *7200		*7200 *7200	*5300 *5300		*5300 *4100	*4100 *4100		*4100 3700	*2900 2900	*2900 2500	*1800 *1800	*1800 *1800		*1800 *1800		
1.5 m	Rear dozer up	*8200		6000	5200		3400	3400		2200	2300		1400	*1900		1200	8.19	
	Rear dozer down		*8200	7000		*6000	3900		*4300	2500		*3300	1600	*1900		1400		
	Rear stab down		*8200	*8200		*6000	4600		*4300	3000		3300	2000	*1900		1700		
	2 sets stab down Dozer and stab down	*8200 *8200		*8200 *8200	*6000 *6000		*6000 5500	*4300 *4300		*4300 3700	*3300 3700	3000 2500	*1900 *1900	*1900 *1900		*1900 *1900		
0 m	Rear dozer up	*9300		6000	5200		3300	3300		2100	2200		1300	*2000		1200	7.98	
	Rear dozer down		*9300	7100		*6100	3800		*4400	2400		*2800	1600	*2000		1400		
	Rear stab down		*9300	8600		*6100	4600		*4400	2900		*2800	1900	*2000		1800		
	2 sets stab down Dozer and stab down	*9300 *9300		*9300 *9300	*6100 *6100		*6100 *5600	*4400 *4400		*4300 3600	*2800 *2800	*2800 2500	*2000 *2000	*2000 *2000		*2000 *2000		
-1.5 m	Rear dozer up	*9900		5700	5200		3100	3200		1900					2300		1400	7.43
	Rear dozer down		*9900	6800		*6200	3700		*4300	2300						*2300	1600	
	Rear stab down		*9900	8700		*6200	4500		*4300	2800						*2300	2000	
	2 sets stab down Dozer and stab down	*9900 *9900		*9900 *9900	*6200 *6200		*6200 5700	*4300 *4300		*4300 3500	4200 3500				*2300 *2300	*2300 *2300	*2300 *2300	
-3.0 m	Rear dozer up	*10100		5700	5000		3000											
	Rear dozer down		*10100	6800		*5700	3500											
	Rear stab down		*10100	8700		*5700	4300											
	2 sets stab down Dozer and stab down	*10100 *10100		*10100 *10100	*5700 *5700		*5700 5500											

Stick
2600 mm

		Undercarriage configuration	3.0 m			4.5 m			6.0 m			7.5 m						m			
																					
6.0 m		Rear dozer up Rear dozer down Rear stab down 2 sets stab down Dozer and stab down				*3200			*3200	*3200	*3200	*3200	*3200								
4.5 m		Rear dozer up Rear dozer down Rear stab down 2 sets stab down Dozer and stab down				*3600		3500	*3600	*3600	3500	*3600	*3600	2300	*2000		1400				
3.0 m		Rear dozer up Rear dozer down Rear stab down 2 sets stab down Dozer and stab down	*7000		6200	*5100		3400	*5100	*3900	3400	*3900	*3900	2300	2300	1400	*1600			1200	8.38
1.5 m		Rear dozer up Rear dozer down Rear stab down 2 sets stab down Dozer and stab down	*8000		6000	5100		3400	*5800	*3800	3400	*4200	*4200	2200	2300	1400	*1600			1100	8.48
0 m		Rear dozer up Rear dozer down Rear stab down 2 sets stab down Dozer and stab down	*8900		6000	*5200		3300	*6000	3800	3400	*4300	*4300	2100	2200	1300	*1800			1100	8.28
-1.5 m		Rear dozer up Rear dozer down Rear stab down 2 sets stab down Dozer and stab down	*9800		5700	5200		3100	*6100	3700	3200	*4400	*4400	1900			*2000			1300	7.75
-3.0 m		Rear dozer up Rear dozer down Rear stab down 2 sets stab down Dozer and stab down	*10100		5700	5000		3000	*6000	3500	3100	*3100	*3100	1900			*2000			1500	
-4.5 m		Rear dozer up Rear dozer down Rear stab down 2 sets stab down Dozer and stab down	*6100		5600				*6100	3500											






















For machines with offset boom deduct approx. 3% from the above loads.

























* Limited by hydraulic rather than tipping load.
The above loads are in compliance with hydraulic excavator lift capacity ratings standard ISO 10567, they do not exceed 87% of hydraulic lifting capacity or 75% of tipping capacity. Weight of all tools and lifting accessories must be deducted from the above lifting capacities.


















Lift capacities

with 4815 mm One-piece boom, Quick Coupler CW and 3300 kg counterweight. All weights are in kg.

Stick 2000 mm		Undercarriage configuration	3.0 m			4.5 m			6.0 m			7.5 m						m		
																				
4.5 m		Rear dozer up				*4400														
		Rear dozer down					*4400													
3.0 m		Rear dozer up				5200														
		Rear dozer down					*5300													
1.5 m		Rear dozer up				5000														
		Rear dozer down					*6000													
0 m		Rear dozer up				4900														
		Rear dozer down					*6100													
-1.5 m		Rear dozer up																		
		Rear dozer down					*7300													
-3.0 m		Rear dozer up																		
		Rear dozer down					*5600													

Stick 2300 mm		Undercarriage configuration	3.0 m			4.5 m			6.0 m			7.5 m						m		
																				
6.0 m		Rear dozer up																		
		Rear dozer down																		
4.5 m		Rear dozer up																		
		Rear dozer down																		
3.0 m		Rear dozer up																		
		Rear dozer down																		
1.5 m		Rear dozer up																		
		Rear dozer down																		
0 m		Rear dozer up																		
		Rear dozer down																		
-1.5 m		Rear dozer up																		
		Rear dozer down																		
-3.0 m		Rear dozer up																		
		Rear dozer down																		

Stick
2600 mm

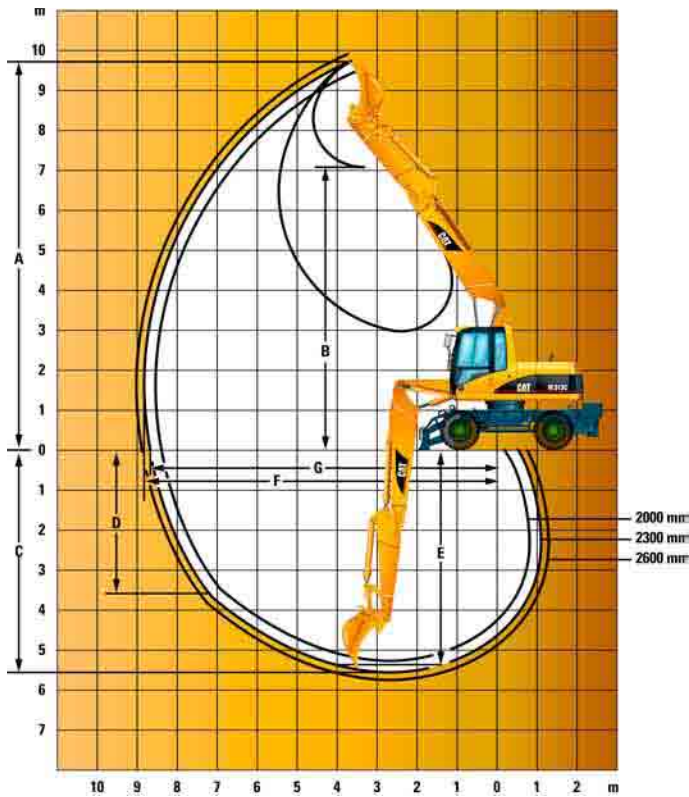
		Undercarriage configuration	3.0 m			4.5 m			6.0 m			7.5 m						m	
																			
6.0 m		Rear dozer up Rear dozer down Rear stab down 2 sets stab down Dozer and stab down							*2800		2200 2500								
4.5 m		Rear dozer up Rear dozer down Rear stab down 2 sets stab down Dozer and stab down							3500		2200 2500 3000								
3.0 m		Rear dozer up Rear dozer down Rear stab down 2 sets stab down Dozer and stab down	*7200		6100 7200	*4800		3300 3800	3400	2100 2400	2300		1400 1700	*1400		1300 *1400	8.11		
1.5 m		Rear dozer up Rear dozer down Rear stab down 2 sets stab down Dozer and stab down				5000		3000 3500	3200	2000 2300	2300		1400 1600	*1500		1200 *1500	8.22		
0 m		Rear dozer up Rear dozer down Rear stab down 2 sets stab down Dozer and stab down	*4200		*4200 4800	4800		2900 3300	3100	1900 2200	2200		1300 1600	*1700		1200 *1700	8.01		
-1.5 m		Rear dozer up Rear dozer down Rear stab down 2 sets stab down Dozer and stab down	*6800		5100 6100	4800		2800 3300	3100	1800 2200			1900 1900	*1900		1400 *1900	7.46		
-3.0 m		Rear dozer up Rear dozer down Rear stab down 2 sets stab down Dozer and stab down	*6800		5200 6200	*4800		2800 3300	*3000	1900 2200			2500 2500	*2500		1700 *2500	6.46		

 Load Point Height
  Load Radius Over Front
  Load Radius Over Rear
  Load Radius Over Side
  Load at Maximum Reach

* Limited by hydraulic rather than tipping load.
 The above loads are in compliance with hydraulic excavator lift capacity ratings standard ISO 10567, they do not exceed 87% of hydraulic lifting capacity or 75% of tipping capacity. Weight of all tools and lifting accessories must be deducted from the above lifting capacities.

VA Boom Working Ranges

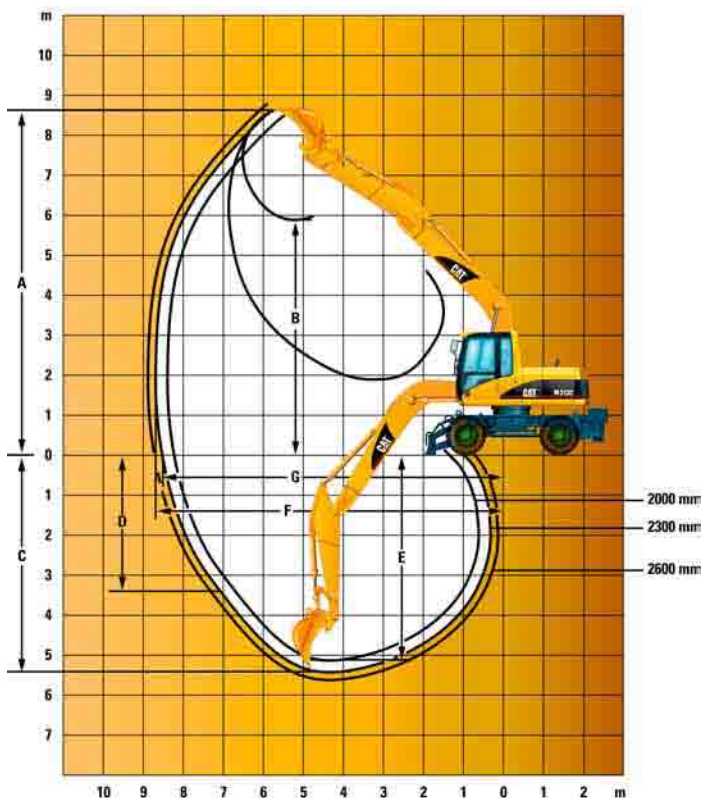
5020 mm Variable adjustable boom, quick coupler and bucket.



Stick Length	mm	2000	2300	2600
A Maximum Digging Height	mm	9670	9820	10 060
B Maximum Dump Height	mm	6900	7060	7290
C Maximum Digging Depth	mm	5160	5450	5750
D Maximum Vertical Wall Digging Depth	mm	3500	3600	3890
E Maximum Depth 2500 mm Straight Clean-up	mm	4921	5232	5549
F Maximum Reach	mm	8670	8920	9210
G Maximum Reach at Ground Level	mm	8490	8740	9030
Tip Radius	mm	1389	1389	1389
Bucket Forces (ISO 6015)	kN	87	87	87
Stick Forces (ISO 6015)	kN	68	62	57

One-piece Boom Working Ranges

4815 mm One-piece boom, quick coupler and bucket.



Stick Length	mm	2000	2300	2600
A Maximum Digging Height	mm	8600	8620	8790
B Maximum Dump Height	mm	5910	5970	6140
C Maximum Digging Depth	mm	4990	5290	5590
D Maximum Vertical Wall Digging Depth	mm	3410	3370	3670
E Maximum Depth 2500 mm Straight Clean-up	mm	4751	5072	5389
F Maximum Reach	mm	8420	8660	8950
G Maximum Reach at Ground Level	mm	8230	8480	8770
Tip Radius	mm	1389	1389	1389
Bucket Forces (ISO 6015)	kN	87	87	87
Stick Forces (ISO 6015)	kN	68	62	57

Standard Equipment

Standard equipment may vary. Consult your Caterpillar dealer for specifics.

Operator Station

Ashtray with cigarette lighter
Air conditioner with automatic climate control
Bolt-on FOGS capability
Bottom mounted parallel wiper and washer
Coat hook
Drink holder
Filtered ventilation
Floor mat, washable
Fully adjustable suspension seat
Heater and defroster
Joysticks, adjustable
LH console, tiltable
Light, interior
Literature holder
Low fuel indicator light
Openable two-piece front windscreen
Parking brake
Pre-wired radio mounting
Polycarbonate skylight
Power supply 12V – 7A
Retractable seat belt
Steering column, tiltable
Storage compartment suitable for a lunch box
Sunscreen

Language display WEX Multipro

Clock with 10-day backup battery
Filter / fluid change information
Gauges for fuel level, engine coolant temperature and hydraulic oil temperature
Headlights indicator
Indicator for engine dial setting
Pre-start level check for hydraulic oil and engine coolant
Turn signal indicator
Warning messages
Working hour information

Engine

Automatic engine speed control
Automatic starting aid
Cat 3054E DIT ATAAC Stage II engine, turbocharged with air-to-air aftercooler
Muffler

Undercarriage

10.00-20 16 PR tires
HD-axles, with advanced disc brake system and advanced travel motor with adjustable braking force
Oscillating front axle with remote greasing

Pin-on design preparation for dozer blade and outriggers
Toolbox in undercarriage
Two-piece drive shaft
Upper carriage storage box

Hydraulics

Cat XT-6 ES hoses
Load-sensing plus hydraulic system
Manual work modes (economy, power, travel)
Oil cooler
Overload warning device
Separate swing pump
Stick regeneration circuit

Electrical

Alternator, 75A
Boom working light
Heavy-duty maintenance-free batteries
Horn
Main shut-off switch
Roading lights

Other equipment

Automatic swing brake
Door locks and caps locks with Caterpillar one-key security system
Lockable Tool Box in upper frame
Mirrors, frame and cab

Optional Equipment

Optional equipment may vary. Consult your Caterpillar dealer for specifics.

Operator Station

Falling objects guard
Fixed cab riser (1200 mm)
Fixed one-piece front windscreen
Headrest
Lid for storage compartment
Travel speed lock
Vandalism guard
Visor, rain protection, polycarbonate
WEX comfort seat with seat heating and air suspension

Electrical

Back-up alarm
Refueling pump
Rotating beacon
Working lights, cab mounted (front and rear)

Booms and Sticks

Hydraulically adjustable boom (5020 mm)
Offset boom (5020 mm)
One-piece-boom (4815 mm)
Sticks:
2000 mm, 2300 mm, 2600 mm
Industrial: 2900 mm

Undercarriage

Dozer blade, front or rear mounted
Optional tires
Outriggers, front or rear mounted
Remote dozer blade greasing
Second storage box for undercarriage
Wide dozer blade, front or rear mounted

Hydraulics

Control group for quick coupler
Hammer valve
Hydraulic lines for quick coupler – boom and stick
Lowering control devices for boom and stick
Multifunction valve, provides up to 5 programmed tools and tool selection from the cab (including hammer function)
Proportional medium pressure function
Synthetic ester based biodegradable hydraulic oil

Other equipment

Adjustable hydraulic sensitivity
Cat Machine Security System (MSS)
Counterweight (3300 kg)
Custom paint
Joystick steering

M313C Wheel Excavator

HEHH2872-2 (02/2005) hr

Materials and specifications are subject to change without notice.
Featured machines in photos may include additional equipment.
See your Caterpillar dealer for available options.

www.CAT.com

© 2005 Caterpillar
All rights reserved

CATERPILLAR[®]