

# M318C

Wheel Excavator



Cat® 3056E DIT ATAAC diesel engine

Net power (ISO 9249) at 2000 rpm

113 kW/154 hp

Operating Weight

17 800 to 19 700 kg

Bucket Capacities

0.35 to 1.09 m<sup>3</sup>

Maximum Reach at Ground Level

9600 mm

Maximum Digging Depth

6360 mm

Travel Speed

34 km/h

# M318C Wheel Excavator

*The C Series incorporates innovations for improved performance and versatility.*

---

## Engine

The new Cat 3056E DIT ATAAC electronically controlled engine provides increased horsepower to serve the advanced hydraulic system. Performance, reliability, durability, excellent fuel economy, and low sound levels help maximize working efficiency. The innovative cooling system is easy to clean and features increased cooling capacity through a temperature sensing on-demand fan. **pg. 4**

---

## Hydraulics

The hydraulic system, featuring a separate swing pump and load-sensing system, provides maximum power and exceptional controllability leading to high performance in all applications. The technologically advanced tool control option adds work tool flexibility to the hydraulic system. Proportional medium pressure function allows improved control of attachments and work tools. The new adjustable hydraulic sensitivity allows adjustment of attachments in order to find the best setup for any application. This ensures both improved productivity and greater operator comfort. **pg. 5**

*Increased lifting capacity, improved cycle times and ease of operation lead to increased productivity and cost effective solutions.*

---

## A Step Ahead in Environmental Considerations

Helping to protect our environment, the engine has low operator and spectator sound levels. In addition the hydraulic system can be operated with biodegradable oil. Longer filter change intervals and more fuel efficiency also help reduce impact on our environment. **pg. 6**

---

## Ease of Operation and Enhanced Productivity

The new Joystick Steering allows the operator both to work with implements and maneuver the machine without using the steering wheel. This provides significant improvement in operator comfort and productivity. **pg. 7**





---

### Operator Comfort

The new operator station design maximizes operator comfort and visibility. A new comfort seat with air suspension (optional), ergonomic joysticks, a new soft switch panel and the WEX Multipro monitor are some of the features that help allow the operator to work free of fatigue and so remain attentive to the job in hand. The operator station also offers more space to the side and the front and features automatic climate control.  
**pg. 8**

---

### Undercarriage and Drive Train

Pin-On design of outriggers and dozer blade allows for interchangeability and helps increase flexibility to match the application requirements. Heavy-duty cylinder protection and box section design help provide excellent life. Updated drive line, new axles, travel motor and transmission control provide smooth travel. Improved hydraulic braking forces and advanced gear shifting give better controllability.  
**pg. 10**

---

### Booms and Sticks

The box section design of all front-end structures, together with the optimum balance of durability and weight provide the strength needed for even the toughest application. Multiple boom and stick options allow you to pick the best match for your job.  
**pg. 11**

---

### Buckets and Teeth

A wide variety of bucket types are available for the M300 C-Series. These aggressive bucket designs are matched to fit the high C-Series digging forces to improve productivity.  
**pg. 12**

---

### Work Tools

Buckets, grapples, hammers, and quick couplers provide a total solution package to the end-user. Built for performance and durability these tools deliver high productivity, long service life and excellent value.  
**pg. 13**

---

### Maintenance and Reliability

All daily maintenance points, such as oil level and greasing ports, are accessible from ground level. A centralized greasing system allows the operator to grease the front linkage and swing bearing without climbing onto the machine. The oscillation axle is equipped and the dozer blade can be ordered for remote greasing. This is both convenient and reduces service.  
**pg. 14**

---


### Complete Customer Service

Your Cat dealer offers a wide range of services that can be set up under a customer support agreement when you purchase your equipment. The dealer will help you choose a plan that can cover everything from machine and attachment selection to replacement.  
**pg. 17**



## Cat 3056E DIT ATAAC Engine

*The six-cylinder, turbocharged, air-to-air aftercooled and electronically controlled engine is built for power, reliability, low maintenance, excellent fuel economy and low emissions.*



**Powerful Performance.** The 3056E DIT ATAAC engine delivers a net power of 113 kW (154 hp) at the rated speed of 2000 rpm, and meets all current worldwide emission standards.

**Turbocharged and Air-to-Air Aftercooled.** The turbocharger packs more dense air into the cylinders for more complete combustion and lower emission improving performance and engine efficiency. These benefits are especially useful at high altitudes. The air-to-air aftercooler reduces smoke and emissions by providing a cooler inlet air for more efficient combustion. This also extends the life of the piston rings and engine bore.

**Cooling System.** Features an electronically controlled variable speed on-demand fan. A hydraulic motor drives the fan and its speed is determined by engine coolant and hydraulic oil. Cooler operating conditions allow lower average fan speeds resulting in reduced fuel consumption and lower noise levels. The electronic engine control continuously compensates for this varying fan load, providing consistent net horsepower, regardless of operating conditions. The fan and air conditioner condenser are both hinged for easier cleaning of the cores.

**Engine Oil.** Caterpillar engine oil is formulated to optimize engine life and performance and is strongly recommended for use in Cat diesel engines. The engine oil change interval is increased to 500 hours.

### **Low Sound, Low Vibration.**

The 3056E design improves operator comfort by reducing sound and vibration. The M318C has been awarded the German Blue Angel for low operator and spectator sound levels.

- Operator sound level,  $L_{PA}$ , 72 dB(A)
- Spectator sound level,  $L_{WA}$  102 dB(A)

**Factory Remanufactured Parts.** A large choice of factory remanufactured parts and dealer proposed repair options increase machine availability and reduce total repair costs.

**Fuel Injection Pump.** The new injection pump is electronically controlled and helps to reduce fuel consumption.

**Service.** The engine is longitudinally mounted on the right side to make it easier to access the oil filter, oil filler, oil drain valve, fuel filter, V-belt tightener, and the oil dipstick. All are accessible from ground level.

## Hydraulics

*Fast cycle times, increased lift capacity and high bucket and stick forces combine to maximize your productivity in any job.*

**Automatic Engine Control.** Automatic Engine Control (AEC) reduces engine rpm if no operation is performed, maximizing fuel efficiency and reducing sound levels.

**Dedicated Swing Pump.** A separate dedicated variable displacement piston pump and fixed displacement piston motor power the swing mechanism. This closed hydraulic circuit helps to provide maximum swing performance without reducing power to the main hydraulic functions.

**Caterpillar's XT-6 ES Hoses.** To meet the critical flexibility and strength demands of wheel excavator applications, XT-6 ES hoses are installed in the high pressure hydraulic system. XT-6 ES hoses are made of four overlapping insulated wire spiral wraps bonded together for high abrasion resistance, excellent flexibility and easy installation. Hose routings are designed to protect from damage in this way reducing hose failure downtime. O-ring face seal couplings provide positive sealing for reliable and leak-free connections.

**Auxiliary Hydraulic Valves.** The versatility of the hydraulic system can be expanded with multiple valve options.

**Multifunction Valve.** The multifunction valve is the core of the innovative Tool Control system. This valve can be electronically programmed for flow direction (one or two ways), pressure and flow rate. The valve also features priority flow to maximize control of the work tool. This on-board electro-hydraulic functionality eliminates the need for manual readjustments to the auxiliary hydraulics each time a different tool is used.

**Hammer.** The dedicated hammer valve is the best option for machines which will only require a hammer tool and do not need the flexibility provided by the multifunction valve.



### Hydraulic Cylinder Snubbers.

The hydraulic cylinder snubbers at the rod end of boom cylinders, both ends of stick cylinders and bucket cylinder rod end cushion shocks, reduce sound and increase cylinder life, keeping the machine working longer.

### Caterpillar® Hydraulic Oil.

Maximum protection against mechanical and corrosive wear in all hydraulic systems. Its high zinc content reduces wear and extends pump life. Provided certain requirements are met (e.g. S•O•S analysis every 500 hours), the hydraulic oil change interval is extended from 2000 hours to 4000 hours.

**Controllability.** The hydraulic system offers precise control of the M318C, reducing operator fatigue and improving effectiveness.

**Stick Regeneration Circuit.** Stick regeneration circuits increase efficiency and help increase controllability for higher productivity and lower operating costs.



### Adjustable Hydraulic Sensitivity.

It allows the operator to adjust the aggressiveness of the machine according to needs. For precision work, one of four different levels of aggressiveness can be pre-selected on the soft-switch panel. Increased sensitivity can then be quickly activated and deactivated during the work cycle by using the joysticks.

### Proportional Medium Pressure.

The unique Cat proportional sliding switches provide modulation to the medium pressure circuit and better control for attachments and work tools. They are ideal for tilting buckets and rotating tools. They enable the operator to select exactly how much movement is required and subsequently vary this throughout the operation.



## Environmentally Responsible Design

*Caterpillar machines not only help you build a better world, they help maintain and preserve the fragile environment.*



**More Performance.** The M318C is designed for outstanding performance with high fuel efficiency. This means more work done in a day, less fuel consumed and minimal impact on our environment.

**Low Exhaust Emissions.** The Cat 3056E used in the M318C is a low emission engine designed to meet EU Stage II Off-Highway and US EPA Tier II emission regulations.

**Quiet Operation.** The noise level inside the cab and as well the outside spectator sound are extremely low. As a result of the new variable speed fan and remote cooling system all machines meet the German Blue Angel award for low sound operation.

**Ozone Protection.** To help protect the earth's ozone layer, the M318C's air conditioning unit uses only R-134a refrigerant which does not contain harmful chlorofluorocarbons (CFC's).

### **Biodegradable Hydraulic Oil.**

Available as an option, Caterpillar Biodegradable Hydraulic Oil (HEES™) is formulated from a fully saturated Hydraulic Environmental with Ester Synthetic base stock and selected additives. It has excellent high-pressure and high-temperature characteristics and is fully compatible with our hydraulic components and allows operation over a broad temperature range. Cat's HEES is fully decomposed by soil or water microorganisms, providing a more environmentally-sound alternative to mineral-based oils. This is available as an attachment.

**Fewer Leaks and Spills.** Lubricant fillers and drains are designed to minimize spills. Cat O-Ring Face Seals, XT Hose and hydraulic cylinders are all designed to help prevent fluid leaks that can reduce the machine performance and cause harm to the environment.

**Longer Service Intervals.** 500-hour engine service intervals and Cat Extended Life Coolant/Antifreeze mean that fluid renewal and disposal are less frequent.

## Ease of Operation and Enhanced Productivity

*Designed for simple, easy operation, the M318C allows the operator to focus on production.*



**WEX Multipro.** New, compact Multipro enhances viewing while displaying a variety of easy-to-read and understandable information in various languages.

### **Pre-start WEX Multipro System.**

The Pre-start Multipro system alerts the operator of low coolant or hydraulic oil levels, before starting the engine. When the engine key remains in the “ON” position for more than 2 seconds, a warning indicator and message are displayed if actual fluid levels are lower than required.

### **Filter and Oil Change Warnings.**

The filter and oil change warnings are displayed when the number of hours used reaches the maintenance interval.

**Languages.** 23 different languages are available on the M318C.



**Power Modes.** There are three power mode settings. The operator can choose the best power setting for both engine and hydraulic power versus fuel efficiency.

**Economy Mode.** The economy mode is often used for lifting, pipe setting, grading, slope finishing and precise work. This mode helps ensure minimum fuel consumption.

**Power Mode.** This mode is used for normal truck loading and digging applications, trenching or hammer use.

**Travel Mode.** The travel mode is automatically set when the travel pedal is actuated. It provides maximum speed and drawbar pull.

### **Integrated Tool Control System.**

The integrated Tool Control system allows the operator to quickly select a tool out of five pre-set combinations, eliminating the need to reset these hydraulic parameters each time a tool is changed. Specific flow and pressure can be programmed easily as well as one-way/two-way hydraulic functions. Each of the five programmed tools can even be given a specific name.

**Joystick Steering.** It allows the operator to reposition the machine in the first gear and work simultaneously with the implements, keeping both hands on the joysticks. The operator is able to do more precise work in a shorter amount of time. This provides increased safety for all people working around the machine by removing the need for the operator to move their hands back to the steering wheel for maneuvering.



## All-day operator comfort

*The M318C interior layout maximizes operator space, provides exceptional comfort and reduces operator fatigue.*







**Interior Operator Station.** The M318C operator work station is quiet, controls have been placed conveniently for easy adjustment and ease of operation. The seat design is ergonomic and ventilation is highly effective.

**Seat.** The wheel excavator seat with two-tone color design offers adjustable back rest, lumbar support, cushion length and cushion angle. Independently adjustable armrests and pilot controls allow tailored ergonomics to suit operator preference. Optional Comfort seat provides air suspension, seat heating, horizontal suspension and automatic adjustment for the operator's weight to help maximize comfort.



**Consoles.** Designed for simplicity and functionality, the left side console is tiltable for excellent access to the cab. Dozer blade and/or outrigger controls as well as the radio-off switch are located on the left console.



**Automatic Climate Control.** Fully automatic climate control adjusts temperature and air flow.



**Greater Control Convenience.** Each control is placed within easy reach of the operator. Joysticks control all attachments and swing functions and can also be used to steer the machine and to activate the adjustable hydraulic sensitivity. By means of the soft switch panel, which is placed to be easily reached, the operator controls the oscillating axle, power modes, parking brake, automatic engine speed control and other hydraulic functions.

**Cab Mounts.** The cab shell is attached to the frame with resilient mounts, reducing vibration and sound.



**Foot Pedals.** Two-way pedals for the travel and auxiliary circuits give more floor space and reduce the need to change positions. The foot pedal for the auxiliary high-pressure circuit can now be locked in the off position to be used as a footrest for greater operator comfort.



**Skylight.** A unique large polycarbonate skylight provides excellent upward visibility.

**Viewing Area.** There is excellent viewing area through wide windows. The lower of the two-piece window can be opened separately for better air ventilation or be slid into the upper window to completely open the front bay. An optional one-piece window is available.


**Wipers.** Designed to maximize visibility in poor weather conditions. The parallel wiper system covers almost the complete front window without leaving unwiped areas in the immediate line of sight of the operator.

**Large Storage Compartment.** Located behind the seat, provides sufficient room. An optional cover is available to close off the storage space if preferred.

**Easy Access.** Conveniently located grab irons and large steps mounted to the undercarriage, together with the tiltable steering column and the tiltable left side console, provide easy access to the cab.

## Undercarriage and Drive Line

*Undercarriage and axle design provides maximum strength, flexibility and mobility on wheels.*



**Strong Undercarriage.** The welded frame provides excellent rigidity and long life. Efficient hydraulic lines routing, transmission protection and heavy-duty axles make the undercarriage perfect for wheel excavator applications. Both outriggers and dozer blade are pin-on for maximum flexibility.

**New Drive Line Concept.** The new travel motor and transmission control in the drive line provide more comfortable travel due to increased smoothness, improved hydraulic braking and improved gear shifting.

**Travel Motor.** The advanced travel motor gives higher hydraulic braking forces particularly in downhill roading by continuously using the optimal displacement of the travel motor for braking. Braking characteristics can be adjusted to the operator's preferred level of aggressiveness in three steps.

**Transmission Control.** The intelligent implementation of the engine torque curves in an optimized gear shifting process reduces uphill travel time, particularly in hilly areas.

**Heavy Duty Axles.** The front axle offers great oscillating and steering angles. The transmission is mounted directly on the rear axle for protection and optimum ground clearance.

**Advanced Disc Brake System.** The new disc brake system acts directly on the hub instead of the drive shaft to avoid planetary gear backlash. This technical solution eliminates the rocking effect associated with working free on wheels. The new axle is designed for low maintenance and lifetime costs. Oil change intervals are increased from 1000 up to 2000 working hours in order to further reduce owner and operator costs.

**Outriggers.** Recommended for maximum operating stability when digging and lifting, the outriggers can be individually controlled to level the machine on slopes. Featuring pin-on design, heavy-duty cylinder guards, and optimized kinematics, the outriggers can be mounted on the front, rear or on both ends of the machine.

**Dozer Blade.** A useful addition for leveling and clean-up work, it can also be used to stabilize the machine during digging applications. The large dozer floor and the parallel design provide minimal ground pressure reducing impact to the work surface. Featuring a pin-on design, heavy-duty cylinder guards, and optimized kinematics, the dozer blade can be mounted either on the front or the rear end.

**Tool Box.** A large sealed and lockable toolbox is mounted on the undercarriage between the steps on the machine's left side. A second optional toolbox is available for the right side.



## Booms and Sticks

*Improved strength and kinematics help to bring higher production and efficiency to all jobs.*

**Booms and Sticks.** Built for performance and long service life, Caterpillar booms and sticks are large, welded, box-section structures with thick, multi-plate fabrications in high-stress areas.

**Flexibility.** The choice of two booms and four different sticks means that the M318C offers the right combination of reach and digging forces for all applications.

**Hydraulically Adjustable Boom (VA).** The VA boom (5260 mm) offers improved visibility and machine roading balance. When working in tight quarters or lifting heavy loads, the VA boom offers the best flexibility.

**One-piece Boom.** The one-piece boom (5350 mm) fits best for all standard applications such as truck loading and digging. A unique straight section in the curve of the side plate reduces stress flow and helps increase boom life.

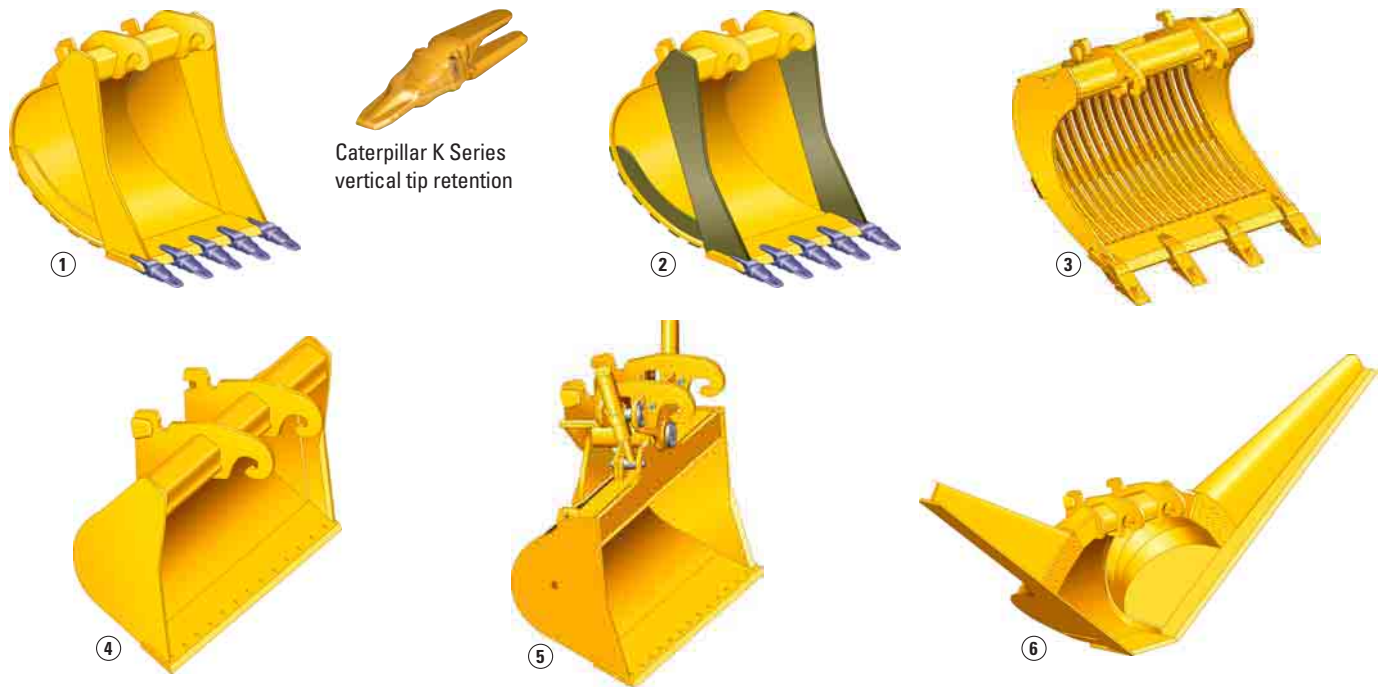
**Sticks.** Four different stick lengths are offered to match different applications.

- **Short stick** (2200 mm) for maximum breakout force and lifting capability
- **Medium stick** (2500 mm) as standard for most applications
- **Long stick** (2800 mm) to match reach and depth requirements
- **Industrial stick** (3300 mm) for use with free swinging grapples in material handling and industrial applications



## Buckets and Teeth

A wide variety of buckets help optimize machine performance. Purpose designed and built to Caterpillar's high durability standards.



Caterpillar K Series vertical tip retention

### Caterpillar K Series™ Tooth System



**1 Excavation Bucket.** Digs and loads soft to medium materials such as clay and earth. Features weld on tip adapters, hardened cutting edge and side bars.

**2 Extreme Excavation Bucket.** Digs and loads compact/abrasive materials like earth/rock, sand/clay, sand/gravel, coal, chalk and low abrasion ores. Features abrasion resistant steel for all wear parts.

**3 Skeleton Bucket.** For soft and moist soils and for applications where separation of materials, e.g., branches, peat moss, is required and for breaking up asphalt.

**Heavy Duty Skeleton Bucket.** As standard skeleton bucket, but for more demanding applications such as sorting rock from sand or gravel on demolition sites.

**4 Ditch Cleaning Bucket.** Wide, light bucket used mainly with long reach configurations to clean waterbeds and banks.

**5 Tiltable Ditch Cleaning Bucket.** Wide, light hydraulically tilttable bucket for ditch cleaning and slope finishing applications.

**6 Trapezoidal Bucket.** To prepare and maintain small irrigation ditches. Features angled sides to shape ditch banks in one operation. Optionally available with mechanically adjustable side angles.

**Pin-on version and Quick Couplers.** All Cat buckets are available in both quick coupler and pin-on version.

**Tip Selection.** The new Caterpillar K Series Tooth System holds tighter, changes easier and stays sharper.

**10** General Duty

**11** Extra Duty

**12** Penetration

**13** Penetration Plus

**14** Heavy Penetration

**15** Heavy Abrasion

**16** Wide

**17** Spike

**18** Double Spike



## Tool Control System, Quick Couplers and Work Tools


*User-friendly, integrated electro-hydraulics make changing tools easy and quick and allow the operator to focus on efficient work.*

**Tool Control.** Five hydraulic pump flow and pressure settings can be preset on the Multipro, eliminating the need to adjust the hydraulics each time a tool is changed. Selecting the proper setting from the Multipro's menu instantly provides the operator with the correct amount of flow and pressure for the tool. The unique Cat proportional sliding switches provide modulation to the tool and make precision work easy.

**Quick Couplers.** Caterpillar Quick Couplers enable the operator to simply release one work tool and pick up another. Your hydraulic excavator becomes highly versatile. To suit your business and application needs, Caterpillar offers two different types of Quick Couplers.

**CW-Series Dedicated Quick Coupler.** The dedicated CW-Series quick coupler enables a quick tool exchange while maintaining top machine performance. It is available in a hydraulic and spindle version.

- The hydraulic version is available in a standard and a narrow version and makes it very easy for the operator to switch tools without having to leave the cab.
- The spindle version is a user-friendly mechanical version that can later be easily converted into the hydraulic version if required. The spindle version is also available in the narrow and standard version.
- A lifting hook is added to the dedicated quick coupler for maximum lift capacity.



A quick coupler hydraulic circuit for this CW-Series coupler is available factory installed.

**Pin Grabber Plus Quick Coupler.** This hydraulically controlled Pin Grabber Plus quick coupler makes changing buckets and other popular work tools simple and fast. The Pin Grabber Plus coupler mounts to the end of the stick and allows buckets, clamshells and other work tools to be used with little or no modification.

- Each model fully adjusts to different pin spreads of various tools regardless of manufacturer – it is the only coupler that accommodates a wide range of work tool makes and models.
- Pin-on assembly makes coupler installation and removal fast and easy.
- Coupler retains the same bucket opening and closing angles.
- Buckets can be reversed for greater flexibility when working around and under obstructions.
- Integrated lift eye.

Pin Grabber Plus quick coupler hydraulic circuit for wheeled excavators is available as a retrofit kit dedicated to this coupler. Ask your Cat dealer for more specific information.



**Multi-Processor.** The Caterpillar Multi-Processors can be equipped with different jaw types depending on your need.

- CC-jaws combi cutter.
- CR-jaws concrete crusher.
- PP-jaws primary pulverizer.
- PS-jaws secondary pulverizer.
- TS-jaws tank shear.
- S-jaws steel.

**Multi-Grapple.** The Multi-Grapple with unlimited left and right rotation is the ideal tool for stripping, sorting, handling and loading.

**Orange Peel Grapple.** Specifically designed for handling scrap and rock in recycling and transfer applications.

**Clamshell.** For some trenching applications or jobs being performed on inner city roads, a clamshell provides an ideal solution. The free-swinging tool makes it possible to dig small sized holes easily.

**Hammer.** With their wide variety of tools, Cat hammers provide the perfect match for maximum life, efficiency and productivity.

## Maximum Uptime – Service and Maintenance

*Extended service intervals and easy access reduce operating costs.*



**Extended Service Intervals.** M318C service and maintenance intervals have been extended to reduce machine service time, increase machine availability and reduce operating costs. Using S•O•S hydraulic oil change intervals can be extended from 2000 hours to 4000 hours. Engine coolant change intervals are up to 12 000 hours with using Cat Extended Life Coolant/Anti-Freeze.

**Easy, Wide Open Access.** Gull-wing doors with pneumatically assisted lift cylinders lift up effortlessly for excellent access to the engine and to all service points. An additional toolbox located under the step leading to the upper platform offers clean, dry space for the operator.

**Storage Box.** The upperstructure access incorporates a sealed and lockable storage box for personal belongings of the operator.

**Easy to Clean Coolers.** Flat fins on all coolers reduce clogging and make it easier to remove debris.

**Ground Level Service.** The design and layout of the M318C was made with the service technician in mind. The fuel water separator, engine oil filter, battery, radiator fluid level, fuel filter, engine oil gauge, hydraulic oil level, air cleaner and pilot system filter are all easily accessible at ground level allowing critical maintenance to be done quickly and efficiently.

**Front Compartment.** The front service compartment provides ground level access to the batteries, ATAAC, AC condenser and the air filter.

**Swing-Up AC Condenser.** Without using tools, the AC condenser swings up vertically to allow cleaning on both sides as well as clear access to the ATAAC.

**Fuel Tank Drain.** Located at the bottom of the upper frame, the fuel tank drain with a hose connection allows simple, spill free fluid draining.

**Air Filter.** Caterpillar Radial Seal air filters do not require tools to service them, thus reducing maintenance time. The air filter features a double-element construction and built-in precleaner for superior cleaning efficiency. When the air cleaner plugs, a warning is displayed on the monitor screen inside the cab.

**Capsule Filter.** The hydraulic return filter, a capsule filter, is situated inside the hydraulic tank. This filter prevents contaminants from entering the system when hydraulic oil is changed and keeps the operation clean.

**Engine Inspection.** The engine can be accessed from both ground level and from the upper structure. The longitudinal layout ensures that all daily inspection items can be accessed from ground level. The engine and pump compartment are separated by a steel wall.

**Water Separator.** The water separator removes water from fuel even when under pressure and is located in the engine compartment.





**Handrails and Steps.** Well-sized handrails and steps assist the operator in climbing on and off of the machine.

**Diagnostics and Monitoring.**

The M318C is equipped with S•O•S sampling ports for the hydraulic system and engine oil. A connection for the Electronic Technician (ET) is conveniently located in the cab.

**Anti-Skid “Punched-Star” Plate.**

An anti-skid punched-star plate covers the top of the steps and the upper structure to prevent slipping during maintenance.

**Electronic Technician (ET).**

The electronic engine and machine controllers provide detailed diagnostic possibility for service technicians. The ability to store both active and intermittent indicators simplifies problem diagnosis and reduces total repair time, resulting in improved machine availability and lower operating cost. ET can be used to...

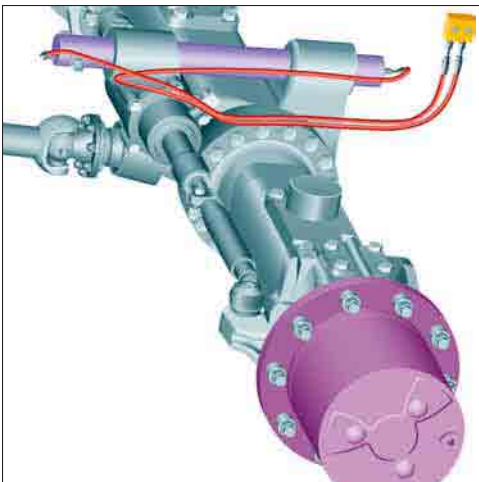
- access data stored in the engine and transmission controls via the Cat Data Link System
- display the status of parameters such as engine speed, gear engaged, control switch position, etc.
- view active and non-active diagnostic codes and clear them after repair
- perform diagnostic tests and calibrations of electro-hydraulic components
- view current configuration and change parameter settings
- flash new Caterpillar software into the Electronic Control Modules

A customer version of ET is also available for your fleet of Caterpillar equipment. Contact your Caterpillar dealer.

**Scheduled Oil Sampling (S•O•S)**

**Analysis.** Caterpillar has specially developed S•O•S to help ensure better performance, longer life and increased customer satisfaction. It is a thorough and reliable early warning system which detects traces of metals, dirt and other contaminants in your engine, axle and hydraulic oil. It can predict potential trouble early, thus avoiding costly failures. Your Caterpillar dealer can give you results and specific recommendations shortly after receiving your sample. Each S•O•S test can provide specific types of diagnosis:

- **Oil condition analysis** identifies loss of lubricating properties by quantifying combustion products such as soot, sulfur, oxidation and nitrates.
- **Wear analysis** monitors component wear by detecting, identifying and assessing the amount and type of metal wear elements found in the oil.
- **Chemical and physical test** detect the physical presence of unwanted fluids (water, fuel, antifreeze).



**Remote Greasing Block.** A greasing block is located in the engine compartment on the upper carriage, with two grease points for the swing bearing and one for the front end attachment. This delivers grease to hard-to-reach locations. For the lower undercarriage, two remote blocks give easy access for greasing to the oscillating axle and, as an option, the dozer blade.

**Hydraulic Tank Drain.** The hydraulic tank drain enables simple, spill-free fluid changes.

## Lower Operating Costs

*Improvements in operating costs provide a long-term investment.*



**Fuel Consumption.** The new EU Stage II and US EPA Tier II, electronically controlled engine, new fuel injection system and new ATAAC combine to provide outstanding fuel consumption during both production and traveling. The Automatic Engine Speed Control reduces idle speed when the implements are not active to further improve fuel consumption.

**Filter Change Intervals.** 2000 hours hydraulic oil and 500 hours engine oil filter change intervals save time and money.

Your Caterpillar dealer can provide you with detailed calculations and simulations of how our low operating costs can benefit your particular application.

### **Hydraulic Oil Change Intervals.**

With the aid of S•O•S sampling hydraulic oil change intervals can be extended from 2000 hours to an average of 4000 hours.

### **Rebuildable Components.**

Many of the major components used in the M318C are designed for re-manufacturing. This means you have high-quality, certified rebuilt replacement parts available at a fraction of the cost of new parts. There is less scrap for disposal.

## Maximum uptime – Reliability

*Caterpillar standard features help to increase machine uptime.*



### **Caterpillar Braided Harnesses.**

Designed and manufactured to resist the most severe conditions. Harnesses are made of large section, colored and number-coded wires with the complete harness being protected by an abrasion resistant braiding. Harnesses are properly routed and securely clamped to ensure their reliability and life.

**XT-6 ES Hoses.** Premium quality rubber, precision 4-ply wire reinforcement and exclusive reusable couplings are all unique features of Cat hoses which deliver top performance and long life. O-Ring face seals provide positive sealing for reliable and leak-free connections.

**Caterpillar Batteries.** Caterpillar maintenance-free, high output batteries are designed for high cranking power and maximum protection against vibration.

**Fuel Filters.** Cat high efficiency fuel filters with a Stay-Clean Valve™ feature cellulose/synthetic blend media that remove more than 98 percent of particles that are two microns or larger, increasing fuel injector life.



## Complete Customer Support

*Cat dealer services help you operating longer with lower costs.*



**Services.** Customer Service is critical today in every business. That's why so many people buy Cat equipment. They know they are getting quality reliability and performance backed-up with the best Customer Service. Your Caterpillar dealer offers a wide range of services that can be set up under a Customer Support Agreement. The dealer will help you choose a plan that can cover the whole machine including work tools, to help you getting the best out of your investment.

**Product Support.** You will find a solution for your parts requirements at your dealer. Cat dealers utilize a worldwide network to find in-stock parts to minimize downtime. In addition your dealer can offer alternative solutions like Reman, Classic Parts and quality used parts to save money on original Caterpillar components.

**Service Capability.** Whether in the dealer's fully equipped shop or in the field, you will get highly trained service technicians using the latest technology and tools.

**Maintenance.** More and more equipment buyers are planning for effective maintenance before buying equipment. Choose from your dealer's wide range of maintenance services at the time you purchase your machine. Repair option programs guarantee the cost of repairs up front. Diagnostic programs such as S•O•S Fluid Analysis and Technical Analysis help you avoid unscheduled repairs.

**Selection.** Make detailed comparisons of the machines you are considering before you buy. How long do components last? What is the cost of preventive maintenance? Your Cat dealer can give you precise answers to these questions to make sure you operate your machines at the lowest cost.

**Purchase.** Consider the financing options available as well as day-to-day operating costs. This is also the time to look at dealer services that can be included in the cost of the machine to yield lower equipment and owning and operating costs over the long run.

**Operation.** Improving operating techniques can boost your profits. Your Cat dealer has training material and ideas to help you increase productivity.

**Replacement.** Repair, rebuild or replace? Your Cat dealer can help you evaluate the cost involved so you can make the right choice.

## Engine

Cat 3056E DIT ATAAC diesel engine	
Ratings	2000 rpm
Net power	
ISO 9249	113 kW/154 hp
EEC 80/1269	113 kW/154 hp
Bore	100 mm
Stroke	127 mm
Displacement	6.0 liters
Cylinders	6
Maximum torque at 1400 rpm	675 Nm

- All engine horsepower (hp) are metric including front page.
- The 3056E engine meets EU directive 97/68/EC Stage II emission requirements.
- Net power advertised is the power available at the flywheel when the engine is equipped with fan, air cleaner, muffler, and alternator.
- No engine derating is required below 3000 m altitude.

## Swing Mechanism

Swing speed	10.5 rpm
Swing torque	40.1 kNm
Maximum flow	80 l/min
Maximum pressure	370 bar

## Tires

- Standard
- 10.00-20 (dual pneumatic)
- Optional
- 11.00-20 (dual pneumatic)
  - 18 R 19.5 XF (single pneumatic)
  - 600/40-22.5 (single pneumatic)
  - 10.00-20 (dual solid rubber)

## Hydraulic System

Tank capacity	170 liters
System	255 liters
Maximum pressure	
Implements	350 bar
Travel	350 bar
Maximum flow	280 and 112 l/min
Pilot system	
Maximum pressure	31 bar

## Transmission

1st gear, forward/reverse	8 km/h
2nd gear, forward/reverse	20/25/30/34 km/h
Creeper speed (first gear)	3 km/h
Creeper speed (second gear)	13 km/h
Drawbar pull	99.2 kN
Maximum Gradeability	64%

## Undercarriage

Maximum steering angle	35°
Oscillation axle angle	± 9°
Minimum turning radius (outside of tire)	6600 mm
Minimum turning radius (end of VA boom)	7400 mm
Minimum turning radius (end of Mono boom)	8800 mm
Ground clearance	375 mm

## Service Refill Capacities

	Liter
Fuel tank capacity	385
Cooling	39
Engine crankcase	16
Rear axle housing (differential)	14
Front steering axle (differential)	10.5
Final drive	2.5
Powershift transmission	2.5

## Cab

FOGS meets ISO 10262.

## Sound

Low sound, low vibration. The 3056E design improves operator comfort by reducing sound and vibration. The M318C was awarded the German Blue Angel for low spectator sound levels.

### Operator Sound

- The operator sound level measured according to the procedures specified in ISO 6396:1992 is  $L_{PA}$  72 dB(A), for cab offered by Caterpillar, when properly installed and maintained and tested with the doors and windows closed.
- Hearing protection may be needed when operating with an open cab for extended periods or in a noisy environment.

### Exterior Sound

- The labeled spectator sound power level measured according to the test procedures and conditions specified in 2000/14/EC is  $L_{WA}$  102 dB(A).

## Weights

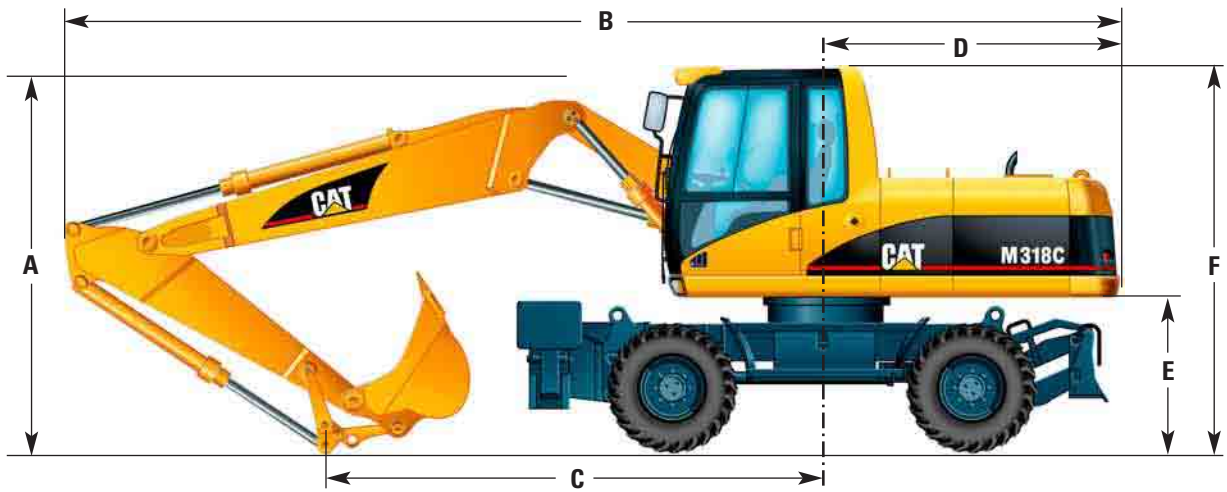
Average operating weights include a general purpose bucket, 100% fuel and an operator.

VA boom	kg
rear dozer only	18 300
rear dozer, front outriggers	19 350
front and rear outriggers	19 650
One-piece boom	
rear dozer only	17 800
rear dozer, front outriggers	18 850
front and rear outriggers	19 150
Dozer blade	760
Outriggers	1020
Counterweight	4000

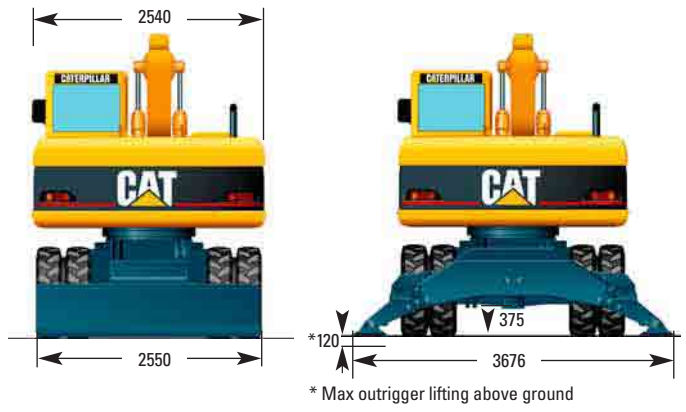


# Dimensions

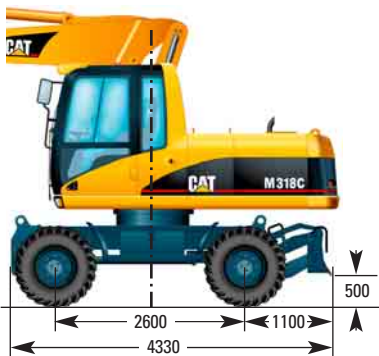
All dimensions are approximate – measured in mm.



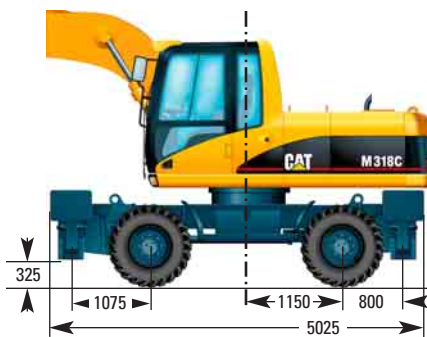
	VA boom mm	One-piece boom mm
<b>A</b> Shipping height		
2200 mm stick	3170	3190
2500 mm stick	3170	3210
2800 mm stick	3300	3330
<b>B</b> Shipping length		
2200 mm stick	8870	8870
2500 mm stick	8850	8960
2800 mm stick	8820	8950
<b>C</b> Support Point		
2200 mm stick	3920	3810
2500 mm stick	3650	3490
2800 mm stick	3510	3310
<b>D</b> Tail swing radius	2500	2500
<b>E</b> Counterweight clearance	1275	1275
<b>F</b> Cab height	3170	3170
with 1200 mm fixed cab riser	4370	4370
Overall machine width		
Standard gauge axle	2550	2550
Wide gauge axle	2750	2750



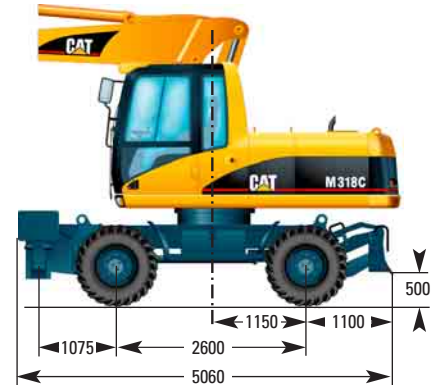
## Undercarriage with dozer only



## Undercarriage with 2 sets of outriggers



## Undercarriage with 1 set of outriggers and dozer



# Bucket Specifications

Contact your Caterpillar dealer for special bucket requirements.  
Buckets are available to fit the Cat quick coupler.

## Buckets without Quick Coupler





				Variable adjustable boom 5260 mm									One-piece boom 5350 mm											
				2200 mm			2500 mm			2800 mm			2200 mm			2500 mm			2800 mm					
Stick length	Width	Weight*	Capacity (ISO)	Free on Wheels	Dozer lowered	1 set of stabilizer lowered	Fully stabilized	Free on Wheels	Dozer lowered	1 set of stabilizer lowered	Fully stabilized	Free on Wheels	Dozer lowered	1 set of stabilizer lowered	Fully stabilized	Free on Wheels	Dozer lowered	1 set of stabilizer lowered	Fully stabilized	Free on Wheels	Dozer lowered	1 set of stabilizer lowered	Fully stabilized	
																								mm
Excavation	600	481	0.38																					
	750	510	0.52																					
	900	572	0.65																					
	1000	606	0.75																					
	1100	638	0.84																					
	1200	683	0.94																					
	1300	715	1.03																					
	1400	749	1.13																					
Extreme Excavation	1200	717	0.94																					
	1300	750	1.03																					

## Buckets and Quick Coupler

				Variable adjustable boom 5260 mm									One-piece boom 5350 mm											
				2200 mm			2500 mm			2800 mm			2200 mm			2500 mm			2800 mm					
Stick length	Width	Weight**	Capacity (ISO)	Free on Wheels	Dozer lowered	1 set of stabilizer lowered	Fully stabilized	Free on Wheels	Dozer lowered	1 set of stabilizer lowered	Fully stabilized	Free on Wheels	Dozer lowered	1 set of stabilizer lowered	Fully stabilized	Free on Wheels	Dozer lowered	1 set of stabilizer lowered	Fully stabilized	Free on Wheels	Dozer lowered	1 set of stabilizer lowered	Fully stabilized	
																								mm
Excavation	600	700	0.38																					
	750	738	0.52																					
	900	766	0.65																					
	1000	800	0.75																					
	1100	832	0.84																					
	1200	877	0.94																					
	1300	908	1.03																					
	1400	940	1.13																					
Extreme Excavation	1200	911	0.94																					
	1300	944	1.03																					

\* Bucket weight includes general duty tips.

\*\* Bucket weight includes CW30 quick coupler and general duty tips.

	Maximum Material density 1800 kg/m <sup>3</sup>
	Maximum Material density 1500 kg/m <sup>3</sup>
	Maximum Material density 1200 kg/m <sup>3</sup>
	Not Recommended



# Work Tools Matching Guide
















When choosing between various work tool models that can be installed onto the same machine configuration, consider work tool application, productivity requirements, and durability. Refer to work tool specifications for application recommendations and productivity information.

Without quick coupler		Variable adjustable boom 5260 mm									One-piece boom 5350 mm												
		Dozer lowered			2 sets of stabilizer lowered			Dozer and stabilizer lowered			Dozer lowered			2 sets of stabilizer lowered			Dozer and stabilizer lowered						
		2200	2500	2800	2200	2500	2800	2200	2500	2800	2200	2500	2800	2200	2500	2800	2200	2500	2800				
Hammers		H115 s, H120C s																					
Multiprocessors	MP15	x	x	x									x	x	x								
	MP20	x	x	x		x	x		x	x	x	x	x		x	x		x	x		x	x	
Crushers and Pulverizers	VHC-30	x	x	x									x	x	x								
	VHC-40	x	x	x		x	x		x	x	x	x	x		x	x		x	x		x	x	
	VHP-30		x	x										x	x								
	VHP-40	x	x	x	x	x	x	x	x	x	x	x	x		x	x		x	x		x	x	
360° rotatable Shears (boom mounted)	S320																						
	S325	x	x	x									x	x	x								
Multi-Grapples	G315B	D	x	x	x									x	x								
		R	x	x	x									x	x								
	G320B	D, R	x	x	x		x	x		x	x	x	x	x		x	x		x	x		x	x
Compactors	CVP75																						
Digging Clamshell Buckets	GG5-25																						
	GG5-35	x	x	x									x	x	x								
Transfer Clamshell Buckets	GOS-25	460/520/580																					
		750/900		x	x									x	x								
		980/1140	x	x	x									x	x	x							
	GOS-35	620/700/780	x	x	x									x	x	x							
		1050/1260	x	x	x			x					x	x	x	x							
		1460/1670	x	x	x			x	x					x	x	x			x				x
Orange Peel Grapples	GSM-25	400/500																					
		5 tines	600/800	x	x	x								x	x	x							
	GSM-35	500/600	x	x	x									x	x	x							
		5 tines	800/1000	x	x	x			x					x	x	x			x				x
	GSH15B	400		x	x										x								
		5 tines	500/600	x	x	x								x	x	x							
		800	x	x	x									x	x	x							
	GSH15B	400/500			x										x								
		4 tines	600/800	x	x	x								x	x	x							
	GSH20B	600	x	x	x									x	x	x							
5 tines		800/1000	x	x	x			x					x	x	x			x				x	
GSH20B	600	x	x	x									x	x	x								
	4 tines	800/1000	x	x	x			x					x	x	x								
<b>With quick coupler</b>																							
Quick Couplers	CW-30, 30S																						
Multiprocessors	MP15	x	x	x			x				x	x	x	x									
	MP20	x	x	x		x	x		x	x	x	x	x	x		x	x		x	x		x	x
Crushers and Pulverizers	VHC-30	x	x	x			x				x	x	x	x			x				x		
	VHC-40	x	x	x		x	x		x	x	x	x	x	x		x	x		x	x		x	x
	VHP-30	x	x	x									x	x	x								
	VHP-40	x	x	x	x	x	x	x	x	x	x	x	x	x		x	x		x	x		x	x
Multi-Grapples	G315B	D, R	x	x	x								x	x	x								
	G320B	D, R	x	x	x		x	x		x	x	x	x	x		x	x		x	x		x	x
Compactors	CVP75																						
















- 360° Working Range
- Over the front only
- Available
- Maximum Material density 3000 kg/m<sup>3</sup>
- Maximum Material density 1800 kg/m<sup>3</sup>
- Maximum Material density 1200 kg/m<sup>3</sup>
- × Not Compatible

# Lift capacities

with 5260 mm Variable adjustable boom, and Quick Coupler CW. All weights are in kg.


















Stick 2200 mm		Undercarriage configuration	3.0 m			4.5 m			6.0 m			7.5 m						m
																		
6.0 m	Rear dozer up				*5800			5000	4900									
	Rear dozer down				*5800	*5800		5700		*5300								
	Rear stab down				*5800	*5800			*5300	4200								
	2 sets stab down				*5800			*5800	*5300									
	Dozer and stab down				*5800			*5800	*5300									
4.5 m	Rear dozer up	*8700			*8700			4900	4900									
	Rear dozer down		*8700		*8700			5500		*5600								
	Rear stab down		*8700		*8700			6600		*5600								
	2 sets stab down	*8700			*8700	*6700		*6700	*5600									
	Dozer and stab down	*8700			*8700	*6700		*6700	*5600									
3.0 m	Rear dozer up	*8800			8600	7400		4700	4900									
	Rear dozer down		*8800		*8800			5400		*6200								
	Rear stab down		*8800		*8800			6400		*6200								
	2 sets stab down	*8800			*8800	*8100		*8100	*6200									
	Dozer and stab down	*8800			*8800	*8100		7600	*6200									
1.5 m	Rear dozer up	*11 400			8300	7300		4700	4900									
	Rear dozer down		*11 400		*9600			5300		*6600								
	Rear stab down		*11 400		*11 400			*9200	*6300	*6400								
	2 sets stab down	*11 400			*11 400	*9200		8800	*6600									
	Dozer and stab down	*11 400			*11 400	*9200		7500	*6600									
0 m	Rear dozer up	*13 900			8100	*7300		4500	4700									
	Rear dozer down		*13 900		9500			5200		*6800								
	Rear stab down		*13 900		11 900			6300		6500								
	2 sets stab down	*13 900			*13 900	*9400		*8900	*6800									
	Dozer and stab down	*13 900			*13 900	*9400		7600	*6800									
-1.5 m	Rear dozer up	14 500			7800	7300		4300	4400									
	Rear dozer down		*15 200		9200			5000		*6900								
	Rear stab down		*15 200		11 700			6100		6400								
	2 sets stab down	*15 200			15 200	*9500		9200	*6900									
	Dozer and stab down	*15 200			14 800	*9500		7500	*6900									
-3.0 m	Rear dozer up	14 700			7800	7000		4100	4300									
	Rear dozer down		*15 700		9200			4700		*4600								
	Rear stab down		*15 700		11 700			5800		*4600								
	2 sets stab down	*15 700			*15 700	*9300		8900	*4600									
	Dozer and stab down	*15 700			*15 100	*9300		7200	*4600									

## Stick 2500 mm

Stick 2500 mm		Undercarriage configuration	3.0 m			4.5 m			6.0 m			7.5 m						m
																		
6.0 m	Rear dozer up									*4800								
	Rear dozer down									*4800								
	Rear stab down									*4800								
	2 sets stab down									*4800								
	Dozer and stab down									*4800								
4.5 m	Rear dozer up					*6200			4900	4900								
	Rear dozer down					*6200	*6200		5500		*5400							
	Rear stab down					*6200	*6200		6200		*5400							
	2 sets stab down					*6200			*5400		*5400							
	Dozer and stab down					*6200	*6200		*5400		*5400							
3.0 m	Rear dozer up	*9500			8500	7400		4700	4800									
	Rear dozer down		*9500		*9500			5400		*6000								
	Rear stab down		*9500		*9500			6400		*6000								
	2 sets stab down	*9500			*9500	*7800		*7800	*6000									
	Dozer and stab down	*9500			*9500	*7800		7600	*6000									
1.5 m	Rear dozer up	*11 200			8300	7300		4600	4800									
	Rear dozer down		*11 200		9500			5300		*6500								
	Rear stab down		*11 200		*11 200			*9000	*6300	6400								
	2 sets stab down	*11 200			*11 200	*9000		8800	*6500									
	Dozer and stab down	*11 200			*11 200	*9000		7400	*6500									
0 m	Rear dozer up	*13 300			8200	7300		4500	4700									
	Rear dozer down		*13 300		9600			5200		*6700								
	Rear stab down		*13 300		11 800			6300		6400								
	2 sets stab down	*13 300			*13 300	*9300		*8800	*6700									
	Dozer and stab down	*13 300			*13 300	*9300		7500	*6700									
-1.5 m	Rear dozer up	14 300			7800	7300		4300	*4500									
	Rear dozer down		*15 100		9200			5000		*6900								
	Rear stab down		*15 100		11 700			6100		6400								
	2 sets stab down	*15 100			*15 100	*9400		9000	*6900									
	Dozer and stab down	*15 100			14 700	*9400		7500	*6900									
-3.0 m	Rear dozer up	14 600			7800	7000		4100	4300									
	Rear dozer down		*15 600		9100			4800		*5700								
	Rear stab down		*15 600		11 600			5900		*5700								
	2 sets stab down	*15 600			*15 600	*9700		9000	*5700									
	Dozer and stab down	*15 600			15 100	*9700		7300	*5700									
-4.5 m	Rear dozer up	*11 400			7600													
	Rear dozer down		*11 400		9000													
	Rear stab down		*11 400		*11 400													
	2 sets stab down	*11 400			*11 400													
	Dozer and stab down	*11 400			*11 400													



**Stick**  
2800 mm

		Undercarriage configuration	3.0 m			4.5 m			6.0 m			7.5 m						m
																		
6.0 m		Rear dozer up Rear dozer down Rear stab down 2 sets stab down Dozer and stab down							*4400		3200							
										*4400	3700							
										*4400	4300							
									*4400		*4400							
									*4400		*4400							
4.5 m		Rear dozer up Rear dozer down Rear stab down 2 sets stab down Dozer and stab down				*5300			*4900		3200	3400			2100			
							*5300		*5300		3600			*3800	2400			
								*5300	*5300		4300			*3800	2900			
						*5300			*5100		*5100	*3800			*3800			
						*5300			*5100		*5100	*3800			3500			
3.0 m		Rear dozer up Rear dozer down Rear stab down 2 sets stab down Dozer and stab down	*9300		8600	*7400			4800	4800	3100	3400			2100	*1900		1500
				*9300	*9300		*7400		5400		3500			2400		*1900		1700
				*9300	*9300		*7400		6400		4200			2900		*1900		*1900
			*9300		*9300	*7400			*7400	*5800	*5800	*4900		4100	*1900		*1900	*1900
			*9300		*9300	*7400			*7400	*5800	5000	*4900		3500	*1900		*1900	*1900
1.5 m		Rear dozer up Rear dozer down Rear stab down 2 sets stab down Dozer and stab down	*11 700		8300	7200			4600	4800	3100	3300			2000	*2000		1400
				*11 700	9500		*8700		5300		3500			2300		*2000		1700
				*11 700	11 700		*8700		6200		4200		5000	2800		*2000		*2000
			*11 700		*11 700	*8700			*8700	*6400	5800	*5100		4100	*2000		*2000	*2000
			*11 700		*11 700	*8700			7400	*6400	4900	*5100		3400	*2000		*2000	*2000
0 m		Rear dozer up Rear dozer down Rear stab down 2 sets stab down Dozer and stab down	*13 200		8300	7200			4600	*4800	3000	3200			1900	*2200		1400
				*13 200	9500		*9300		5200		3400			2200		*2200		1700
				*13 200	11 700		*9300		6300		4100		5000	2700		*2200		2100
			*13 200		*13 200	*9300			*8800	*6700	5800	*5200		4000	*2200		*2200	*2200
			*13 200		*13 200	*9300			7500	*6700	4900	*5200		3300	*2200		*2200	*2200
-1.5 m		Rear dozer up Rear dozer down Rear stab down 2 sets stab down Dozer and stab down	14 200		7800	7300			4300	4500	2700	3100			1800	*2500		1600
				*14 900	9200		*9400		5000		3200			2100		*2500		1800
				*14 900	11 700		*9400		6100		3900		*4700	2600		*2500		2300
			*14 900		*14 900	*9400			8900	*6800	5700	*4700		3900	*2500		*2500	*2500
			*14 900		14 500	*9400			7500	*6800	4700	*4700		3200	*2500		*2500	*2500
-3.0 m		Rear dozer up Rear dozer down Rear stab down 2 sets stab down Dozer and stab down	14 500		7700	7100			4200	4300	2600					*3100		1900
				*15 400	9100		*9700		4800		3000					*3100		2200
				*15 400	11 600		*9700		6000		3700					*3100		2800
			*15 400		*15 400	*9700			9000	*6300	5500					*3100		*3100
			*15 400		15 000	*9700			7400	*6300	4500					*3100		*3100
-4.5 m		Rear dozer up Rear dozer down Rear stab down 2 sets stab down Dozer and stab down	*13 200		7600	*6500			4000									
				*13 200	9000		*6500		4600									
				*13 200	11 500		*6500		5700									
			*13 200		*13 200	*6500			*6500									
			*13 200		*13 200	*6500			*6500									



Load Point Height



Load Radius Over Front



Load Radius Over Rear



Load Radius Over Side


























Load at Maximum Reach

\* Limited by hydraulic rather than tipping load.

























The above loads are in compliance with hydraulic excavator lift capacity ratings standard ISO 10567, they do not exceed 87% of hydraulic lifting capacity or 75% of tipping capacity. Weight of all tools and lifting accessories must be deducted from the above lifting capacities.

# Lift capacities

with 5350 mm One-piece boom and Quick Coupler CW. All weights are in kg.



















Stick 2200 mm		Undercarriage configuration	3.0 m			4.5 m			6.0 m			7.5 m						m
																		
6.0 m		Rear dozer up							4900		3100							
		Rear dozer down								*5200		3500						
4.5 m		Rear dozer up				*6500		4700	4800		3000							
		Rear dozer down				*6500		5400		*5500		3400						
3.0 m		Rear dozer up				7200		4300	4600		2800	3200	2000	2900		1700	8.22	
		Rear dozer down					*8000	5000		*6100	3200	2300	2800	3000	*3000	2000		
1.5 m		Rear dozer up				6800		4000	4400		2700	3200	1900	2700		1700	8.31	
		Rear dozer down					*9200	4600		*6600	3100	2200	2700	2700	*3200	1900		
0 m		Rear dozer up				6600		3800	4300		2600	3100	1900	2800		1700	8.09	
		Rear dozer down					*9400	4400		*6800	3000	2200	2600	2800	*3500	1900		
-1.5 m		Rear dozer up				6500		3800	4200		2500			3100		1900	7.53	
		Rear dozer down					*8800	4400		*6500	2900	2200	2600	2700	*4100	1900		
-3.0 m		Rear dozer up	*9800		7100	6600		3800	4300		2600			3900		2300	6.53	
		Rear dozer down		*9800	8400		*7300	4400		*5100	3000	2200	2600	2700	*4400	1900		

## Stick 2500 mm

Stick 2500 mm		Undercarriage configuration	3.0 m			4.5 m			6.0 m			7.5 m						m
																		
6.0 m		Rear dozer up								*4800		3100						
		Rear dozer down								*4800		3500						
4.5 m		Rear dozer up							4800		3000	3300	2000					
		Rear dozer down								*5200	3400	*3600	2300	2800	*3600			
3.0 m		Rear dozer up				7300		4400	4600		2900	3200	2000	*2300		1600	8.53	
		Rear dozer down					*7700	5000		*5900	3300	*5000	2300	2300	*2300	1900		
1.5 m		Rear dozer up				6800		4000	4400		2700	3200	1900	*2500		1500	8.62	
		Rear dozer down					*9000	4600		*6500	3100	2200	2700	2700	*2500	1800		
0 m		Rear dozer up				6600		3800	4300		2500	3100	1800	2600		1600	8.41	
		Rear dozer down					*9400	4400		*6800	2900	4900	2100	2700	*2700	1800		
-1.5 m		Rear dozer up	*8100		6800	6500		3700	4200		2500			2900		1700	7.88	
		Rear dozer down		*8100	8100		*9000	4300		*6600	2900			3100	*3100	2000		
-3.0 m		Rear dozer up	*10 600		7000	6500		3800	4200		2500			3500		2100	6.93	
		Rear dozer down		*10 600	8300		*7700	4400		*5500	2900			4000	*4000	2400		
-4.5 m		Rear dozer up				*4800		4000										
		Rear dozer down					*4800	4600										



**Stick**  
2800 mm

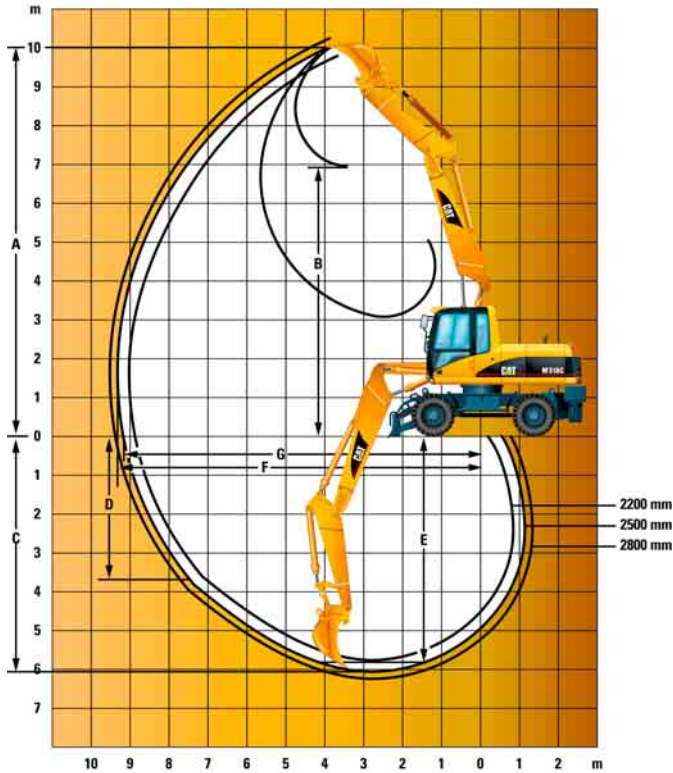
		Undercarriage configuration	3.0 m			4.5 m			6.0 m			7.5 m						m		
																				
6.0 m		Rear dozer up Rear dozer down Rear stab down 2 sets stab down Dozer and stab down							*4500		3200									
										*4500	3600									
										*4500	4300									
											*4500									
											*4500									
											*4500									
4.5 m		Rear dozer up Rear dozer down Rear stab down 2 sets stab down Dozer and stab down							4800		3100	3300			2100					
										*5000	3500			*3900	2400					
										*5000	4200			*3900	2900					
											*5000			*3900	2900					
											*5000			*3900	3500					
3.0 m		Rear dozer up Rear dozer down Rear stab down 2 sets stab down Dozer and stab down				*7300		4400	4600		2900	3300		2000	*2100	1500	8.81			
							*7300	5100		*5700	3300		2300	*2100	1800					
								6200		*5700	4000		2800	*2100	1800					
						*7300		*7300		*5700			4100	*2100	*2100					
						*7300		7100		*5700			3400	*2100	*2100					
1.5 m		Rear dozer up Rear dozer down Rear stab down 2 sets stab down Dozer and stab down				6800		4000	4400		2700	3200		1900	*2200	1500	8.90			
							*8700	4600		*6400	3100		2200	*2200	1700					
							*8700	5700		*6400	3800		2700	*2200	*2100					
						*8700		*8700		*6400			4000	*2200	*2200					
						*8700		7100		*6400			3300	*2200	*2200					
0 m		Rear dozer up Rear dozer down Rear stab down 2 sets stab down Dozer and stab down	*4700		*4700	6600		3800	4300		2500	3100		1800	*2400	1400	8.70			
				*4700	*4700		*9400	4400		*6700	2900		2100	*2400	1700					
				*4700	*4700		*9400	5500		6200	3600		2600	*2400	2100					
			*4700		*4700	*9400		8500	*6700		5400	*5200		3900	*2400	*2200				
			*4700		*4700	*9400		6800	*6700		4400	*5200		3200	*2400	*2200				
-1.5 m		Rear dozer up Rear dozer down Rear stab down 2 sets stab down Dozer and stab down	*7800		6700	6400		3700	4200		2500	3000		1800	2700	1600	8.19			
				*7800	*7800		*9100	4300		*6600	2800		2100	*2800	1900					
				*7800	*7800		*9100	5400		6100	3500		2600	*2800	2300					
			*7800		*7800	*9100		8300	*6600		5300	*5000		3800	*2800	*2800				
			*7800		*7800	*9100		6700	*6600		4400	*5000		3200	*2800	*2800				
-3.0 m		Rear dozer up Rear dozer down Rear stab down 2 sets stab down Dozer and stab down	*11 300		6900	6500		3700	4200		2500			3200		1900	7.29			
				*11 300	8100		*8000	4300		*5800	2900			*3500	2200					
				*11 300	10 500		*8000	5400		*5800	3500			*3500	2700					
			*11 300		*11 300	*8000		8000	*5800		5300			*3500	*3500	*3500				
			*11 300		*11 300	*8000		6700	*5800		4400			*3500	3400					
-4.5 m		Rear dozer up Rear dozer down Rear stab down 2 sets stab down Dozer and stab down	*7800		7100	*5600		3900												
				*7800	*7800		*5600	4500												
				*7800	*7800		*5600	5600												
			*7800		*7800	*5600		5600												
			*7800		*7800	*5600		5600												



\* Limited by hydraulic rather than tipping load.  
The above loads are in compliance with hydraulic excavator lift capacity ratings standard ISO 10567, they do not exceed 87% of hydraulic lifting capacity or 75% of tipping capacity. Weight of all tools and lifting accessories must be deducted from the above lifting capacities.

## VA Boom Working Ranges

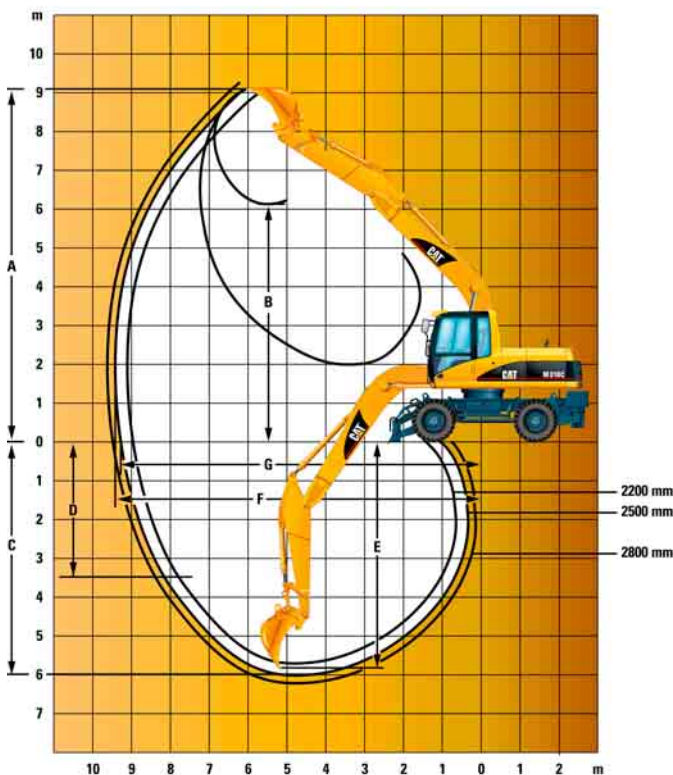
5260 mm Variable adjustable boom, quick coupler and bucket.



Stick Length	mm	2200	2500	2800
<b>A</b> Maximum Digging Height	mm	9710	10 000	10 210
<b>B</b> Maximum Dump Height	mm	6700	6970	7190
<b>C</b> Maximum Digging Depth	mm	5750	6060	6360
<b>D</b> Maximum Vertical Wall Digging Depth	mm	3220	3680	3960
<b>E</b> Maximum Depth 2500 mm Straight Clean-up	mm	5538	5865	6179
<b>F</b> Maximum Reach	mm	9160	9470	9760
<b>G</b> Maximum Reach at Ground Level	mm	8970	9300	9590
Tip Radius	mm	1599	1599	1599
Bucket Forces (ISO 6015)	kN	118	118	118
Stick Forces (ISO 6015)	kN	95	85	79

## One-piece Boom Working Ranges

5350 mm One-piece boom, quick coupler and bucket.



Stick Length	mm	2200	2500	2800
<b>A</b> Maximum Digging Height	mm	8760	9010	9170
<b>B</b> Maximum Dump Height	mm	5900	6110	6270
<b>C</b> Maximum Digging Depth	mm	5700	6000	6300
<b>D</b> Maximum Vertical Wall Digging Depth	mm	2880	3340	3620
<b>E</b> Maximum Depth 2500 mm Straight Clean-up	mm	5488	5805	6119
<b>F</b> Maximum Reach	mm	9180	9490	9770
<b>G</b> Maximum Reach at Ground Level	mm	9000	9320	9600
Tip Radius	mm	1599	1599	1599
Bucket Forces (ISO 6015)	kN	118	118	118
Stick Forces (ISO 6015)	kN	95	85	79

## Standard Equipment

Standard equipment may vary. Consult your Caterpillar dealer for specifics.

### Operator Station

Ashtray with cigarette lighter  
Air conditioner with automatic climate control  
Bolt-on FOGS capability  
Bottom mounted parallel wiper and washer  
Coat hook  
Drink holder  
Filtered ventilation  
Floor mat, washable  
Fully adjustable suspension seat  
Heater and defroster  
Joysticks, adjustable  
LH console, tiltable  
Light, interior  
Literature holder  
Low fuel indicator light  
Openable two-piece front windscreen  
Parking brake  
Pre-wired radio mounting  
Polycarbonate skylight  
Power supply 12V – 7A  
Retractable seat belt  
Steering column, tiltable  
Storage compartment suitable for a lunch box  
Sunscreen

### Language display WEX Multipro

Clock with 10-day backup battery  
Filter / fluid change information  
Gauges for fuel level, engine coolant temperature and hydraulic oil temperature  
Headlights indicator  
Indicator for engine dial setting  
Pre-start level check for hydraulic oil and engine coolant  
Turn signal indicator  
Warning messages  
Working hour information

### Engine

Automatic engine speed control  
Automatic starting aid  
Cat 3056E DIT ATAAC Stage II engine, turbocharged with air-to-air aftercooler  
Muffler

### Undercarriage

10.00-20 16 PR tires  
HD-axles, with advanced disc brake system and advanced travel motor with adjustable braking force  
Oscillating front axle with remote greasing

Pin-on design preparation for dozer blade and outriggers  
Toolbox in undercarriage  
Two-piece drive shaft  
Upper carriage storage box

### Hydraulics

Cat XT-6 ES hoses  
Load-sensing plus hydraulic system  
Manual work modes (economy, power, travel)  
Oil cooler  
Overload warning device  
Separate swing pump  
Stick regeneration circuit

### Electrical

Alternator, 75A  
Boom working light  
Heavy-duty maintenance-free batteries  
Horn  
Main shut-off switch  
Roading lights

### Other equipment

Automatic swing brake  
Door locks and caps locks with Caterpillar one-key security system  
Lockable Tool Box in upper frame  
Mirrors, frame and cab

## Optional Equipment

Optional equipment may vary. Consult your Caterpillar dealer for specifics.

### Operator Station

Falling objects guard  
Fixed cab riser (1200 mm)  
Fixed one-piece front windscreen  
Headrest  
Lid for storage compartment  
Travel speed lock  
Vandalism guard  
Visor, rain protection, polycarbonate  
WEX comfort seat with seat heating and air suspension

### Electrical

Back-up alarm  
Refueling pump  
Rotating beacon  
Working lights, cab mounted (front and rear)

### Booms and Sticks

Hydraulically adjustable boom (5260 mm)  
One-piece-boom (5350 mm)  
Sticks:  
2200 mm, 2500 mm, 2800 mm  
Industrial: 3300 mm

### Undercarriage

Dozer blade, front or rear mounted  
Optional tires  
Outriggers, front or rear mounted  
Remote dozer blade greasing  
Second storage box for undercarriage  
Wide dozer blade, front or rear mounted  
Wide gauge axles (2750 mm)

### Hydraulics

Control group for quick coupler  
Generator valve with priority function  
Hammer valve  
Hydraulic lines for quick coupler – boom and stick  
Lowering control devices for boom and stick  
Multifunction valve, provides up to 5 programmed tools and tool selection from the cab (including hammer function)  
Proportional medium pressure function  
Synthetic ester based biodegradable hydraulic oil

### Other equipment

Adjustable hydraulic sensitivity  
Cat Machine Security System (MSS)  
Custom paint  
Joystick steering



# M318C Wheel Excavator

HEHH2839-2 (05/2005) hr

Materials and specifications are subject to change without notice.  
Featured machines in photos may include additional equipment.  
See your Caterpillar dealer for available options.

[www.CAT.com](http://www.CAT.com)  
© 2005 Caterpillar  
All rights reserved

**CATERPILLAR**<sup>®</sup>