

Wheeled Scrap Handlers

ZAXIS 210W





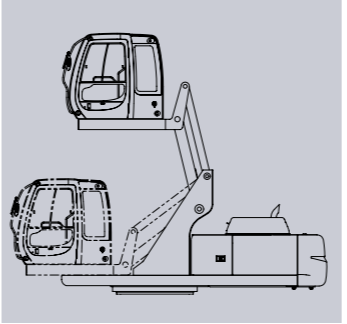
Cab Raiser (Optional) - Linkage and Lift Types - Selectable.
The Attachment Is Always in Operator's Sight

Cab Raising Height

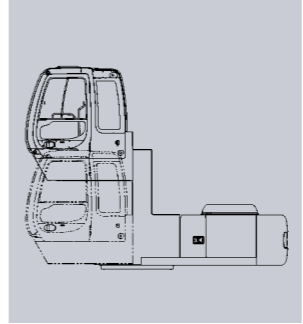
Linkage type
2.5 m

Lift type
1.5 m

● Linkage type



● Lift type

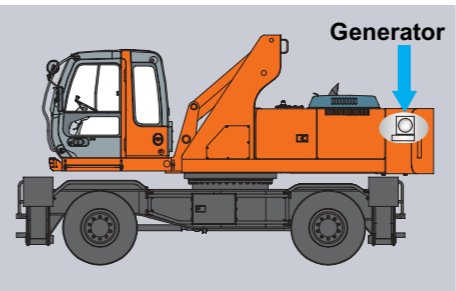


Exclusive Long Arm and Boom (Optional)

Using the exclusive long boom and arm allows efficient barge loading and unloading.



The Generator for Magnet is Built-in for Clear Rearward Visibility



Jobsite Mobility on Wheels

The wheeled undercarriage helps increase job-to-job mobility for higher job efficiency.

Different Attachments for Diverse Customer Needs

The lifting magnet and grapple are available to meet different application requirements. Two types of lifting magnets - suspending type and linkage type - are available.



Lifting magnet (suspending type)

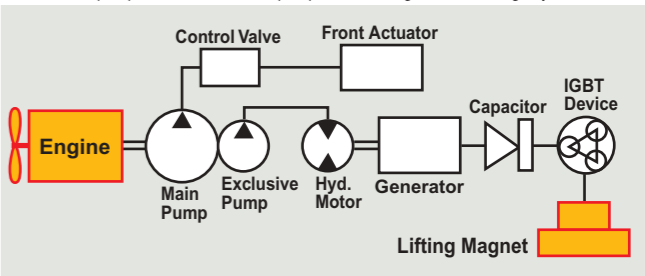
Grapple

Stable Electric Power Supply

The electric power generator system supplies the magnet continuously with power. The generated power is charged at a capacitor and applied to the magnet when needed using the IGBT system. (IGBT: Insulated Gate Bipolar Transistor)

Electric Power Generation System

An dedicated pump is attached to main pump to drive the generator through hydraulic motor.



● Lifting Magnet Classification

Classification	Magnet Dia	φ1 100	φ1 300	φ1 500
Class-1 Scrap*	kg	600 - 450	900 - 700	1 300 - 1 050
Class-2 Scrap**	kg	250 - 150	350 - 250	500 - 350

* High-grade scrap mainly comprising cut steel pieces
** Low-grade scrap of different materials and shapes, with less apparent specific gravity

Four-Outrigger for Better Stability

Four outriggers can extend at one touch to increase operational stability.



Disc Brakes for Four Wheels

With disc brakes, ample braking forces are applied to four wheels for safer travel.

Environmentally Friendly Designs

■ Use of Lead-free Wires

■ Biodegradable Hydraulic Oil (Optional)

In soil or water, biodegradable hydraulic oil can be decomposed into water and carbon dioxide gas to preserve the environment.

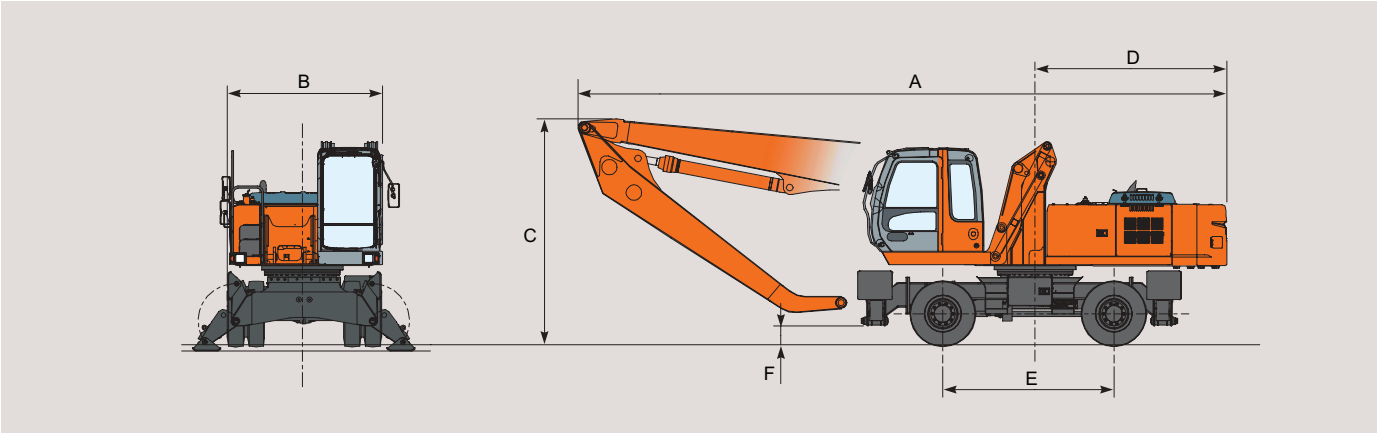
■ Identified Resin Parts

Resin parts, made of polypropylene, ABS or the like, are marked for easy recycling.

Wheeled Scrap Handlers



Dimensional Diagram



Specifications

Unit : mm

Model		ZAXIS210W
Dimensions		
A Overall length at travel	mm	10,600
B Overall width at travel	mm	2,500
C Overall height at travel	mm	3,640
D Rear-end swing radius	mm	3,100
E Wheel base	mm	2,750
F Ground clearance	mm	340
Miscellaneous		
*Operating weight	kg	25,300
Standard boom	m	6.7
Standard arm	m	5.0
Max. working radius	mm	12,000
Max. working depth	mm	4,070
Max. working height	mm	10,700
Performance		
Swing speed	min ⁻¹ (rpm)	13.6 (13.6)
Travel speed	km/h	20.0 / 6.6 / 2.0
Gradeability	%	46.0
Engine		
Rated output		Isuzu AA-6B1T
Fuel tank capacity	kW/min ⁻¹ (PS/rpm)	106 (144)
Fuel tank capacity	L	340

Figures between brackets represent data in conventional units.

* Excludes the weight of attachment.

Comparative information based on current Japan domestic model.
These specifications are subject to change without notice.
Illustrations and photos show the standard models, and may or may not include optional equipment, accessories, and all standard equipment with some differences in color and features.
Before use, go through Operator's Manual for proper operation.

Hitachi Construction Machinery (Europe) NV

Souvereinstraat 16, 4903 RH Oosterhout, P.O.Box 404, 4900 AK Oosterhout (The Netherlands)

Telephone : +31(0)162 484 400

Facsimile : +31(0)162 457 453

URL : www.hcme.com

Sicliëweg 5, Haven 5112, 1045 AT Amsterdam, P.O.Box 59239, 1040 KE Amsterdam (The Netherlands)

Telephone : +31(0)204 476 700

Facsimile : +31(0)203 344 045

URL : www.hcme.com

KA-E198

03.05 (SA/KA, HT₃)

Printed in Japan