

VOLVO BACKHOE LOADERS

BL61, BL61 PLUS



MORE CARE. BUILT IN.



A BACKHOE LOADER INSPIRED BY THE WAY YOU WORK.

The Volvo BL61 Backhoe Loader is the result of years of research into what customers wanted most. Volvo then built a machine that provides everything you expect - durability, power, quality and environmental care. The result is a machine that gets the job done and keeps coming back for more.

Designed to fit your needs

Although the blueprints for Volvo's BL61 Backhoe Loader were drafted by a skilled team of Volvo engineers, the inspiration for its design was taken from construction industry professionals just like you. By incorporating direct customer input into every phase of development, Volvo engineers were able to create a reliable, value-priced machine that brings increased profitability to any size operation.

Tried and tested

To ensure the BL61 Backhoe Loader met the highest levels of quality applied to all Volvo products, the machine was put through rigorous on-site tests to prepare it for the daily assault of deep trenching, heavy lifting, loading, craning and more. But the real strength of its design lies in the fact that the entire machine - from loader to bucket - functions as one focused system capable of delivering reliable, productive operation year after year.

Proven power plant


The Volvo BL61 is equipped with a proven Volvo turbo diesel engine capable of delivering high power and torque at low revs with low fuel consumption. The machine's Powershuttle gearbox features four fully synchronized gears and electro-hydraulic switching between forward and reverse. And, for better balance, the transmission is mounted directly to the engine.

A powerful shift in productivity (Only for BL61 Plus)

The optional Powershift transmission helps you increase productivity with four forward and reverse speeds and a standard kick down for fast, smooth shifting from second to first gear. Forease of operation, a fully automatic mode is activated when fourth gear is engaged. Powershift makes your job a lot easier so that you not only get more done, you do it with speed and comfort.

Durability within

The chassis of the Volvo BL61 is built tough for extended life. Every hydraulic line, fitting pin and bolt is corrosion protected and all hydraulic fittings employ O-ring face seal technology to ensure dry hydraulic joints. All electrical components are of the highest quality and all connections feature a waterproof, snap-together design.




- Proven Volvo engine delivers reliable power.



- Each unit is fully tested to ensure long life.



- Care is built into every phase of production.



- Powershift available as an option on BL61 Plus.
- BL61: 2691 kg loader lift capacity for productivity.
BL61 Plus: 2922 kg loader lift capacity for productivity.
- 52,8 kN backhoe bucket digging force.



TOP PERFORMANCE AT BOTH ENDS OF THE MACHINE.

With customer-driven engineering at its foundation, and power and reliability throughout its construction, the Volvo BL61 was built to move. And with better dig depths, breakout forces and operating capacities than virtually every competitive model in its price class, its operation will move you as well.

Built to perform

The BL61's boom has a closed box welded construction with fewer components - and fewer welds - to give it superior strength. The kingpost is composed of cast iron to allow flexible movement and swing while still maintaining uncompromising strength.

Power to execute

To dig into those tough sites, the backhoe provides a 4250 mm dig depth and 52,8 kN of bucket dig force. The narrow, S-style boom provides excellent visibility and outstanding load capacity to simplify digging and loading operations. For safe roading, the boom can be hydraulically locked, and there's a locking pin to secure the swing arm in place.

Flexible operation

Today's job site demands that backhoe loaders adapt to the work at hand. That's why the BL61 has optional features like an extendible dipper and a mechanical attachment bracket. And for added versatility and comfort, operators can choose between excavator- or backhoe-style controls.

Performance under pressure

The BL61's box-welded loader frame is powered by friction welded dual lift cylinders and incorporates a large, reinforced torque tube. The loader is configured along the sloped hood line to provide optimum visibility. In addition, fixed flow hydraulics and a self-levelling loader provide fast, efficient cycle times. The loader features a centre-mounted dump cylinder for a better view of the bucket and more digging power.

Added versatility

Few machines offer more versatility than the Volvo Backhoe Loader. With a wide assortment of versatile attachments, you've got the flexibility of an entire fleet of machines. Choose a simple-to-use mechanical attachment bracket or an optional hydraulic attachment bracket that allows you to save time and effort by quickly changing buckets from the operator's station. You can also get an auxiliary hydraulic circuit to operate attachments, attachments, and a hammer line.

More room to work

The BL61's 1000 l General Purpose Bucket helps you move more material with every load. For added versatility, an optional Multi-Purpose Bucket lets you perform up to nine separate functions. Both can be outfitted with optional bolt-on teeth, reversible cutting edge or flip-over forks.



- Narrow S-style boom offers visibility, capacity.



- Self-levelling loader provides fast cycle times.



- Attachment bracket provides total versatility.



- Fast travel speed helps get the job done efficiently.
- Optional pallet forks let you move material with ease.
- Choose between excavator- or backhoe-style controls.



OPERATOR SAFETY - ALWAYS A VOLVO PRIORITY.

When you work in hazardous, unforgiving terrains, safety isn't a luxury - it's a necessity. That's why Volvo engineered its BL61 operator's station with optimal levels of safety and ergonomics. From the locking stabilisers to the integral loader safety strut, the BL61 is built for safe operation.

Set your sights on any job

Whether you choose the open ROPS or cab version, the BL61's operator station was built for the way you work. With strategically placed posts and additional wide, flat windows featured on the cab, you'll get unobstructed, panoramic views of the site from virtually any working angle. In addition, cab windows can be opened fully or partially for increased ventilation.

Take control of the site

The BL61's controls are positioned to reduce fatigue and maximise productivity. Comfortable grips and responsive handling lets operators raise, lower, tilt, return-to-dig and float with precision and speed. Additional lockable storage for tools, gloves and manuals is also provided.

It's easy to enter and exit the machine with the handrails and three serrated steps on either side of the machine. And for added safety in low-light conditions, the BL61 is equipped with two front and two rear halogen working lights and hazard flashers.

A higher level of comfort

The BL61's comfort cab provides features like an optional tilt-steering wheel and an adjustable suspension seat. And since you can't control the weather outside, the cab controls it on the inside with a standard heater/defrost system and an optional air-conditioning system.

More care, built in

To provide maximum uptime and machine life, the Volvo BL61's design allows for fast, convenient maintenance with 50-hour greasing intervals, a tilt-up hood, ground-level fluid checks, common filter access points and long service intervals.



- Handrails and three serrated steps for easy entry, exit.



- Long service intervals and ground-level checks.



- Ergonomic controls help reduce operator fatigue.
- Stay informed with easy-to-read machine gauges.
- Spacious cab with suspension seat for total comfort.



SPECIFICATIONS

Engine

Low emission, turbocharged 4-cylinder, liquid-cooled Volvo diesel engine with 40% torque rise, conforming EPA TIER III / Stage IIIA regulation.

	BL61	BL61 Plus
Model	Volvo D5D	Volvo D5D
Gross power	62 kW (83 hp)	68 kW (91 hp)
Net power	64 kW (86 hp)	70 kW (94 hp)
Displacement	4,8 l (292 in³)	4,8 l (292 in³)
Compression ratio	18:01	18:01
Rated speed	2200 rpm	2200 rpm

Electrical system

Weatherproof connections.
Standard 12-Volt, 690 CCA battery with dual battery option. Standard 95 amp alternator.

Drivetrain

Foot operated differential lock allows 100% full lock on rear axle. Final reduction in wheel hubs by a three pinion outboard planetary drive.

Travel speed

Maximum speed, forward/reverse

	BL61	BL61 Plus
1	5,7 km/h	*5,6 km/h
2	9,2 km/h	*9,1 km/h
3	18,5 km/h	*18,4 km/h
4	37 km/h	*36,7 km/h

* with powershift.

Brakes

Multi-plate, oil-immersed, servo power-assisted, self-adjusting inboard disc brakes with four wheel drive automatically engaged in third and fourth gear. (4WD only). Independent, interlocking, twin serrated brake pedals. Parking brake engaged by a mechanical lever.

Steering

Hydrostatic steering with protected double acting single cylinder behind the front axle with remote grease fitting for axle pivot pin.

	BL61	BL61 Plus
2WD Turns lock to lock	4,25	NA
4WD Turns lock to lock	4	4
2WD Steering angle	53°	NA
4WD Steering angle	55°	55°

4WD Turning circle: Between walls		
Without brakes	11,4 m	11,4 m
4WD Loader turning circle: Between curbs		
Without brakes	9 m	9 m

	BL61	BL61 Plus
2WD Turning circle: Between walls		
With brakes	9,8 m	9,8 m
Without brakes	10,6 m	10,6 m

2WD Loader turning circle: Between curbs

With brakes	7 m	7 m
Without brakes	8 m	8 m

Hydraulic system

Open-centre, flow-sharing with gear type pump powering the digging elements and attachments.

	BL61	BL61 Plus
Max flow	114 l/min	114 l/min
Working pressure		
Excavator	250 bar	250 bar
Loader	220 bar	235 bar
System capacity	130 l	130 l

Weight

4WD cab machine with general-purpose loader bucket, 610 mm heavy-duty backhoe bucket, standard 105 kg cast iron front bumper, 75 kg operator, full fuel tank and extendible dipper.

	BL61 - BL61 Plus
Operating weight	7929 kg / 9940 kg

Transmission

Completely sealed W300 diameter torque converter mounted to engine flywheel with a flexplate. Powershuttle gear box with four forward and four reverse fully synchronized gears. Electro-hydraulic forward/reverse switch on steering column.

Capacities

	BL61 - BL61 Plus
Cooling system	19 l
Fuel tank	120 l
Engine oil (w/filter)	14 l
Rear axle	
Differential oil capacity	14,5 l
Front axle (4WD)	
Differential oil capacity	6,5 l
Hydraulic reservoir	41 l
Hydraulic system	130 l

Backhoe performance

High performance backhoe is closed box welded, narrow and curved and includes a hydraulic boom lock and manual swing locking pin. Cast iron swing post. Cushioned swing, boom and bucket cylinders.

Extendible dipper increases the reach by 990 mm. Manually and externally adjustable nylatron extendible dipper wear pads.

Standard dipper

	BL61 - BL61 Plus
Bucket width	610 mm
Bucket capacity	0,20 m³
Bucket digging force (SAE J1179)	52,8 kN
Dipper digging force (SAE J1179)	32,6 kN
Bucket rotation	194°

Extendible Dipper

	BL61 - BL61 Plus
Bucket width	610 mm
Bucket capacity	0,20 m³
Bucket digging force (SAE J1179)	52,8 kN
Dipper digging force (SAE J1179)	
Ret.	32,6 kN
Ext.	23,9 kN
Bucket rotation	194°

Loader performance

Low-effort, levers control all loader functions. Loader features a single cylinder and is self-levelling, with float and return-to-dig. Loader is box weld constructed with large diameter torque tube and friction welded dual lift cylinders. Optional Boom Suspension System (ride control). 1000 l, 2350 mm wide, General Purpose or Multi-Purpose buckets with optional teeth and reversible bolt-on cutting edges. Integral safety strut. Weekly (50-hour) greasing intervals.

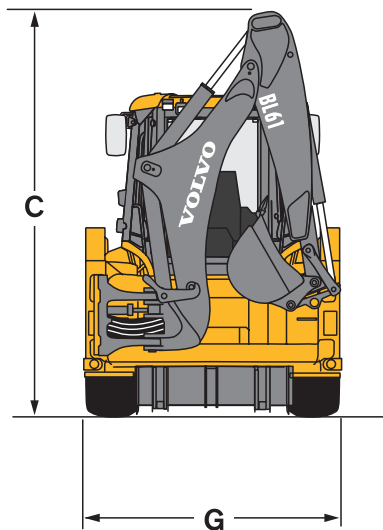
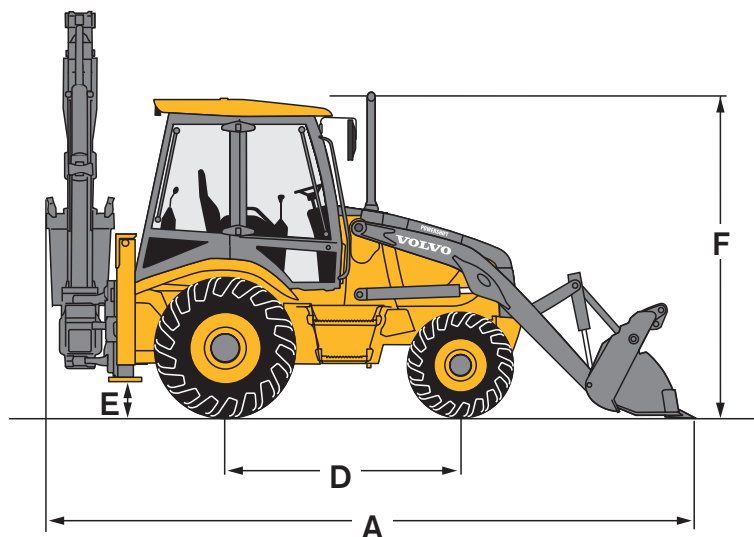

	BL61	BL61 Plus
Lift capacity at full height (with General Purpose bucket)	2691 kg	2922 kg
Bucket breakout force	43,9 kN	47,9 kN
Loader arm breakout force	47 kN	47 kN

Cycle Times:

Raise to full height	4,1 sec	4,1 sec
Dump time	1,9 sec	1,9 sec
Curl time	2,4 sec	2,4 sec
Lower	3,4 sec	3,4 sec



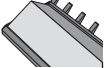

Tyres





Rear tyres	Standard tyres 16.9 x 28 10 bolt configuration
2WD Front	10.5/80 x 18 8 - bolt configuration
4WD Front	12.5/80 x 18 8 - bolt configuration

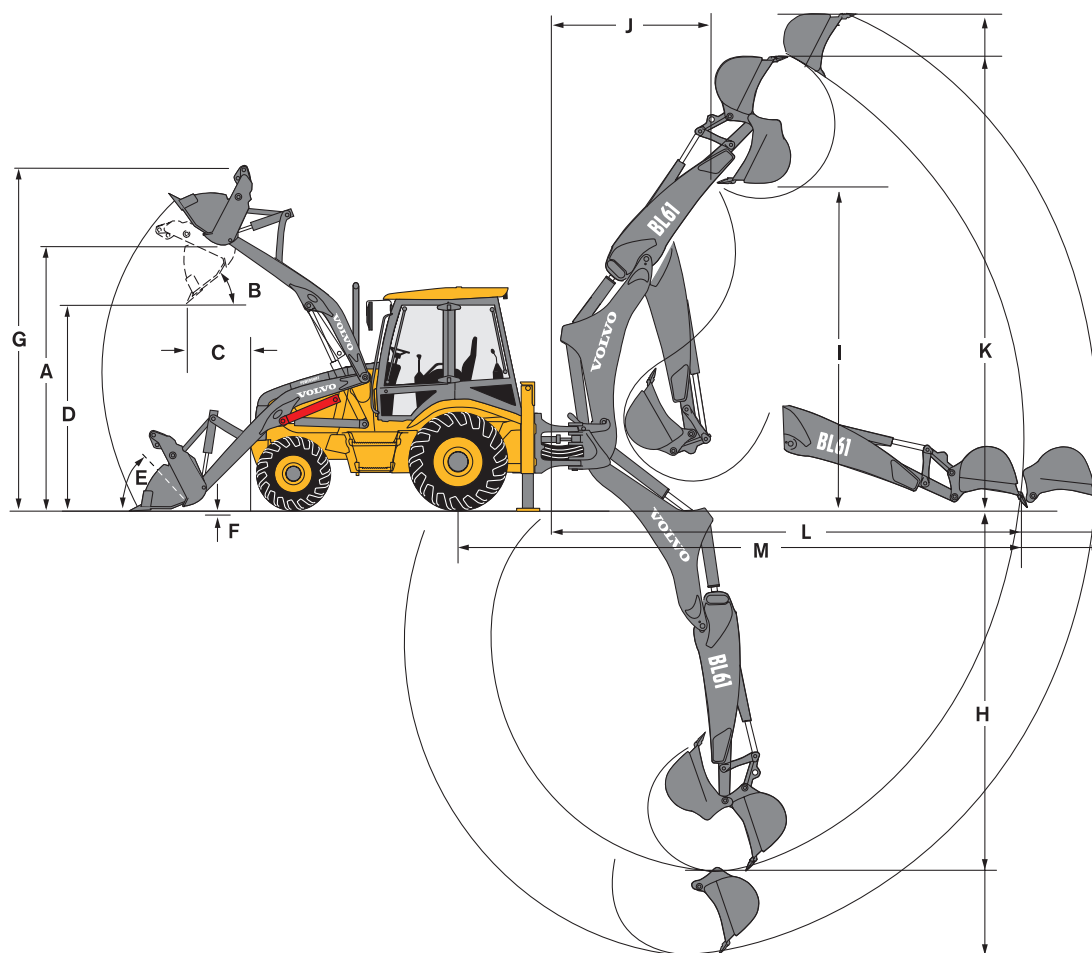


Dimensions - Transport Position

	BL61	BL61 Plus
A - Overall length	5835 mm	5910 mm
B - Overall width	2480 mm	2477 mm
C - Overall height	3770 mm	3750 mm
D - Wheelbase 4wd	2190 mm	2190 mm
E - Ground clearance - frame	360 mm	331 mm
F - Height to top of ROPS (cab)	2930 mm	2930 mm
G - Stabilisers Width	2300 mm	2300 mm

Loader buckets				
	Width	Weight	Capacity	Teeth nbr.
Standard bucket	2350 mm	450 kg	1000 l	8
4 in 1 bucket	2350 mm	784 kg	1000 l	8

Backhoe buckets				
	Width	Weight	Capacity	Teeth nbr.
Standard bucket	300 mm	90 kg	74 l	3
	400 mm	101 kg	110 l	3
	450 mm	109 kg	128 l	4
	610 mm	126 kg	190 l	4
	910 mm	164 kg	309 l	6
Grading bucket	1215 mm	135 kg	160 l	0
	1515 mm	158 kg	210 l	0



Loader dimensions

	BL61	BL61 Plus
A - Height to hinge pin	3379 mm	3406 mm
B - Dump angle	50°	50°
C - Dump reach	886 mm	863 mm
D - Dump height	2636 mm	2663 mm
E - Rollback at ground	45°	45°
F - Dig depth below grade	237 mm	210 mm
G - Height to upper edge of bucket	5665 mm	5610 mm
Max. grading angle	116°	116°

Backhoe dimensions

Standard dipper	BL61	BL61 Plus
H - Max. dig depth	4211 mm	4258 mm
Dig depth - 610 mm flat bottom	4190 mm	4235 mm
I - Loading height	3905 mm	3854 mm
J - Loading reach	2760 mm	2820 mm
K - Operating height	5665 mm	5610 mm
L - Reach from swing post	5862 mm	5859 mm
M - Reach from rear axle	7171 mm	7173 mm
Sideshift offset from centreline	570 mm	570 mm

Extendible dipper dimensions

	BL61	BL61 Plus
H - Max. dig depth		
Ret.	4211 mm	4258 mm
Ext.	5275 mm	5321 mm
Dig Depth - 610 mm flat bottom		
Ret.	4190 mm	4235 mm
Ext.	5252 mm	5295 mm
I - Loading height		
Ret.	3905 mm	3854 mm
Ext.	4539 mm	4476 mm
J - Loading reach		
Ret.	2760 mm	2820 mm
Ext.	3620 mm	3690 mm
K - Operating height		
Ret.	5665 mm	5610 mm
Ext.	6300 mm	6233 mm
L - Reach from swing post		
Ret.	5862 mm	5859 mm
Ext.	6831 mm	6827 mm
M - Reach from rear axle		
Ret.	7171 mm	7173 mm
Ext.	8140 mm	8141 mm

STANDARD EQUIPMENT

Engine

BL61: Volvo D5D turbocharged diesel engine (net 62 kW).
BL61 Plus: Volvo D5D turbocharged diesel engine (net 68 kW).
Ground line fuel fill with 120 litre capacity.
Front grill.

Electrical System

Battery, 690 CCA.
Alternator 95 Amp.

Service and Maintenance

Tool box - external.
External battery box.

Hydraulic System

Hydraulic oil cooler.
Fixed flow system with gear pump.
"Flow Sharing" System.

Lighting

Hazard flasher/direction indicators.
Light, working (2 front, 2 rear).
Front headlights.

Instrumentation & controls

Gauges:

- Coolant temperature
 - Fuel level
 - Tachometer
 - Hour recorder
- Headliner.

Warning and control lamps:

- Preheating element engine
- High coolant temperature engine
- Low oil pressure engine
- Air filter engine
- High oil temperature transmission
- Service indicator
- Battery charging
- Hydraulic oil filter
- High hydraulic oil temperature
- Low hydraulic oil temperature
- Warning and control lamps.

Power socket (1).

Horn.

Warning buzzer.

Throttles, hand and foot.

Driveline

Four wheel drive.
Oil immersed disc brakes.
Differential lock.
Fast reversing shuttle, all gears.
Torque convertor.
Four-speed synchromesh transmission.
Transmission de-clutch on loader joystick.
Tyres.

Cab, Exterior

Left/right side doors with locks.
4 side opening windows with partial & full hold open.
One-piece opening rear window.
Front windscreen - laminated.
Mirrors external (2).
All tinted glass.

Cab, Interior

Interior light.
Drink holder.
Ignition switch.
Front and rear windscreen wipers.
Front and rear windscreen washer.
Floor mat.
Seat with fabric or vinyl seat cover with or without arm rests.
Defroster.
Seat belt, retractable.
Power steering.
Hydrostatic heater.

Working Equipment

Backhoe, side-shift, excavator - two lever control.
Hydraulic boom transport lock.
Sideshift, locking.
Swing transport lock.
Loader, self-levelling with return-to-dig and transmission disconnect switch on loader lever.

OPTIONAL EQUIPMENT

Cab

Air Conditioning.
Air suspension and heated seat + arm rests.
Radio.
Speedometer.
Sun visor.
Wide seat belt.
Tilt steering wheel.

Working Equipment

Boom suspension system.
Steering wheel knob.
Extendible dipper.
Stabiliser street pads.
Lifting eye backhoe.
Drive shaft guard
Cyclonic pre-filter

Hydraulics

Hammer hydraulic circuit.
Hammer rigid line.
Hand held hydraulic.
Bi-direct end auxiliary hydraulic line

Lighting

Additional working lights (2 front, 2 rear).

Electrical System

Speedometer.
Reversing Alarm.
Battery, additional.

Safety

Hydraulic oil tank lockable cap.
Rotating beacon.
Boom and dipper safety valves.
Loader safety valve.
Front fenders.
Vandal guard.
Anti-theft key board.
Back up alarm.

Attachments

Cutting edge, bolt on.
Tooth, bolt on.

Front loader buckets.
Backhoe buckets.
Volvo hammer HB 440.

Mechanical attachment bracket.
Hydraulic attachment bracket.
Forks kit.



Volvo Construction Equipment is different. It's designed, built and supported in a different way. That difference comes from an engineering heritage of over 170 years. A heritage of thinking first about the people who actually use the machines. About how to help them be safer, more comfortable, more productive. About the environment we all share. The result of that thinking is a growing range of machines and a global support network dedicated to helping you do more. People around the world are proud to use Volvo. And we're proud of what makes Volvo different – **More care. Built in.**



All products are not available in all markets. Under our policy of continuous improvement, we reserve the right to change specifications and design without prior notice. The illustrations do not necessarily show the standard version of the machine.

VOLVO

Construction Equipment

www.volvoce.com

Ref No. 21 B 100 2688
Printed in Sweden
Volvo, Belley

English
2008.01
BHL