




Bobcat®

328

Compact Excavators



Weights

Operating weight with ROPS canopy	2939 kg
Additional weight for cab with heater	119 kg
Additional weight for steel tracks	66 kg

Engine

Make / model	Kubota / D1703-M-E2B-BC-1
Fuel / Cooling	Diesel / Liquid
Maximum power at 2200 RPM (ISO 9249)	20.6 kW
Torque at 1600 RPM (ISO 9249)	103.4 Nm
Number of cylinder	3
Displacement	1.7 l
Bore / Stroke	87 mm / 92.4 mm
Alternator	12 V — 40 A
Starter	12 V — 1.4 kW

Controls

Steering	Direction and speed controlled by two hand levers or foot pedals
Hydraulics	Two joysticks control boom, bucket, dipperstick and upper structure slew

Hydraulic System

Pump type	Dual-outlet variable displacement piston pump with gear pump
Pump 1 capacity	26.6 l/min at 2200 RPM
Pump 2 and 3 capacity	19.8 l/min at 2200 RPM
Auxiliary flow	46.4 l/min
System relief pressure for implement circuits	172 bar
System relief pressure for auxiliary circuits	172 bar
Control valve	Ten-pool parallel series

Performance

Digging force, dipperstick	10473 N
Digging force, bucket	21200 N
Drawbar pull	24376 N
Ground pressure with rubber tracks	28.4 kPa
Travel speed, low range	1.9 km/h
Travel speed, high range	3.1 km/h
Maximum digging depth	2859 mm

Slew System

Boom swing, left	90°
Boom swing, right	50°
Slew circle	Single row shear-type ball bearings with internal gear
Slew drive	Orbit motor
Slew rate	9.2 RPM

Traction

Track width, rubber, standard	320 mm
Number of track rollers per side	3
Gradeability	30°

Brakes

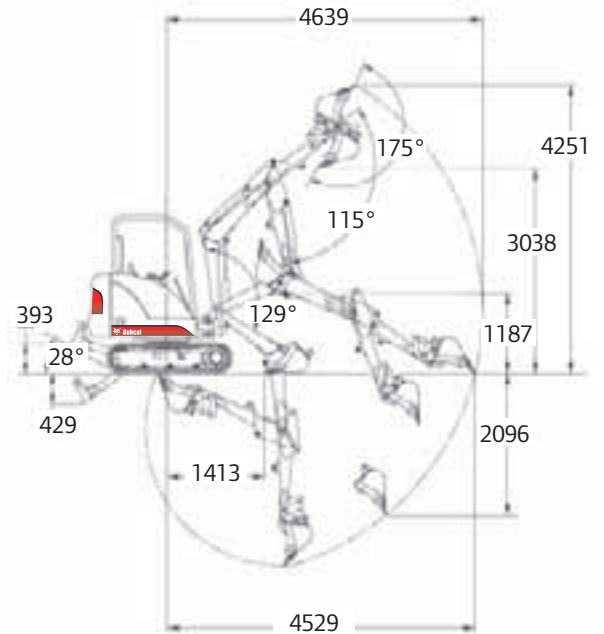
Travel brake	Hydraulic lock on motor
Slew brake	Hydraulic lock on motor and pin lock

Fluid Capacities

Cooling system	5.2 l
Engine lubrication plus oil filter	5.4 l
Fuel reservoir	53.3 l
Hydraulic reservoir	18.2 l
Hydraulic system	36.0 l

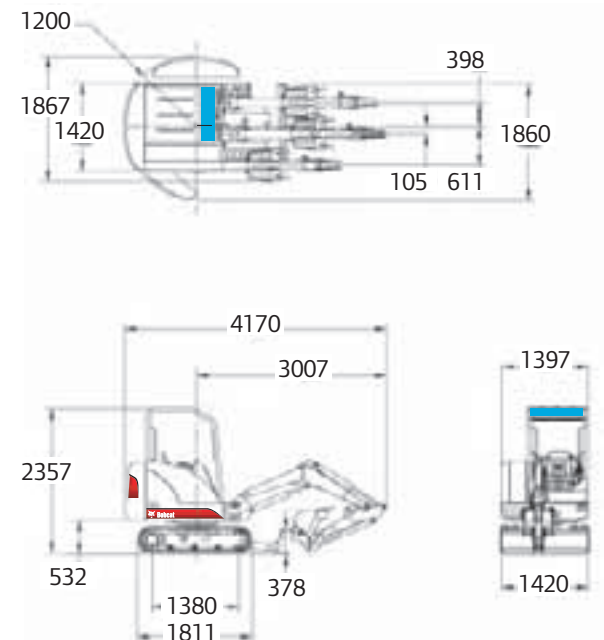
Working Range

All dimensions in mm.



Dimensions

All dimensions in mm.



www.bobcat.eu

