

Articulated Dump Truck



Specifications

Maximum Payload	34 tonne (37.59 US Ton)
Heaped Capacity	21.0m ³ (27.5yd ³)
Gross Power	298 kW (400 hp)
PLI	A972 OCT 09

Features

- High powered, heavy-duty truck with powerful engine providing class leading performance and ability to go where others can't follow
- World class operator's environment
- One of the most fuel efficient trucks in the field
- Rigorously tested in extreme conditions for proven power, productivity and reliability
- Superior gradeability and higher top speeds increase production

WORKS FOR YOU.

SPECIFICATIONS

Engine

Engine	Detroit Diesel Series 60		
Type	6 cylinder, in-line, four cycle, water cooled, turbocharged with air to air charge cooling, direct injection, electronic engine management		
Piston Displacement	14 litres (855 in ³)		
Bore x Stroke	133 x 168 mm (5.24 x 6.61 in)		
Gross Power	298 kW (400 hp) @ 2100 rpm		
Net Power	289 kW (388 hp) @ 2100 rpm		
Maximum Torque	2 000 Nm (1 475 lbf ft) @ 1 200 rpm		
Gross Power rated	SAE J1995 Jun 90		
Engine Emissions	Meets USA EPA Tier 3/CARB MOH 40 CFR 89 Tier 3 and proposed EUNRMM (non-road mobile machinery directive) stage 3		
Electrical	24 volt electric start. 100A alternator. Two 12 volt 175 Ah batteries		
Air Cleaner	Dry-type air cleaner with safety element, automatic dust ejector and restriction indicator		
Fan	Modulating fan reduces noise level and consumes engine power as required. Note: Net hp with fan clutch disengaged		
Altitude	Electronic derate 3 048 m (10 000 ft)		

Transmission

Transmission
Allison HD4560 with integral retarder mounted directly to the engine, fully automatic transmission with planetary gearing, electronic control with six forward and one reverse gear

Assembly
Remote mounted 2 speed transfer gearbox taking drive from the transmission and feeding it via a lockable differential to front and rear wheels

Speeds km/h (mph)	Gear	Ratio 1		Ratio 2	
		Forward	Reverse	Forward	Reverse
	1	5.2 (3.2)	4.6 (2.9)	7.9 (4.9)	7.0 (4.3)
	2	7.3 (11.7)		16.8 (10.4)	
	3	15.9 (9.9)		24.3 (15.1)	
	4	24.3 (15.1)		37.1 (23.1)	
	5	31.0 (19.3)		47.7 (29.6)	
	6	35.2 (21.9)		53.9 (33.5)	

Axles

Three axles in permanent all-wheel drive (6x6) with differential coupling between each axle to prevent driveline wind-up. Heavy duty axles with full floating axle shafts and outboard planetary reduction gearing. Automatic limited slip differentials in each axle. Leading rear axle incorporates a through drive differential to transmit drive to the rearmost axle. This differential and the dropbox output differential are locked simultaneously using one switch selected by the operator.

Differential ratio	3.70 : 1
Planetary reduction	6.35 : 1
Overall Drivetrain reduction	23.50 : 1



Suspension

Front Four trailing links and a panhard rod locate the front axle giving a high roll centre. The optimized front axle position along with the wide spaced main and rebound mounts, mounted directly above the axle and long suspension travel, combine with the two heavy duty dampers each side to give excellent handling and ride.

Rear Each axle is coupled to the frame by three rubber-bushed links with lateral restraint by a transverse link. Pivoting inter-axle balance beams equalise load on each rear axle. Suspension movement is cushioned by rubber/metal laminated compression units between each axle and underside of balance beam ends. Pivot points on leading and trailing links are rubber-bushed and maintenance-free.

Steering

Hydrostatic power steering by two double-acting cushioned steering cylinders with pressure supplied by a variable displacement / load sensing piston pump. Secondary steering pressure is provided by a ground driven pump mounted on the dropbox. An audible alarm and warning light indicates should the second system activate.

Steering angle to either side	45°
Lock to lock turns, steering wheel	4
System pressure	240 bar (3 480 lbf/in ²)
SAE Turning Radius	9 185 mm (30-1 ft/ins)
Clearing Radius	9 675 mm (31-9 ft/ins)

Frame

Front and rear frames are all-welded high grade steel fabrications with rectangular box-section beams forming the main side and cross members. Inter-frame oscillation is provided by a large diameter cylindrical coupling which houses nylon bushings. Frames articulated 45° to either side for steering by means of two widely-spaced pivot pins in back-to-back sealed taper roller bearings.

Body

All-welded construction, fabricated from high hardness (min 360 BHN) 1 000 Mpa (145 000 lbf/in²) yield strength steel. Dual slope tailchute improves material ejection from body.

Plate thickness:	Floor and tailchute	15.0 mm (0.58 in)
	Sides	12.0 mm (0.47 in)
	Front	8.0 mm (0.31 in)
Volume:	Struck	15.5 m ³ (20.3 yd ³)
	Heaped 2:1 (SAE)	21.0 m ³ (27.5 yd ³)

Hoist

Two single -stage, double-acting hoist cylinders, cushioned at the base end. Variable displacement / load sensing piston pump driven from power take-off on transmission. Full flow return line filtration. Full electro-hydraulic hoist control, with electronic detent in power down.

System pressure	240 bar (3 480 lbf/in ²)	Raise (loaded)	12.5 seconds
Pump output flow rate	5.4 liter/sec (85.6 gal/min)	Lower	8 seconds

SPECIFICATIONS

TA350

Tyres and Wheels

Tyres	Standard 26.5
Rims	Standard 25 x 22.00
Wheels	3-piece earthmover rims with 19 stud fixing

Brakes

All hydraulic system with sealed, forced oil cooled, multi discs on all axles. Independent circuits for front and rear brake systems. Warning lights and audible alarm indicate low brake system pressure. Brake system conforms to ISO 3450.

Parking	Spring-applied, hydraulic-released disc on rear driveline
Secondary	Secondary brake control actuates service and parking brakes
Retarder	Engine brake and transmission retarder are standard. Engine brake operates automatically should engine approach overspeed

Capacities

Fuel Tank	481 liters (127 gal)
Hydraulic System (Steering & Body)	330 liters (87 gal)
Engine Crankcase	40 liters (10.5 gal)
Cooling System	80 liters (21.1 gal)
Transmission (inc filters and cooler)	56 liters (14.8 gal)
Differential – Front & Rear (each)	38 liters (10 gal)
Differential - Centre	39 liters (10.3 gal)
Planetaries – (each)	8.5 liters (2.2 gal)
Brake Cooling System	175 liters (42.6 gal)

STANDARD EQUIPMENT

Cab and Operator

Air Conditioning	ROPS/FOPS Protection ISO 3471/3449 SAE J1040 Apr 88/J386
Air Filter Restriction Indicator	Seat Belts Retractable J386
Auxillary power outlets 12V & 24V	Seat, Operator, air suspension, high back, headrest and adjustable armrests
CD/Tuner/MP3 Connectivity	Seat Passenger
Coat Hook	Steering Wheel, tilt/telescopic
Engine/Transmission/Hydraulic Diagnostic Facility	Storage Compartment
Heater and Demister	Sun Visor (Internal)
Insulation, Thermal and Acoustic	Tinted Glass
Interior Light	Transmission Visual Display Unit
Mirror Rear View (4)	Window Protection Grille, rear
Mug Holder	Wiper and Washer, front and rear windows
Reversing Safety camera/monitor	

Warning Lights & Audible Alarms

Alternator Charging	Engine 'CHECK'
Body Up	Engine 'STOP'
Brake Cooling Oil Pressure	Front Brake Accumulator Pressure
Brake Cooling Oil Temperature	Headlight High Beam
Differential lock	Hydraulic Oil Filter Change
Direction Indicators	Low Fuel
Dropbox high/low Oil Pressure	Parking Brake
Dropbox high Oil Temperature	Rear Brake Accumulator Pressure
Dropbox high ratio selected	Secondary Steering
Dropbox Low ratio selected	Transmission check
Engine Air Filter Change	Transmission high oil temperature
Engine Brake	Transmission Retarder

General

Articulation and Oscillation Lock	Mudflaps at Front and Centre
Battery Master Switch	Neutral Start Interlock
Body Prop	Pivot Protection Guard
Brakes Fully Hydraulic Dual Circuit System	Rear Light Guards
Diagnostic Pressure Test Points	Reverse Alarm Audible J994
Differential Lock	Secondary Steering
Electronic Assisted Body Hoist Control	Security Kit
Engine/Transmission/Hydraulic electronic mangement systems	Tilting Cab for Maintenance
Engine Underguard	Tow Points, Front and Rear
Exhaust Muffler	Transmission Downshift Inhibitor
Handrails on Fenders	Transmission Oil Cooler with Modulating Fan
Headlamp Guards	Transmission Sump Guard
Horn, Electric 117db	Transmission Retarder
Hydraulic Filter Restriction Indicator	Tyre Inflation Nitrogen
Modulating Cooling Fans	3 stage Engine Brake

Gauges

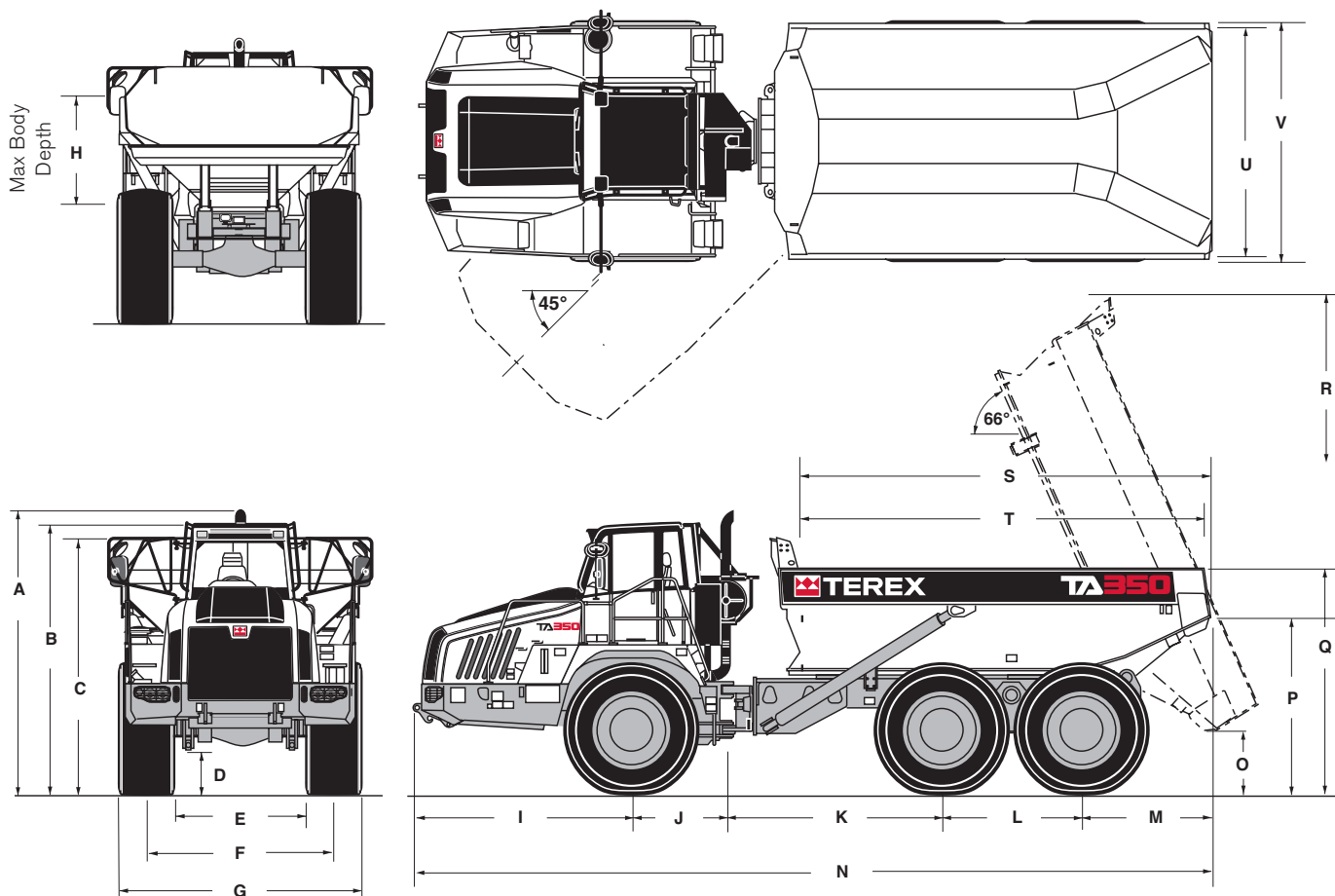
Engine Coolant Temperature	System Voltage
Fuel Level	Tachometer
Hourmeter	Transmission Oil Temperature
Speedometer/Digital Odometer/Tripmeter	

Lights

Direction and Hazard Warning Indicators (LED on rear)	Side and Tail (LED)
Front Working Lights, Roof Mounted	2 halogen headlamps dipped beam
Reverse Warning	2 halogen headlamps main beam

WORKS FOR YOU.

TA350



Weights

Net Distribution

Vehicle, Net	30 370 kg (66 594 lb)	Payload	34 000 kg (74 956 lb)
Bogie Axle		Bogie Axle	
Leading	7 293 kg (16 078 lb)	Trailing	7 233 kg (15 946 lb)
Front Axle	15 844 kg (34 930 lb)		

Gross Distribution

Vehicle Gross	64 370 kg (141 911 lb)	Body	4 950 kg (10 915 lb)
Front Axle	17 374 kg (38 303 lb)	Hoists, pair	660 kg (1 455 lb)
Bogie Axle	23 528 kg (51 870 lb)	Bare Chassis	24 760 kg (54 586 lb)

Ground Pressure

These figures are at 15% shrinkage of unloaded radius and specified weights using

Tires 26.5 R25

Unloaded

Front	137 kPa	19.8 Psi
Rear	61 kPa	8.8 Psi

Loaded

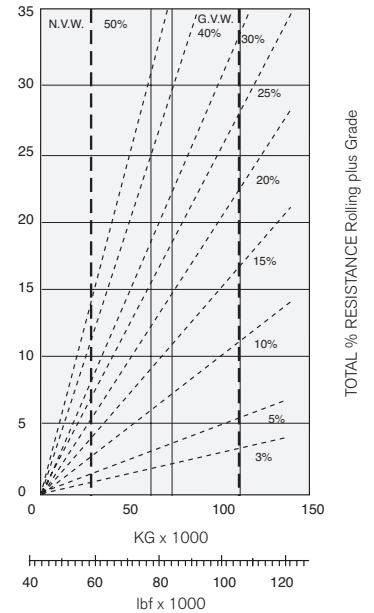
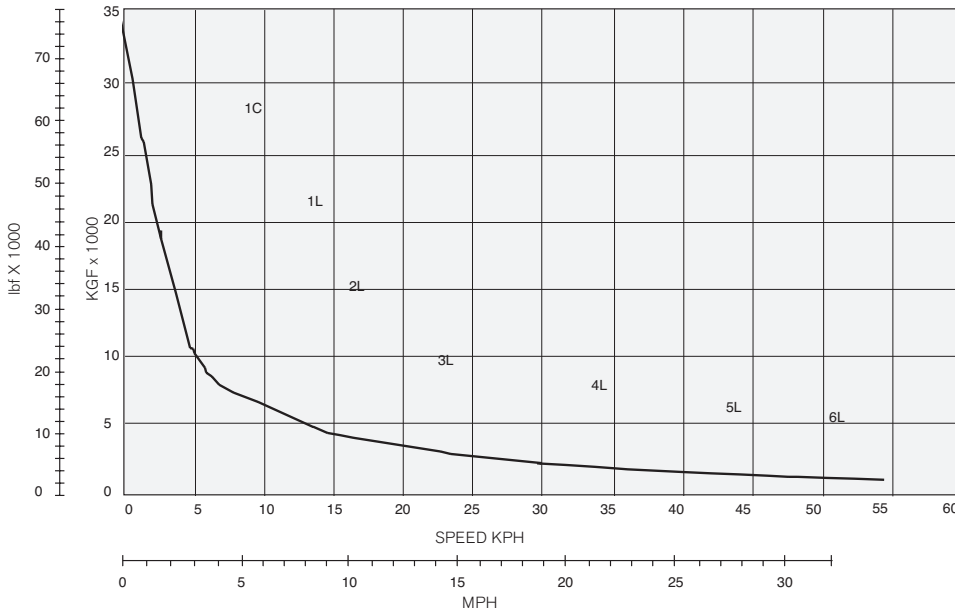
Front	145 kPa	21.1 Psi
Rear	192 kPa	27.9 Psi

Dimensions

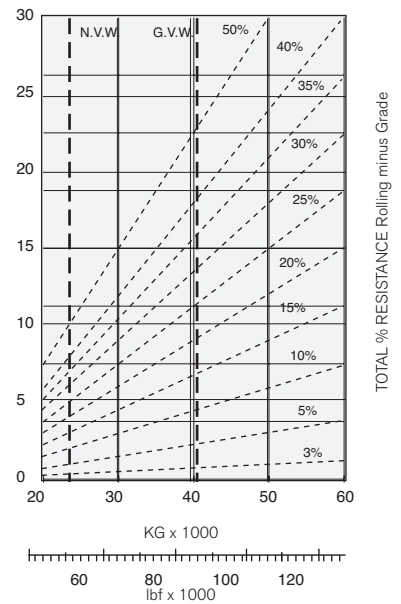
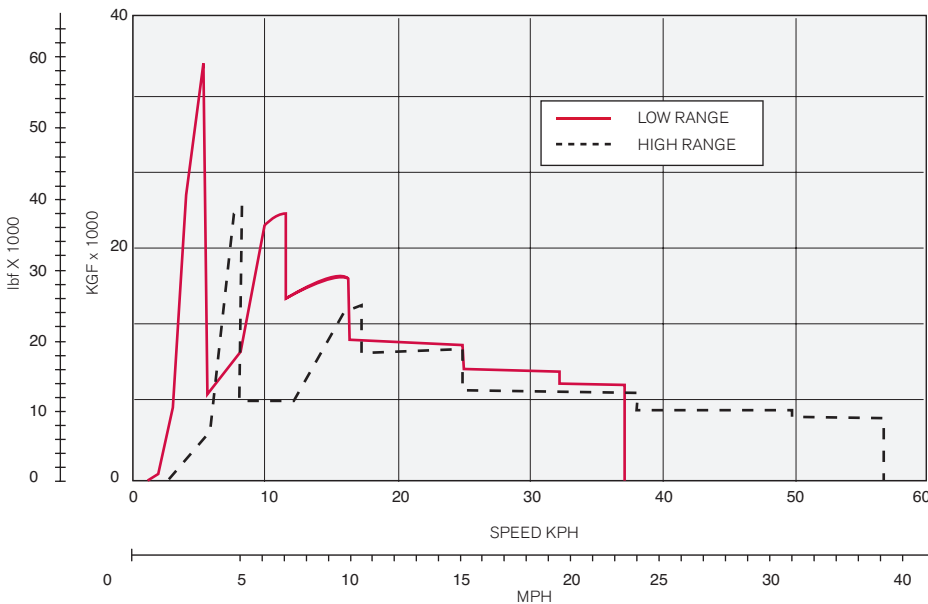
Standard Unit	mm	ft-in
A	3 888	12-9
B	3 686	12-1
C	3 494	11-5
D	553	1-10
E	1 837	6-0
F	2 520	8-3
G	3 206	10-6
H	1 380	4-6
I	2 914	9-7
J	1 310	4-4
K	2 990	9-10
L	1 950	6-5
M	1 781	5-10
N	10 944	35-11
O	851	2-9
P	2 414	7-11
Q	2 967	9-9
R	6 872	22-7
S	5 651	18-6
T	5 576	18-3
U	3 131	10-3
V	3 315	10-11

Gradeability

Unit equipped with 23.5 R25 tires. Graphs based on 2% Rolling Resistance.



Retardation



Instructions: From intersection of vehicle weight with percentage resistance line read across to determine maximum gear attainable, and then downwards for speed.

OPTIONAL EQUIPMENT

Body Options

Body Side Extensions	Spillguard Extension
Heated Body	Top Tailgate
Liner Plates	

Lights

Beacon Flashing	Rear Working Lights, Roof Mounted
Fog Rear	Reverse Flashing

Mirrors

Mirror Front Mounted	Mirrors Heated
Mirror with Wide Angle	

Other Options

Automatic Lubrication	Payload Monitoring System
Fire Extinguisher	Seat Heated
First Aid Kit	Tool Kit

terex.com

Effective Date: January 2010. Product specifications and prices are subject to change without notice or obligation. The photographs and/or drawings in this document are for illustrative purposes only. Refer to the appropriate Operator's Manual for instructions on the proper use of this equipment. Failure to follow the appropriate Operator's Manual when using our equipment or to otherwise act irresponsibly may result in serious injury or death. The only warranty applicable to our equipment is the standard written warranty applicable to the particular product and sale and Terex makes no other warranty, express or implied. Products and services listed may be trademarks, service marks, or trade names of Terex Corporation and/or its subsidiaries in the USA and other countries. All rights are reserved. Terex is a registered trademark of Terex Corporation in the USA and many other countries. © 2010 Terex Corporation. Ref.-No.: TERE624UK

Terex Equipment Ltd
Newhouse Industrial Estate, Motherwell, ML1 5RY
Tel: +44 (0) 1698 732121 Fax : +44 (0) 1698 734046
Email enquiries@terexce.com www.terex.co.uk



WORKS FOR YOU.