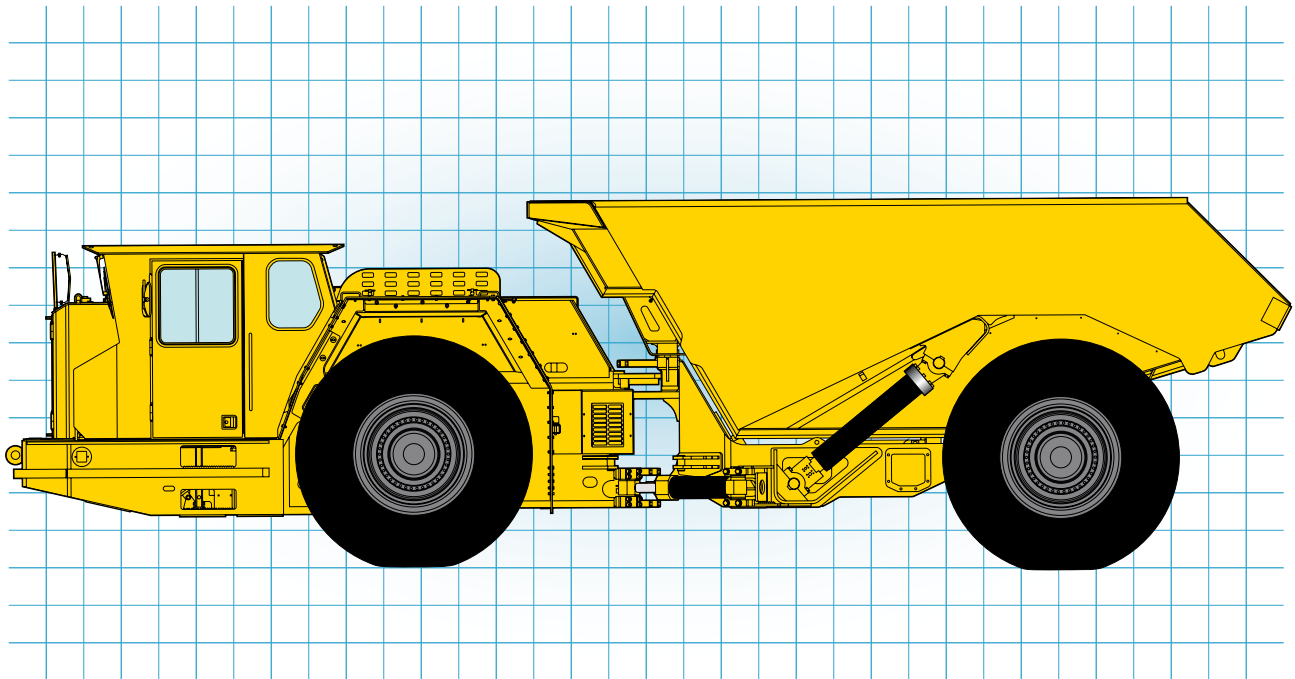


Minetruck MT6020

Technical specification



The Minetruck MT6020 is a fast 60 metric ton capacity articulated underground truck, with an ergonomically designed operator's compartment for unparalleled productivity in demanding mines.

Features

Dump box

- Optimun box profile for clean and fast dumping.
- Box support and lock for safe work under box.

Operator's compartment

- Ergonomically and spacious designed compartment for maximum safety and minimal operator fatigue with:
 - Forward seating enclosed cabin.
 - ROPS and FOPS certified for maximum safety.
 - Air conditioning for convenient working conditions.
 - Tilt-telescopic steering wheel.
 - Trainer seat.
 - Compliant with sound regulations to minimize operator's fatigue; reduced noise level to 83 dB(A) inside the cab.
 - Wide windows for safety and enhanced operator's visibility.
 - 3 point mounting points for entry and exit from operator's compartment.
 - Back up camera and monitor for operator assistance.

Power frame

- The front axle suspension, a gas-hydraulic system for improved operator comfort and vehicle handling.
- Atlas Copco unique powertrain includes an upbox and a combined transmission and converter for improved visibility and accessibility to components.
- Electronic transmission and engine control system for smooth and precise shifting.
- A high power-to-weight ratio; horse power per tonne loaded.

General

- Great serviceability with centralized service points.
- Long-life roller bearing centre hinge.
- Anti skid material at service access points.
- Central manual lubrication.
- Hydraulic hoses, electric cables and hot surfaces are well routed and protected.
- Carries the highest speed per ton.

Specifications

Capacities		Motion times	
SAE regulations		Dump box	
Tramming capacity	60 000 kg	Dumping	15 seconds

Engine

- Cummins.....QSK19-C760, Tier 1/Stage I A
- Power Rating at 2100 rpm..... 567 kW/760 hp
- Maximum torque at 1300 rpm..... 3 084 Nm
- MSHA Part 7 ventilation rate TBA
- Ventilation particulate index TBA
- Rock Tough purifier and silencer.
- Dry type air cleaner.
- Exhaust heat protection.
- Remote engine oil drain.
- Cooling package with flat, round, mechanical radiator.

Transmission and converter

- Planetary, automatic 6 speeds forward/2 speeds reverse with integral single stage converter with automatic lock up.
- Allison.....M6610AR
- Up box: Power transmitted through a 1:1 gear ratio box.
- Drop box: Power transmitted through a 1:1 gear ratio box.

Axles

- Kessler 111
- Conventional front and rear differential.
- Front-axle oscillating suspension "A" frame with hydraulic suspension cylinders and accumulator cushioning.
- All wheel drive.

Brakes

- Fully enclosed, force cooled, multiple wet discs at each wheel end.
- Service/parking/emergency brakes SAHR
 - Hydraulic retarder.



The MT6020 is standard equipped with a rear vision camera. A small detail, but definitely worth viewing - is the standard equipped camera for improved operator's visibility.

Tyres

- Tubeless, steel radial, lug tread design for underground mine service.
- Dimensions 35/65, R33*
- * As applications and conditions vary, Atlas Copco recommends that the user consults with tyre suppliers to obtain the optimum tyre selection.

Suspension

- The suspension is a gas-hydraulic system for improved operator comfort and vehicle handling while minimizing frame stress.
- Suspension, max: 105 mm
 - Individual self leveling suspension.

Operator's compartment

- Forward facing seat.
- Cabin; MSHA-ISO ROPS/FOPS approved.
- Grammer seat with retractable seat belts.
- Airconditioner.
- Trainer seat.
- Back up video monitor.

Hydraulic system

- System pressure 20.7 MPa
- Hydraulic tank capacity 238 litres
- Filtration, return line 4.0 µm
- Heavy duty gear type pumps.
- Cylinders diameter:
 - Steer cylinders (2) 160 mm
 - Dump cylinders (2) 177.8 mm
 - Suspension cylinders (2) 125 mm

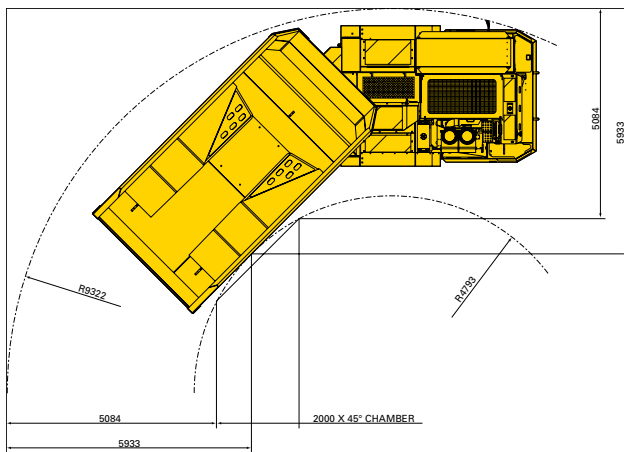
Electrical system

- Voltage, system start & accessories 24 V
- Alternator, high output 100 A
- Hydraulic warning system; temperature, hyd. oil level.
- Rock Tough projection lights.
- Isolation switch lockout.

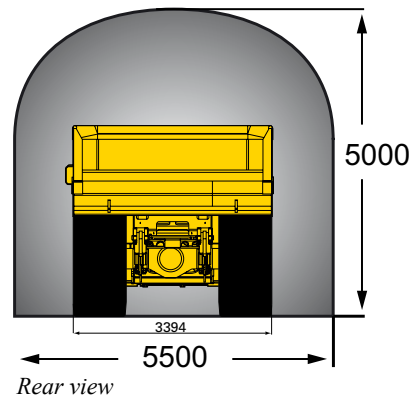
Fuel

- Fuel tank capacity 644 litres
- Fuel consumption, full load 67 litres/hour
- Fuel filtration 10 µm
- Anti-siphon fuel supply.

Turning radius



Recommended drift size



- Turning angle +/-42.5°.
- Dimensions shown are based on standard vehicle configuration with 27 mm tyre deflection.
- All dimensions are shown in millimetres.

Grade performance

NB. 3% rolling resistance assumed. Actual performance may vary depending on the application.

Standard configuration, box empty

Percent grade	0.0	2.0	4.0	6.0	8.0	10.0	12.0	14.0	16.0	18.0	20.0
Ratio					1:12	1:10	1:8	1:7			1:5
1st gear (km/h)	6.4	6.4	6.3	6.3	6.3	6.3	6.3	6.3	6.3	6.3	6.3
2nd gear (km/h)	9.5	9.5	9.4	9.4	9.4	9.4	9.3	9.3	9.3	9.3	9.2
3rd gear (km/h)	12.6	12.6	12.5	12.5	12.4	12.4	12.4	12.3	12.3	12.2	12.2
4th gear (km/h)	18.3	18.2	18.2	18.1	18.0	17.9	17.8	17.7	17.6	17.5	17.1
5th gear (km/h)	25.2	25.1	24.9	24.7	24.5	24.3	24.2	23.2	21.2		
6th gear (km/h)	37.5	37.1	36.7	36.3	35.6	30.9					

Standard configuration, box loaded

Percent grade	0.0	2.0	4.0	6.0	8.0	10.0	12.0	14.0	16.0	18.0	20.0
Ratio					1:12	1:10	1:8	1:7			1:5
1st gear (km/h)	6.3	6.3	6.3	6.2	6.2	6.2	6.2	6.1	6.1	6.1	6.0
2nd gear (km/h)	9.4	9.3	9.3	9.2	9.2	9.1	9.0	9.0	8.3	7.3	
3rd gear (km/h)	12.5	12.4	12.3	12.2	12.1	11.9	10.6				
4th gear (km/h)	18.1	17.9	17.6	17.2	13.5						
5th gear (km/h)	24.8	24.3	22.5								
6th gear (km/h)	36.5	31.7									

Optional equipment

Main frame

- Wheel chocks and chock brackets.
- Tele dump

Ergonomic

- KAB 555 seat W/retractable seatbelts.
- Heater

System

- Ansul dual bottle fire suppression with Engine kill.
- Electric hydraulic tank fill pump.
- Dual fuel filter.

- Lincoln auto lube with timer.
- Wiggins fast fuel-, transmission-, hydraulic- oil fill.

Electrical system

- Amber strobe light - power on.
- Load lights.
- Side light opposite operator.
- Tail and brake lights.
- Turn signals, front and rear.
- 24/12 V power converter.
- Loading camera.
- Battery heater, 120 V.
- Block heater, 120 V.
- Hydraulic oil heater, 120 V.

- Engine oil heater, 120 V.

- Diesel Filter with heater and water separation (7 micron).
- Fire extinguisher (20 LB)

Drive train

- Neutral brake apply.

Controls and instruments

- Blockout 5th and/or 6th gears.
- Emergency steering- accumulator type.
- Extended data gauge package.

Power unit

- Epoxy coated radiator.

Documentation

- LinkOne parts catalogue, CD.
- Parts and service manual - plasticised.

Parts kit

- 1 000 hour consumables.

Other

- Tool box.

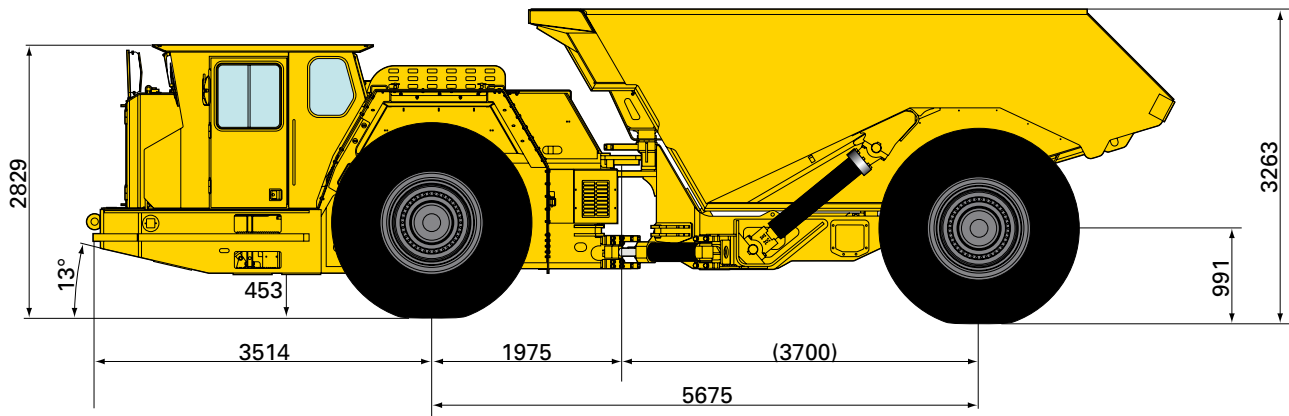
Dump boxes

Dump box data		STD			
Material density (t/m ³)	1.8	2.0	2.2	2.4	
Volume, SEA struck (m ³)	30.4	26.6	24.1	21.7	
Volume, Semi-heaped (m ³)	33.3	29.7	27.3	25.0	
Volume, SAE heaped (m ³)	36.3	32.8	33.4	28.2	
Width, dump box (mm)	W	3 440	3440	3440	3440
Dump position: Box height, max (mm)	H1	6909	6842	6750	6689
Tramming position: Dump box height (mm)	H2	3462	3263	3122	2993
Dump position: Clearance (mm)	C	471	471	471	471

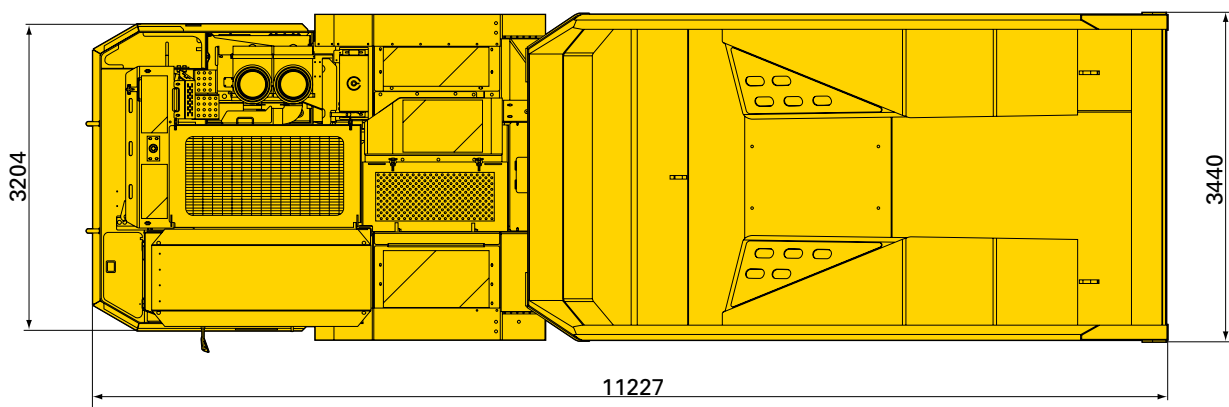
Dimensions and weights

Approximate net weight.....43 900 kg
 Axle load, front end29 700 kg
 Axle load, back end.....14 200 kg

Standard equipped vehicle with empty box.



Side view



Top view

- Dimensions shown are based on standard vehicle configuration with 27 mm tyre deflection.
- All dimensions are shown in millimetres.



© Copyright 2007, Atlas Copco Rock Drills AB, Örebro, Sweden. Any unauthorized use or copying of the contents or any part thereof is prohibited. This applies in particular to trademarks, model denominations, part numbers and drawings. Illustrations and photos in this brochure may show equipment with optional extras. Specifications and equipment subjects to change without notice. Consult your Atlas Copco Customer Center for specific information.