



Bobcat®

T35100

Telescopic Handlers



Performance

Lifting height	10200 mm
Rated capacity	3500 kg
Capacity (at max. height)	750 kg
Capacity (at max. reach)	600 kg
Max. reach	6910 mm
Crowding force	4600 daN

Weights

Weight (unladen)	7200 kg
------------------	---------

Traction

Standard tyres	400/70x20 150B
Low speed (forward/reverse)	0-7 km/h
High speed (forward/reverse)	0-30 km/h
Driving modes	Direct drive / soft drive

Drive System

Transmission	Hydrostatic with electronic regulation
Main drive	2-speed hydrostatic motor

Engine

Make / Model	PERKINS / 1104D-44TA turbo
Fuel / Cooling	Diesel / Liquid
Rated power (DIN 6271) at 2200 RPM	74.5 kW (100 HP)
Maximum torque at 1400 RPM	410 Nm
Number of cylinders	4
Displacement	4.4 l

Hydraulic System

Pump type	Gear pump with LS valve
Combined pump capacity	135 l/min
Working pressure	265 bar

Cycle Time

Lift time - no load	10.7 s
Lower time - no load	5.8 s
Telescope in time at max. reach - no load	10.4 s
Telescope in time at max. height - no load	10.5 s
Telescope out time at max. reach - no load	11.4 s
Telescope out time at max. height - no load	11.4 s

Brakes

Engine braking	Hydrostatic
Parking and emergency brake	Negative brake with hydraulic command

Fluid Capacities

Axles and reduction gears front / rear	9 / 8.1 l
Engine oil	8.5 l
Fuel tank	140 l
Hydraulic reservoir	77 l

Standard Features

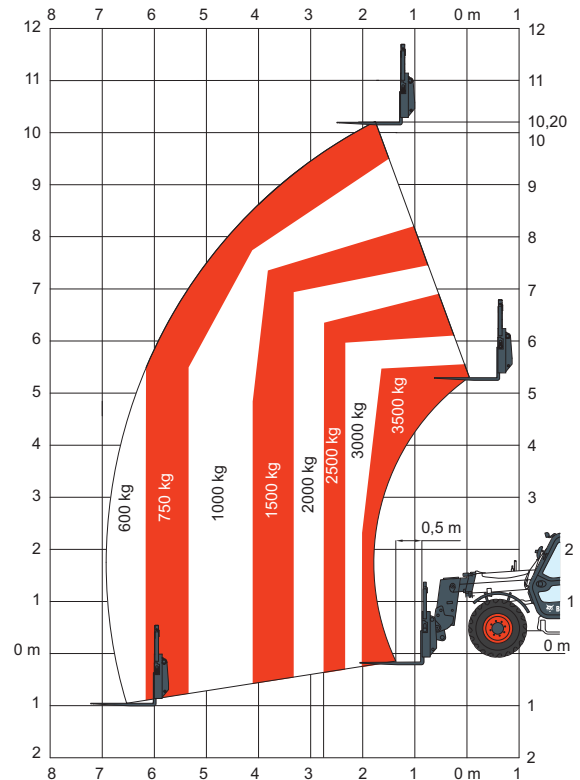
Aggravating Movements Arrester (AMA)	Two way hydraulic supply at the end of the boom
Hydrostatic transmission	Narrow hook-up for mounting of the equipment
ROPS/FOPS operator cab	Mechanical lock of the equipment
Heating, demisting and ventilation	
Front and rear washer/wipers	
Suspension seat	

Options

Reverse drive alarm	Work light on boom
Second hydraulic function on boom	Set of blue lights for hen houses
Cab air conditioning	Hydraulic lock of equipment
Rear hydraulic hook and mirror	Yoke and electrical plug
Rotating beacon	Roof windscreen wiper
Cooling fan reverser for cleaning purpose	Windscreen grill
Rear hydraulic connection	Transmission lock override
Trailer brake valve	

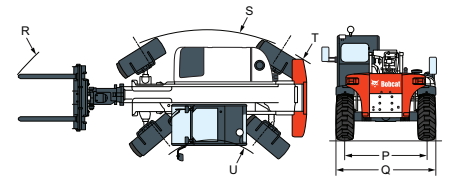
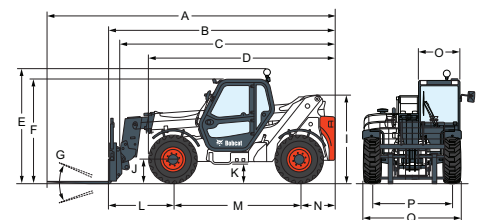
Load Charts

With forks and TITAN 400/70 x 20 150B 166A2 LIFT RIGGER II (standard) or DUNLOP 400/70 x 20 150B 168A2 (option) tyres



Complies with stability test EN1459 Annex B.

Dimensions



(A)	6486 mm	(G)	145°	(M)	2850 mm
(B)	5285 mm	(I)	2079 mm	(N)	800 mm
(C)	5070 mm	(J)	419 mm	(O)	930 mm
(D)	4406 mm				
(E)	2610 mm				
(F)	2295 mm				

Specifications and design are subject to change without notice. - Pictures of Bobcat products may show other than standard equipment.

www.bobcat.eu



Bobcat®

