

24-28 t 305-343 hp

VOLVO ARTICULATED HAULERS

A25E, A30E



MORE CARE. BUILT IN.



VOLVO – A PARTNER TO TRUST

It's no surprise that every other articulated hauler manufactured in the world today is a Volvo. It was Volvo that developed the hauler concept in the 1960s and since then, we've been the development leader. With the E-series, we reinforce our position as the world's leading manufacturer of articulated haulers. When you choose the A25E and A30E you know you'll get the job done – quickly, smoothly, cost-effectively, and safely.

Profitable combination

As the world's biggest and leading manufacturer of engines for heavy equipment, Volvo has an unbeatable advantage. With in-house developed drivetrains – designed for the tough demands on articulated haulers – the A25E and A30E have the power and durability needed for maximal productivity.

We're always there for you

Choosing an articulated hauler from Volvo gives you both a machine and a partner you can trust. Volvo A25E and Volvo A30E are two of the most reliable machines on the market. Volvo Construction Equipment's global dealer network and well-trained service technicians means always having a dedicated partner near yourself and your operation. This means peace-of-mind ownership, and you always have a machine that gives higher profitability and productivity.

Specifications	A25E		A30E	
Engine, Volvo	D9B ABE3* / AAЕ3**		D9B ACE3* / ADE3**	
Max power at	35 r/s	2 100 rpm	31,7 r/s	1 900 rpm
SAE J1995 Gross	224 kW	305 hp	252 kW	343 hp
ISO 9249, SAEJ1349	223 kW	303 hp	251 kW	341 hp
Max torque at	20 r/s	1 200 rpm	20 r/s	1 200 r/min
SAE J1995 Gross	1 700 Nm	1 254 lb ft	1 700 Nm	1 254 lb ft
ISO 9249, SAEJ1349	1 689 Nm	1 246 lb ft	1 689 Nm	1 246 lb ft
Max. Speed	53 km/h	32.9 mph	53 km/h	32.9 mph
Load Capacity	24 000 kg	26.5 sh tn	28 000 kg	31.0 sh tn
SAE 2:1 heap	15,0 m ³	19,6 yd ³	17,5 m ³	22,9 yd ³
Net weight	21 560 kg	47 531 lb	23 060 kg	50 838 lb
Gross weight	45 560 kg	100 442 lb	51 060 kg	112 568 lb

*) Meets Europe (EU) Stage IIIA

**) Meets US (EPA) Tier 3, California (CARB) Tier 3 and Europe (EU) Stage III.





POWER YOUR BUSINESS GROWTH

It's when the going gets tough and demands are stepped up that you really see the great benefits of Volvo's articulated haulers. Simply put, they are built to effectively haul different types of loads in the most extreme conditions, without taking the long way around. The haulers' reliability and productivity are improved by the optimally matched drivetrain. Every part in the drivetrain is developed for maximal rimpull, operating reliability, fuel-efficiency, and long life.

Always the shortest route

Where rigid haulers and trucks have to take the long way around or risk getting stuck, that's where Volvo's articulated haulers operate smoothly and safely, taking the shortest route between loading and dumping sites.

The unique maneuverability is due to the rotating hitch and the frame steering, making it possible for the tractor and trailer to move independently of each other. This reduces stresses on the frame in off-road operations and makes the machine easy to operate – even with a full load – since all the wheels have good ground contact.

Use every drop of fuel

Volvo's in-house engines provide A25E and A30E both power and rimpull. The D9-engine is equipped with Volvo Advanced Combustion Technology which is designed to efficiently use every drop of fuel. The turbocharged low-emission diesel engine features electronically controlled direct-injection and intercooler.

Maximum rimpull with Powertronic

Volvo's automatic Powertronic transmission brings maximal performance to your hauler. The transmission shifts smoothly at exactly the right time, giving comfort and high rimpull at all speeds.

Minimal power losses

Volvo's In-line dropbox has less moving parts than a traditional dropbox, which means minimal power losses. The design makes it possible to place the rear output shaft up high, giving high ground clearance, a high mounted hitch, and improved stability.



Volvo D9 V-ACT Engine

Volvo's engines feature Volvo Advanced Combustion Technology, V-ACT, an emission-controlling solution based on simple yet proven technology.

Volvo's in-house engineered and manufactured engines provide for higher power at low rpm for maximum fuel efficiency.

Volvo D9 engines meet all existing emission requirements according to Stage IIIA/Tier 3.

Volvo Heavy-Duty Transmission

Volvo planetary transmission features smooth shifting providing maximum rimpull at speeds.





FLEXIBILITY FOR LONG-TERM PROFIT

A25E and A30E are highly flexible allrounders making light work of tough applications on most work sites. Depending on the application, it's also possible to optimize the load body's shape for a maximally productive machine. Add minimal service need and ATC (Automatic Traction Control), and you can confidently count on profitability in the long run.

Wide-ranging, high-reliability haulers

Throughout the years, the Volvo hauler concept has proven to be perfect for different types of earth-moving at major construction projects, such as road and dam construction. But the articulated hauler is also the optimal solution in many other applications, such as operations in sand and gravel pits, rock quarries, mines, tunnel construction, and on landfill sites, just to mention a few examples.

The common feature of all these work sites is that they often have demanding loading and dumping sites, large volumes have to be hauled, and often the work area has no roads – but still the vehicles must have the ability to maintain high speeds where there are roads.

ATC for even better drive

ATC (Automatic Traction Control) makes the hauler even easier to operate – and cheaper to own. The ATC-system monitors wheel slip and engages the 100 % locking differential locks when needed. This means that the hauler has maximum rimpull exactly when it's needed. In better conditions, there's no need to operate with drive on all wheels – ATC reduces tire wear and contributes to lower fuel consumption. A25E and A30E with ATC is standard on certain markets.

Profit from the right body

Since you can choose body design, your A25E and A30E will be optimally equipped for the job. For hauling shot rock and similar materials, you choose a body reinforced with thicker body plates. It's easy to install a kit for light materials when the hauler loads materials of lower density such as coal or wood-chips, enabling larger load volumes. It's also possible to modify the body with different types of tailgates to reduce spill when hauling, for example, sand on steep grades.

No daily service

There's no daily service needed for Volvo's haulers. Monitored checks of oil and fluid levels all add up to minimal service needs. Long intervals between every service mean more time for productive work.

Downtime during service is short, thanks to few service points and simple work. All filters are easy to access, the engine hood opens a full 90 degrees, and the swing-down front grill makes it easy to reach service points on the engine.

Care Track provides remote monitoring of the machine's position, utilization and performance. With immediate availability of correct facts about your machines, you can analyze the situation shift by shift, and make decisions that result in higher productivity and shorter downtime.



Ease of operation with ACT

ATC (Automatic Traction Control) monitors wheel slip and engages the 100 % locking differential locks when needed, reduces tire wear and contributes to lower fuel consumption.

Adapt the body for flexibility

Hauling shot rock or light coal - there is body options to optimize the body for different types of material.

Maintenance and uptime

Electronic monitoring of fluid levels minimizes service needs and enhances reliability.

No daily greasing means more time for productive work.



IN CONTROL OF YOUR BUSINESS

Operators can work effectively at a fast pace in the Volvo A25E and Volvo A30E, and stay sharp hour after hour. Several important features make the machine and operator a highly productive unit: the well proven brake system, the effective retardation system, the powerful and exact dumping system, and the superior steering system.

Effective brakes

Both A25E and A30E have dry disc brakes and two separate circuits for high degree of safety and impressive braking performance.

High-performance retardation system increases productivity

The foot-operated retardation system is user-friendly, effective, and safe since the operator never has to let go of the steering wheel. The hydraulic retardation system is integrated in the transmission. The operator can maintain higher average speeds throughout the whole work cycle thanks to the retarder's fast response, high continuous availability, and high performance.

High-efficiency dumping

A fully loaded body is raised in only 12 seconds, and lowered in only 9 seconds – with ease and control. The explanation to the short dumping times is Volvo's single stage, double-acting hoist cylinders.

The effective dumping system makes it possible to place the load in exactly the right position, even on downhill grades. Volvo's unique and user-friendly Load and Dump brake makes it possible to both increase productivity and decrease operating costs. With the simple push of a button, the transmission shifts to neutral and the service brakes are activated.

Unique steering system

Volvo's hydro-mechanical and self-compensating steering system is the market's best by far. It gives a unique feel for the road, only comparable to the steady automotive-type feel. Steering angle always remains the same for a given steering wheel position, making it easy to stay on course. This makes Volvo's steering system superior to all other systems on the market, and gives the operator an outstanding control of the machine. Steering is stable at high speeds and powerful in rough off-road conditions – quite simply, a safe machine that's easy to operate.

Engine retarder for low brake wear

Volvo's engine retarder promotes low brake wear and higher average speeds.

Foot operated switch allows for safe actuation of engine retarding system.

Unique Load & Dump brake

A simple push of a button sets the transmission in neutral and all trailer brakes are activated.

Dumping downhill

Volvo's double-acting, single-stage hoist cylinders have the performance needed to raise and lower the body on downhill grades.

Dump lever with built-in safety


Dumping and lowering of the body is controlled with the pilot-operated 4-position dump lever. The lever automatically goes to hold position when the operator leaves the seat.

Optional equipment

It's possible to adapt the body to all kinds of different materials, for example, with tailgates, body extensions, body heating, and spill guard.

Volvo's unique self-compensating hydro-mechanical steering

Powerful and accurate steering for safe operation and high productivity.





BUILT FOR JOB SATISFACTION

Let's be frank; a world-class hauler has to have a world-class operator's environment. Without a happy and effective operator, the hauler can never attain maximal productivity.

Volvo has been the leader for a long time when it comes to operator environment, and our development work with operator's cabs has received several awards. With the E-series, Volvo manifests its position as the leader. Operators in Volvo haulers can stay focused on the job, even on those really long shifts.

Space and comfort

Our articulated haulers feature the quiet, clean, and spacious Volvo Care Cab. The first thing you notice is how easy it is to get in to the A25E and A30E. The steps are well-matched, the door opening is wide and without a threshold. Inside the cab there's plenty of room for the operator as well as personal items such as boots and a lunchbox.

The ergonomically designed operator's seat features air-suspension and is easily adjustable for true comfort. The steering wheel angle can be adjusted, and there's also a vertical height adjustment.

Focus on visibility

Good visibility all around the machine is an absolute condition for both high safety and high productivity. The operator sits up high in the centrally located operator's seat.

Visibility around the machine is improved even more with the large rearview mirrors, large windshield and windows, as well as the well-placed cab pillars.

Comfortable, quiet, and clean

Sound level is comfortably low, and Volvo's proven front suspension ensures that the operator is not jolted by ruts and bumps. The unique filtration system in the Volvo Care Cab provides a clean cab environment in a class of its own. The effective air-conditioning system makes sure that the cab temperature always keeps the operator comfortable.



Volvo Care Cab

Volvo's world class operator's environment features a larger, more spacious interior and large storage compartments.

The Volvo Care Cab pressurizes and filters all incoming air twice, promoting a clean interior and a healthy, happy operator.

Contronic Monitoring System alerts the operator of machine status and maintenance needs, providing maximum availability and protection during the shift.

Good visibility, from the wide windshield to the well placed rear view mirrors, allows for safe and productive work.



SUPPORTED WITH BENEFITS

By choosing a Volvo articulated hauler, important advantages will make your business really profitable. Volvo has developed several intelligent systems to help you make the right decisions for high profitability and optimum machine usage. Volvo is a partner you can trust. Our global dealer network ensures that you're never far from genuine Volvo spare parts and specially trained service technicians who know your specific machine.

Always on the right track

CareTrack is a telematic system developed to work with the Volvo machines' own diagnostics system. On a password-protected website, you can "see" the exact location of your machine, what the fuel consumption looks like, and when it's time for next service. With immediate availability of correct facts about your machines, you can analyze the situation shift by shift, and make decisions that result in higher productivity and shorter downtime. CareTrack is also excellent theft-protection, since you can use your computer to "lock in" the machine in a specified geographic area.

Real-time information

The built-in Contronic monitoring system enables the operator to always keep an eye on the machine's functions in real-time. The information display on the control panel gives continuous updates on the machine's functions, including outdoor temperature, fuel consumption, and fluid levels.

Matris has the answers

Matris is a PC-based follow-up system which, when connected to the machine, measures and analyzes how the machine has been used. The operating history gives clear information in tables, circle or bar diagrams, on, for example, use of the engine, brakes, and transmission, as well as fuel consumption.

A safe choice

Service and maintenance is the starting point in making your machine investment just as profitable as you want it to be. The key is to let your Volvo remain a Volvo. With genuine Volvo Parts you know that the machine's built-in values such as operating reliability, performance, safety, and comfort will endure, year after year.

Tailored to your needs

- The Volvo Articulated Hauler can be personalized in many ways to meet your specific operating needs based on conditions and applications.
- To adapt the machine further it offers a number of software parameters that can be set based on customer input.
- Machine software parameters can be set (adjusted) to enhance machine functionality meeting your specific jobsite environments and demands.
- Service agreement or repair contract can boost your competitiveness and make your operation more profitable.

Contact your local dealer for further information.



Care Track* advanced telematics

GPS positioning, mapping, Geo- and Time-fence functions monitor your machine fleet.

GPRS and/or Satellite transfer of operating data, error codes**, logged machine data**.

Service reminders and alarms, including forwarding by E-mail and text message.

Machine utilization, including fuel consumption.

*) Optional equipment

***) Available with Care Track Advanced

Contronic monitoring system

Over-riding computerized electronic monitoring system, dependable and easy to use.

Coordination of reliable engine and machine computers for optimum performance and safety.

Display information in three categories – current operating data, warning texts and error messages.

Monitors fuel consumption, cycle times and service intervals.

The system has built-in safety functions that automatically limit the engine's torque and power output in case of major malfunctions in order to protect the engine and transmission, thus reducing the risk of subsequent damage.



A MACHINE YOU CAN ALWAYS TRUST

Volvo's Unique Self-compensating Hydro-mechanical Steering

- Powerful and accurate steering for safe operation and high productivity.

Excellent Operator Environment

- A spacious and comfortable cab with centrally positioned operator contributes to high productivity throughout the shift.
- Ergonomically positioned controls, air conditioning, air suspension seat with tilt/ telescopic steering wheel, wide angle forward view for reduced operator fatigue and high safety.

Heavy Duty Axles

- Purpose built with 100% dog clutch type diff-lock.

Exhaust Brake and Retarders

- Easy to operate powerful retardation system reduces wear and operating cost.

6x4 and 6x6 with Five Operating Modes

- Easy to use drive combinations for every type of operating condition, reduces fuel consumption, driveline and tire wear and increases off-road mobility.
- Automatic Traction Control (ATC) simplifies operation, promotes longer tire life and reduced fuel consumption.

Volvo Drive Train

- Correctly matched Volvo-designed components, specifically developed for hauler applications. Low power losses and long service life.
- 6-speed transmission gives smooth shifting and high power at all times.

State-of-the-Art Hydraulic System

- Variable displacement piston pumps consume power only when required.



Purpose-built dropbox

- Proven in-line drop-box provides excellent ground clearance, gives stability and low internal power losses.

Serviceability

- No daily or weekly greasing.

Swing Down Front Service Platform

- Grouped engine filters and remote mounted drains reduce service time. Contronic System electronically monitors fluid levels and systems for ease of service and trouble shooting.

Maintenance Free Suspensions

- The straddle mounted bogie beam gives large wheel movement and low frame stress. Low pivot point enhances stability.
- Front axle has independent wheel movement via a 3-point mounting system.

Frames and Chassis

- Box type design frames provides strong, weight optimized, high quality frames for long service life
- Rotating hitch and articulated steering provides good off-road mobility and less stress on the frames in tough applications. High positioned hitch provides high ground clearance and stability.

High strength steel 400 HB body

- High chute and tipping joint with 70° or greater dump angle promotes load retention and ejection.

High Capacity Cooling System

- Power and fuel saving, hydraulically driven, side mounted variable speed fan consumes power only when needed.



IN HARMONY WITH THE ENVIRONMENT

Volvo's machines are built for minimal environmental impact. Caring for the environment is a natural extension of our dedication to giving maximal protection to operators and the environment. We are also convinced that highly developed environmental thinking gives both peace of mind as well as competitive advantages.

Use every drop of fuel

Volvo's V-ACT-engines are designed using an advanced method of fuel injection under higher pressure, a further development of the system for electronic engine control as well as a smart system for internal exhaust gas recirculation. In short, it means that the exhaust valve opens slightly during the inlet stroke and lets a small amount of exhausts back into the cylinder. Presence of exhausts lowers the combustion temperature and reduces emissions of nitrous oxide.

Volvo - where recycling is natural

As another important part of our commitment to the environment, A25E and A30E are 95% recyclable. Engine, transmission, and hydraulics are overhauled and re-used in our component exchange system. For us it's natural to assume our responsibility for the environment, of which we all are a part.

Quality

Volvo articulated haulers are manufactured in quality certified factories according to ISO 9001:2000.

Extensive product reliability growth test programs and improved component reliability standards ensure availability and greater productivity in the most demanding operating conditions.

All major components including transmission, axles, fuel tank and hydraulic tank are well-protected from contamination with high-quality breather filters, only replaced every 2000 hours to ensure long machine life and prevent oil misting.

All electrical wiring is routed through highquality conduits, providing true protection from water, dust, vibration and abrasion.

Safety

Dual circuit wheel brake system.

The user-friendly Operator's communication system includes safety features such as indication of raised dump body, unbuckled seatbelt, and open door.

The parking brake is activated automatically when the engine is switched off.

The cab has been tested and approved according to the requirements in ROPS ISO 3471 and FOPS ISO 3449.

Non-return valves prevent leakage of both hydraulic tank and fuel tank in case of roll-over

Warning signs offer clear information in the form of symbols and illustrations.

Environment

Volvo articulated haulers are manufactured in environmentally certified factories according to ISO 14001:2004.

Optional biodegradable hydraulic oil allows environment-friendly operation.



ADAPTABLE DUMP BODY



Selection of Volvo adaptable dump body options

Light Material bolt on Kit

The Light Material bolt on kit adapts the body for hauling light and medium density materials. The kit bolts to a standard body, easily mounted/ dismantled adapting the machine for hauling different materials.

Underhung Tailgate

Reduces spill when hauling, especially on steep grades. Designed for hauling gravel, sand and liquid masses.

Overhung Tailgate, Wire operated

The wire operated tailgate gives a large opening, and reduces spill when hauling, especially on steep grades. Designed for hauling gravel, sand and liquid masses.

Over/under -hung Tailgate, Linkage-operated

Reduces spill when hauling, especially on steep grades. Designed for hauling gravel, sand and liquid masses.

Heavy Duty Wear plates

Adapts the body for heavy duty operation in hauling blasted rock and other similar highly abrasive materials

Body heating kit

Reduces the risk of material freezing or sticking to the body. The exhaust gases are routed along the bottom of the body via a flexible hose at the hitch and exit at the rear of the body.

Extra Front spillguard

Reduces spill from careless loading and when hauling on steep downhill grades.

NINE WAYS TO IMPROVE THE CAPACITY OF YOUR MACHINE



Selection of Volvo optional equipment

Low profile tires

65% profile tires is perfect in demanding applications where low ground pressure, good stability and comfort is preferred.

Electrical hood opening

Makes hood opening easy and fast. An electric pump opens the hood in addition to the hand operated pump.

Rear vision system

Rear view camera system reduces blind spots, improves site safety and operator comfort when reversing.

Heavy duty oil bath engine air cleaner

Increases functional reliability in extremely dusty conditions.

Anti-theft system

A four-digit code is entered via the Contronic to enable engine start.

Engine shut down timer

Delayed engine shut-down, easily activated with a switch on the instrument panel. The delay timer is set with the Contronic System. Gives the turbocharger time to

cool down and ensure lubrication of the turbo.

ATC - Automatic Traction Control

The system monitors wheel slippage and engages the differential locks only when needed. This offers easier operation and can reduce tire wear and fuel consumption.

Emergency engine stop

An emergency engine stop button fitted on the left front fender

for added safety. The button is reachable from ground level for instant engine shutdown in the case of an emergency where the access to the cab is blocked or too dangerous to approach.

Care Track Telematics system

Remote monitoring of the machine's position, utilization and performance. Forwarding of error codes, alarms and service reminders. Position on map plus Geo&Time-fence functions.

VOLVO A25E, A30E IN DETAIL



Engine

Engine: Volvo, V-act Tier III, 6-cylinder in-line, direct injected electronically controlled. Volvo's turbocharged and intercooled 4-stroke diesel engine, generates high torque at low rpm for quick response and low exhaust emissions. Cooling system: High capacity cooling system with power and fuel saving, variable speed fans.

A25E

Engine	Volvo D9B ABE3* / AAE3**	
Max power at	35 r/s	2 100 rpm
SAE J1995 Gross	224 kW	305 hp
Flywheel power at	35 r/s	2 100 rpm
ISO 9249, SAE J1349	223 kW	303 hp
Max torque at	20 r/s	1 200 rpm
SAE J1995 Gross	1 700 Nm	1 254 lb ft
ISO 9249, SAE J1349	1 689 Nm	1 246 lb ft
Displacement total	9,4 l	574 in ³

A30E

Engine	Volvo D9B ACE3* / ADE3**	
Max power at	31,7 r/s	1 900 rpm
SAE J1995 Gross	252 kW	343 hp
Flywheel power at	31,7 r/s	1 900 rpm
ISO 9249, SAE J1349	251 kW	341 hp
Max torque at	20 r/s	1 200 r/min
SAE J1995 Gross	1 700 Nm	1 254 lb ft
ISO 9249, SAE J1349	1 689 Nm	1 246 lb ft
Displacement total	9,4 l	574 in ³

*) Meets Europe (EU) Stage IIIA

**) Meets US (EPA) Tier 3, California (CARB) Tier 3 and Europe (EU) Stage III

Drivetrain

Torque converter: Built-in Lock-up function. Transmission: Fully automatic Volvo PowerTronic planetary transmission with six forward gears and two reverse gears. Dropbox: Volvo-designed with high ground clearance. Axles: Heavy duty, purpose built Volvo design with fully floating axle shafts, planetary type hub reductions and 100% dog clutch type diff-lock.

A25E

Torque converter	2,37:1
Transmission, Volvo	PT 1562
Dropbox, Volvo	IL1
Axles, Volvo	AH 56

A30

Torque converter	2,37:1
Transmission, Volvo	PT 1562
Dropbox, Volvo	IL1
Axles, Volvo	AH 64

Engine brake	Exhaust retarder
--------------	------------------



Electrical system

All cables, sockets and pins are identified. Cables are enclosed in plastic conduits and secured to main frame. Halogen lights. Prewired for options. Connectors meet IP67 standard for water-proofing as necessary.

A25E

Voltage	24 V
Battery capacity	2x170 Ah
Alternator	2,24 kW (80 A)
Starter motor	7,0 kW (9,5 hp)

A30E

Voltage	24 V
Battery capacity	2x170 Ah
Alternator	2,24 kW (80 A)
Starter motor	7,0 kW (9,5 hp)

Brake system

Dual circuit system with air-hydraulic dry disc brakes on all wheels. Meets ISO 3450 and SAE J1473 at total machine weight. Circuit division: One circuit for front axle and one for bogie axles. Parking brake: Spring-applied disc brake on the propeller shaft, designed to hold a loaded machine on a grade of up to 18%. When the parking brake is applied, the longitudinal differential is locked. Compressor: Gear-driven by engine transmission. Retarder: Hydraulic, infinitely variable, integrated in transmission.

Cab

Ergonomically designed. Unobstructed wide angle forward view. Operator centrally positioned above the front axle. Ergonomically positioned controls. Air conditioning. Adjustable operators seat with retractable seat belt. Filtered fresh air and four speed fan. Operator Communication System: Contronic, user-friendly and easy-to-understand information, all vital machine functions are constantly monitored. Standard: ROPS/FOPS approved according to (ISO3471, SAE J1040) / (ISO3449, SAE J231)

A25E / A30E

Sound level in cab ISO 6396	74 dB(A)
------------------------------------	----------

VOLVO A25E, A30E IN DETAIL



Hydraulic System

Pumps: Four engine-driven variable displacement load-sensing piston pumps driven by the flywheel PTO. One ground-dependent piston pump for secondary steering mounted on the dropbox. Filter: One fibreglass filter with magnetic core.

A25E	Pump capacity per pump
Engine-dependent	146 l/min
Ground-dependent	122 l/min
at shaft speed	46,2 r/s
Working pressure	25 MPa

A30E	Pump capacity per pump
Engine-dependent	146 l/min
Ground-dependent	122 l/min
at shaft speed	46,2 r/s
Working pressure	25 MPa

Steering system

Cylinders: Two double-acting steering cylinders. Supplementary steering: Complies with ISO 5010 at total machine weight. Steering angle: 3,4 steering wheel turns lock-to-lock, $\pm 45^\circ$.

Body / Dumping

Load and dump brake: With the engine running, the service brakes on the rear axle are applied and transmission is shifted to neutral. Dumping Cylinders: Two single stage double acting cylinders.

A25E

Tipping angle	74° A
Tipping time with load	12 s
Lowering time	9 s

A30E

Tipping angle	70° A
Tipping time with load	12 s
Lowering time	9 s

Frames and Chassis

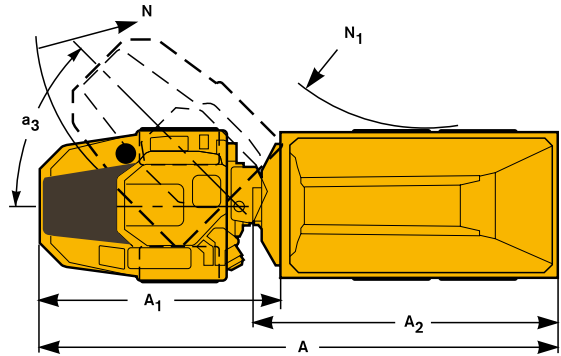
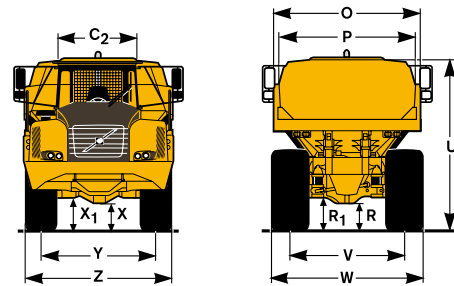
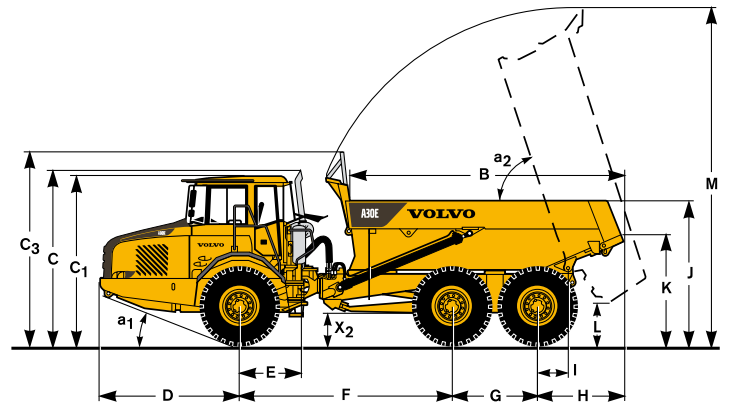
Box type design frames. 360° rotating, high positioned hitch. Independent wheel movement via a 3-point mounting system. Straddle mounted bogie beam.



SPECIFICATIONS

Pos	Metric (mm)		Imperial (Feet)	
	A25E	A30E	A25E	A30E
A	10 220	10 297	33'6"	33'9"
A ₁	4 954	4 954	16'3"	16'3"
A ₂	5 764	6 002	18'11"	19'8"
B	5 152	5 339	16'11"	17'6"
C	3 428	3 428	11'3"	11'3"
C ₁	3 318	3 318	10'11"	10'11"
C ₂	1 768	1 768	5'10"	5'10"
C ₃	3 760	3 834	12'4"	12'7"
D	2 764	2 764	9'1"	9'1"
E	1 210	1 210	4'0"	4'0"
F	4 175	4 175	13'8"	13'8"
G	1 670	1 670	5'6"	5'6"
H	1 610	1 688	5'3"	5'6"
I	608	608	2'0"	2'0"
J	2 778	2 856	9'1"	9'4"
K	2 102	2 181	6'11"	7'2"
L	677	686	2'3"	2'3"
M	6 559	6 592	21'6"	21'8"
N	8 105	8 105	26'7"	26'7"
N ₁	4 079	4 037	13'5"	13'3"
O	2 700	2 900	8'10"	9'6"
P	2 490	2 706	8'2"	8'11"
R	512	513	1'8"	1'8"
R ₁	634	635	2'1"	2'1"
U	3 257	3 310	10'8"	10'10"
V	2 258	2 216	7'5"	7'3"
V*	-----	2 258	-----	7'5"
W	2 859	2 941	9'5"	9'8"
W*	-----	2 859	-----	9'5"
X	456	456	1'6"	1'6"
X ₁	581	582	1'11"	1'11"
X ₂	659	659	2'2"	2'2"
Y	2 258	2 216	7'5"	7'3"
Y*	-----	2 258	-----	7'5"
Z	2 859	2 941	9'5"	9'8"
Z*	-----	2 859	-----	9'5"
a ₁	23.5°	23.5°	23.5°	23.5°
a ₂	74°	70°	74°	70°
a ₃	45°	45°	45°	45°

A25E: Unloaded machine with 23,5 R25
A30E: Unloaded machine with 750/65R25
*) A30E with optional 23,5 R25 tires



Load capacity

	A25E		A30E	
Standard Body				
Load capacity	24 000 kg	26.5 sh tn	28 000 kg	31.0 sh tn
Body, struck	11,7 m ³	15.3 yd ³	13,6 m ³	17.8 yd ³
Body, heaped	15,0 m ³	19.6 yd ³	17,5 m ³	22.9 yd ³
With underhung tailgate				
Body, struck	12,0 m ³	15.7 yd ³	13,8 m ³	18 yd ³
Body, heaped	15,3 m ³	20 yd ³	18,0 m ³	23.5 yd ³
With overhung tailgate				
Body, struck	12,1 m ³	15.8 yd ³	14,0 m ³	18.3 yd ³
Body, heaped	15,6 m ³	20.4 yd ³	18,1 m ³	23.7 yd ³
With over- and underhung tailgate				
Body, struck	12,1 m ³	15.8 yd ³	- m ³	- yd ³
Body, heaped	15,6 m ³	20.4 yd ³	- m ³	- yd ³

Weights

	A25E		A30E	
Tires	23,5R25		750/65R25	
Operating weight unloaded				
Front	12 160 kg	26 808 lb	12 500 kg	27 557 lb
Rear	9 400 kg	20 723 lb	10 560 kg	23 280 lb
Total	21 560 kg	47 531 lb	23 060 kg	50 838 lb
Payload	24 000 kg	52 910 lb	28 000 kg	61 729 lb
Total weight				
Front	14 140 kg	31 173 lb	14 990 kg	33 047 lb
Rear	31 420 kg	69 269 lb	36 070 kg	79 520 lb
Total	45 560 kg	100 442 lb	51 060 kg	112 568 lb

Operating weight includes all fluids and operator.

Ground Pressure

	A25E		A30E			
Tires	23,5R25		750/65R25		23,5R25	
Unloaded						
Front	123 kPa	17.8 psi	101 kPa	14.6 psi	127 kPa	18.4 psi
Rear	48 kPa	7.0 psi	43 kPa	6.2 psi	54 kPa	7.8 psi
Loaded						
Front	144 kPa	20.8 psi	121 kPa	17.5 psi	152 kPa	22.0 psi
Rear	159 kPa	23.0 psi	146 kPa	21.2 psi	183 kPa	26.5 psi

Speed

	A25E		A30E	
Forward				
1	8 km/h	5.0 mph	8 km/h	5.0 mph
2	12 km/h	7.5 mph	12 km/h	7.5 mph
3	22 km/h	13.6 mph	22 km/h	13.6 mph
4	31 km/h	19.3 mph	31 km/h	19.3 mph
5	40 km/h	24.8 mph	40 km/h	24.8 mph
6	53 km/h	32.9 mph	53 km/h	32.9 mph
Reverse				
1	8 km/h	5.0 mph	8 km/h	5.0 mph
2	13 km/h	8.1 mph	13 km/h	8.1 mph

Fill capacities

	A25E		A30E	
Crankcase	40 litre	10.6 US gal	40 litre	10.6 US gal
Fuel tank	400 litre	106.0 US gal	400 litre	106.0 US gal
Cooling system	115 litre	30.4 US gal	115 litre	30.4 US gal
Transmission, total	41 litre	11.0 US gal	41 litre	11.0 US gal
Dropbox	8,5 litre	2.2 US gal	8,5 litre	2.2 US gal
Axles, front/rear	33 litre	8.7 US gal	33 litre	8.7 US gal
First bogie axle	34 litre	9.0 US gal	34 litre	9.0 US gal
Hydraulic tank	175 l litre	46.0 US gal	175 l litre	46.0 US gal

Body material

Front	8 mm	0.31"
Sides	12 mm	0.47"
Bottom	14 mm	0.55"
Chute	14 mm	0.55"
Yield strength	1000 N/mm ²	145 000 psi
Tensile strength	1250 N/mm ²	181 000 psi
Hardness	400 HB	

STANDARD EQUIPMENT

Safety	A25E	A30E
ROPS/ FOPS protected cab	•	•
Service platform for ease of service	•	•
Anti-slip material on hood and fenders	•	•
Hazard lights	•	•
Horn	•	•
Protective grille for rear window	•	•
Rear-view mirrors	•	•
Retractable 3-inch safety belt	•	•
Secondary steering	•	•
Steering joint locking assembly	•	•
Dump body lock	•	•
Windshield wipers with interval function	•	•
Windshield washers	•	•
Handrails on fenders	•	•

Comfort	A25E	A30E
Tilt/telescopic steering wheel	•	•
Cab heater with filtered fresh air and defroster	•	•
Overhead console for radio	•	•
Sun visor	•	•
Tinted glass	•	•
Can holder /storage tray	•	•
Cigarette lighter	•	•
Ashtray	•	•
Space for lunch cooler	•	•
Storage box	•	•
Instructor seat with seat belt	•	•
Sliding window	•	•

Engine	A25E	A30E
Direct injected, electronically controlled	•	•
Turbocharged, intercooled	•	•
Remote oil drain plug and hose	•	•
Remote oil filters, for ease of access	•	•
Preheater for easier cold starts	•	•
Exhaust retarder	•	•

Electrical system	A25E	A30E
80 A alternator	•	•
Battery disconnect switch	•	•
Extra 24 V socket for lunch cooler	•	•
Lights:	•	•
• Headlights	•	•
• Parking lights	•	•
• Direction indicators	•	•
• Rear lights	•	•
• Back-up light	•	•
• Brake lights	•	•
• Cab lighting	•	•
• Instrument lighting	•	•

Operator information interface	A25E	A30E
Gauges:	•	•
• Speedometer	•	•
• Tachometer	•	•
• Brake pressure	•	•
• Fuel	•	•
• Transmission oil temperature	•	•

Warning lights grouped and easy to read	A25E	A30E
Central warning (3 levels) for all vital functions	•	•

Central positioned information display:	A25E	A30E
• Automatic pre-start checks	•	•
• Operation information, easy-to-find menu	•	•
• Troubleshooting diagnostics	•	•
• Hour meter	•	•
• Clock	•	•
• Machine settings	•	•

Drivetrain	A25E	A30E
Automatic transmission	•	•
Torque converter with automatic lock-up in all gears	•	•
Single stage dropbox	•	•
Hydraulic variable retarder	•	•
6x4 or 6x6 operator selectable drive modes	•	•
100% longitudinal differential lock	•	•
100% differential locks in all axles	•	•

Brakes	A25E	A30E
Air-hydraulic disc brakes	•	•
Two circuit brake system	•	•
Parking brake on prop shaft	•	•

Body	A25E	A30E
Body prepared for exhaust heating	•	•
Load and dump brake	•	•

Tires	A25E	A30E
23.5R25	•	•
750/65R25	•	•

Other	A25E	A30E
Air drier	•	•

OPTIONAL EQUIPMENT

Safety	A25E	A30E
Fire-extinguisher and first aid kit	•	•

Service and maintenance	A25E	A30E
Tool kit with tire inflation unit	•	•
Electrical hood opening	•	•

Engine	A25E	A30E
Air cleaner, heavy-duty, oilbath type	•	•
Electric engine heater (120V or 240V)	•	•
External emergency engine stop	•	•
Engine shut down timer	•	•

Electrical	A25E	A30E
Work lights, roof mounted	•	•
Work lights, rear-facing, fender-mounted	•	•
Rotating beacon, collapsible mount	•	•
Back-up alarm	•	•
Rear vision system	•	•
Anti-theft system (prevents engine start)	•	•
Headlights for left-hand side traffic	•	•

Cab	A25E	A30E
Air suspended, heated, fully adjustable operator's seat	•	•
Electrically heated rear-view mirrors	•	•
Cable kit for cab heater (120V or 240V)	•	•
Window tint film	•	•
Air conditioning	•	•
Radio	•	•

Body	A25E	A30E
Body exhaust heating	•	•
Extra front spillguard	•	•
Underhung tailgate, link operated	•	•
Overhung tailgate, link operated (only in combination with underhung tailgate)	•	•
Overhung tailgate, wire operated	•	•
Wear plates	•	•
Heavy Duty Wear plates	•	•
Upper side extension, 200 mm	•	•
Light Material bolt on kit	•	•

Tires	A25E	A30E
23.5R25		•

External	A25E	A30E
Front mudguard wideners	•	•
Rear mudflaps	•	•

Other	A25E	A30E
Synthetic hydraulic oil (biologically degradable)	•	•
Arctic oil kit	•	•
Care Track Telematics system	•	•
Toolbox	•	•
Towing Hitch	•	•



Volvo Construction Equipment is different. It's designed, built and supported in a different way. That difference comes from an engineering heritage of over 170 years. A heritage of thinking first about the people who actually use the machines. About how to help them be safer, more comfortable, more productive. About the environment we all share. The result of that thinking is a growing range of machines and a global support network dedicated to helping you do more. People around the world are proud to use Volvo. And we're proud of what makes Volvo different – **More care. Built in.**



All products are not available in all markets. Under our policy of continuous improvement, we reserve the right to change specifications and design without prior notice. The illustrations do not necessarily show the standard version of the machine.

VOLVO

Construction Equipment
www.volvo.com

Ref. No. 21 B 100 3154
Printed in Sweden 2007.09-XX
Volvo, Braås

English
ART