



**DRESSTA**

**CRAWLER DOZERS**

**TD-7M TD-8M TD-9M TD-10M**



# TD-7M TD-8M

## The Dressta M-Series

represents significant  
to increase the

Non-reflective paint on hood  
and radiator guard door

Heavy duty louvered  
radiator guard door

Efficient cooling module  
with side-by-side radiator  
and power train cooler

Steps and handrails  
provide easier entry



*Large displacement Cummins engines (275 cu.in)  
meet Tier II emission requirements*

# TD-9M TD-10M

significant and meaningful improvements which serve the value of these reliable and productive dozers

Modern styled square shaped ROPS Canopy w/headlining and mirror

Cab equipped machines offer an optional air conditioner/heater/pressurizer. A/C condenser relocated from engine compartment to rear of cab roof for added serviceability

Single lever joystick controls all machine motion functions

Comfortable suspension seat w/lumbar support. Arm rests are adjustable for height without needing tools

Safety lever neutralizes joystick function and also applies parking brakes

Brakes are spring applied and hydraulic released

Rear fuel tank guard included as standard, on all models

Power train diagnostic service panel, also includes brake release ports


Choice of torque converter or direct drive power train (all models)



# Operator's e



**Roomy, comfortable and ergonomically organized operator compartment assures maximum productivity by reducing operator's fatigue**



- The suspension seat with adjustable arm rests provides the best position and maximum comfort.
- Efficient and operator-friendly left hand joystick controls all machine motion functions.
- The instrument panel includes a full complement of gauges and indicator lights that provide the operator the information necessary to operate efficiently and effectively.
- The combination of the ergonomically designed joystick and well located foot pedal controls provides the operator unsurpassed operating ease.
- Completely independent selection of braking and engine deceleration is now provided by the 2 foot pedals (plus inching control on DD models)

# environment



## ROPS system

Excellent operator protection is provided by the four post ROPS with extension of the front roof and sound absorbing pad.

Forestry sweeps and screening packages are designed to provide operator protection in various types of forestry applications.



## Cab

An optional hexagonal, sound suppressed cab provides an unsurpassed work environment for the operator.

It can be also equipped with air conditioner/heater/pressurizer.

## Lighting

Three halogen lights are offered as standard equipment. Front lights are protected by the roof overhang.

# Reliability


## Power train

- Rugged and powerful Cummins engine provides outstanding power, easy service and high reliability.
- A torque converter helps operator to perform complicated tasks with greater ease.
- Full power shift, countershaft type, electro-hydraulically actuated transmission provides smooth, low shock shifting.
- Proven and well accepted clutch-brake steering system provides excellent steering modulation and long life.
- Final drives employ a pinion and bull gear speed reduction. Metal-to-metal face seals retain the lubricating oil in the modules and keep out all contaminants.



## Dependable undercarriage

- The track frames incorporate high strength steel full box section side members welded together into a rigid foundation.
- Standard Lubricated Track System (LTS) virtually eliminates internal pin and bushing wear.
- Split Master Link reduces installation time and simplifies repairs.
- The top idlers incorporate long-life heavy duty tapered roller bearings for added reliability and durability.
- Metal-to-metal seal of track rollers keep lubrication in and dirt out.





## Outstanding performance

Unique power train, designed for small crawler applications, provides the customer with outstanding performance in all aspects of working capabilities:

- Fine machine control
- Slow turns
- Quick pivoting turns
- Operating at full power pushing heavy loads
- Finish grading

## Six-Way Blade

The six-way hydraulic Power Angle Tilt (PAT) blade system is designed to improve performance, provide better wear resistance, increase strength and serviceability. This system also reduces maintenance, allows transport within 8'6" widths limits and provides long wear.


The cutting edge angles and blade moldboard geometry are designed to provide an exceptional balance between fine-light dozing and aggressive heavy material movement, enabling M-Series dozers to perform better over a broader variety of dirtmoving applications.

A single lever T-type control operates the equipment control valve and is shaped to fit comfortably into the operator's right hand.

The blade responds quickly, giving the operator a true feel for the blade and provides precise grading efficiency.



# Productivity





## Low maintenance

The design philosophy of the M-series has been to reduce daily and weekly maintenance and increase uptime.

Futhermore, sight gauges and ground level access dipstick make fluid level checks quick and effortless.



- Blade equipment service requirements are minimized through sealed, permanently lubricated, non-metallic bushings and chrome plated pins at all cylinder pivot connections. There are only two lubrication points on the blade system.
- A hydraulic reservoir with sight gauge which is visible from the side for daily walk around inspections.
- A large, single top hood door provides ready access to the radiator fill, engine oil fill and check or reversible fan blades (optional).
- No tools are required for access to the power train spin-on filter located in the left-hand compartment next to the operator's seat. This location also contains power train diagnostic center, the battery, storage area and steering and transmission control valve assembly.
- The right side of reservoir housing features an area for the spin-on equipment hydraulic oil filter, hydraulic system pressure check port, hydraulic oil fill port and the power train oil level dipstick and fill ports.
- Both doors, left and right, are hinged and lockable.



ty



# Specification

## Engines

	<b>TD-7M</b>	<b>TD-8M</b>	<b>TD-9M</b>	<b>TD-10M</b>
Power (SAE Net)	74 hp @ 2500 rpm	85 hp @ 2200 rpm	93 hp @ 2200 rpm	101 hp @ 2500 rpm
Model	Cummins B4.5	Cummins B4.5	Cummins B4.5	Cummins QSB4.5
Type	Naturally aspirated	Turbocharged	Turbocharged	Turbocharged
Displacement		275 cu. in		
Bore and stroke		4.02 in x 5.42 in		
Max. torque	222 lb.ft @ 1300 rpm	300 lb.ft @ 1500 rpm	305 lb.ft @ 1500 rpm	305 lb.ft @ 1500 rpm

Meet EPA Tier 2 emission regulations

## TRANSMISSION & TORQUE CONVERTER

Countershaft type, full power shift, electro-hydraulically actuated transmission with 3 speeds forward and 3 reverse. Joystick control valve has electric transmission range shift control for up and down shifting.

Single stage, 11 inch torque converter with 2.16:1 (for TD-7M and TD-10M) and 2.0:1 (for TD-8M and TD-9M) stall ratio, drives to transmission through a permanently lubricated double universal joint.

## FINAL DRIVES

Single stage final drives employ a pinion and bull gear speed reduction to increase torque for high drawbar pull.

Reduction ratios: 5.66:1 (TD-7M), 5.08:1 (TD-8M) and 8.1:1 (TD-9M and TD-10M)

## STEERING AND BRAKING

DRESSTA caliper type clutch/brake system provides excellent steering modulation over any range of quick or broad steering changes.

The left hand joystick controls transmission and steering drive.

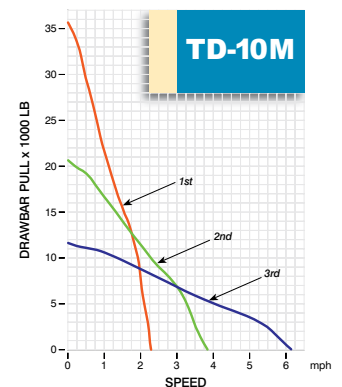
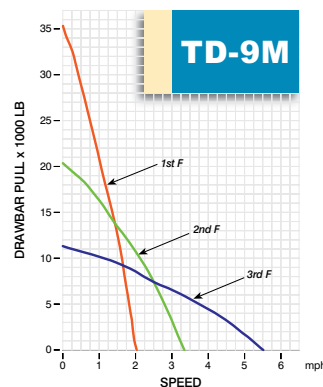
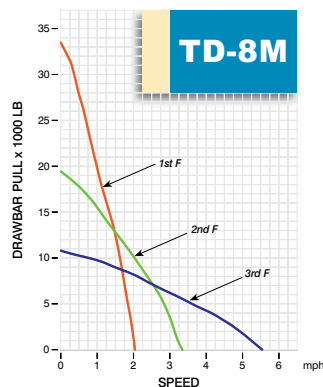
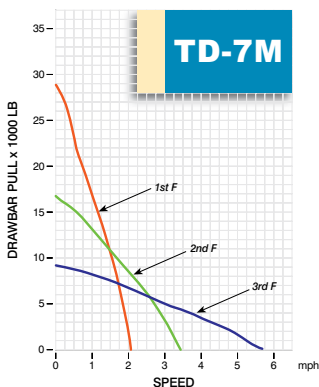
Right foot pedal applies decelerator, left pedal applies disc brakes for downhill speed control and parking.

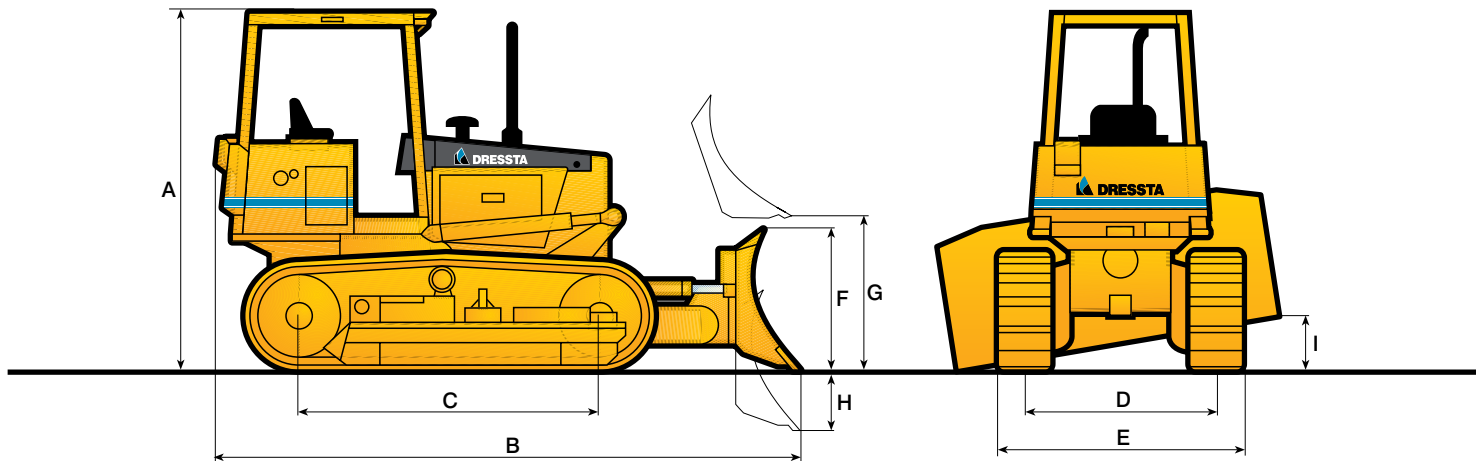
## CAPACITIES

Fuel tank ..... 45 gal  
 Cooling system..... 6.6 gal  
 Crankcase ..... 2.7 gal

Transmission & steering drive ..... 18.5 gal  
 Hydraulic reservoir..... 13.5 gal  
 Final drive, each side.....(TD-7M & TD-8M) 2.5 gal  
 (TD-9M & TD-10M) 4.0 gal

## DRAWBAR PULL





## DIMENSIONS

### TD-7M

### TD-8M

	STD	LT	LGP	STD	LGP
A Overall height with ROPS	104.9 in.	104.9 in.	104.9 in.	104.9 in.	104.9 in.
Overall height with Cab	106.2 in.	106.2 in.	106.2 in.	106.2 in.	106.2 in.
B Overall length w/blade	160 in.	172 in.	172 in.	172 in.	172 in.
C Track on ground	72 in.	82 in.	82 in.	82 in.	82 in.
D Gauge	54 in.	54 in.	61 in.	54 in.	61 in.
E Width over tracks	69 in.	69 in.	85 in.	69 in.	85 in.

## BLADE SPECIFICATIONS

	STD	LT	LGP	STD	LGP
Blade capacity (SAE)	1.81 cu.yd	1.81 cu.yd	1.9 cu.yd	2.20 cu. yd	1.90 cu. yd
F Height	33 in.	33 in.	33 in.	37 in.	33 in.
Width	103 in.	103 in.	111 in.	103 in.	111 in.
G Max lift	37 in.	35 in.	35 in.	35 in.	35 in.
H Digging depth	17.7 in.	17.3 in.	17.3 in.	17.3 in.	17.3 in.
I Tilt adjustment	15.2 in.	15.2 in.	16.4 in.	15.2 in.	16.4 in.
Blade angle	25°	25°	25°	25°	25°

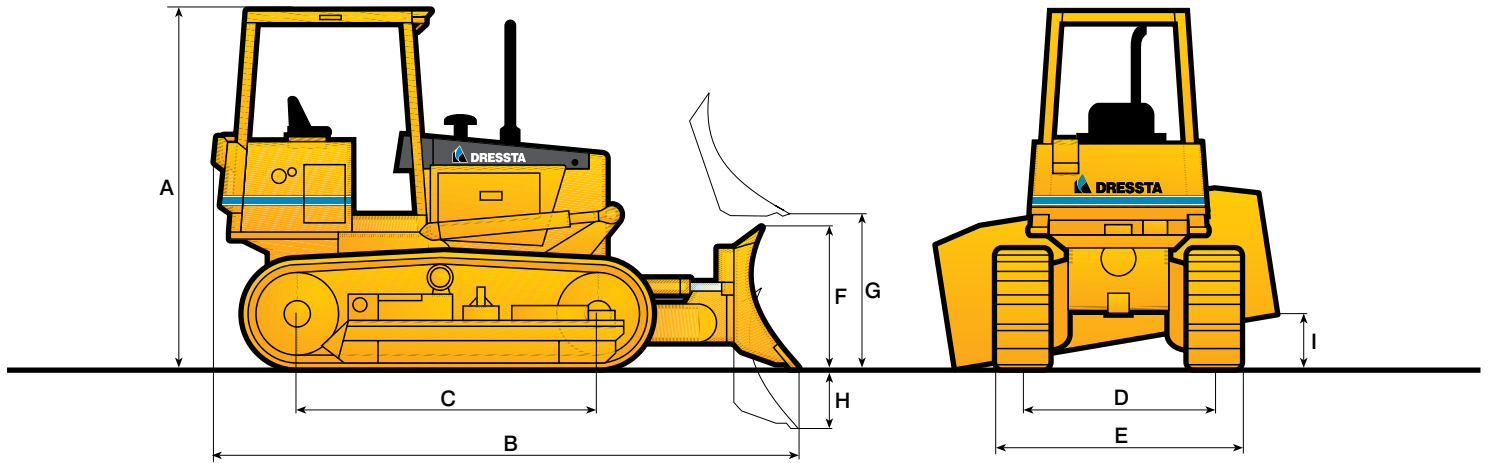
## UNDERCARRIAGE

	STD	LT	LGP	STD	LGP
Track shoe width	15 in.	15 in.	24 in.	15 in.	24 in.
Track shoes (each side)	34	37	37	37	37
Ground contact area	2,160 sq.in.	2,460 sq.in.	3,936 sq.in.	2,460 sq.in.	3,936 sq.in.
Ground pressure	7.45 psi	6.86 psi	4.45 psi	7 psi	4.6 psi
Track rollers (each side)	5	6	6	6	6
Strutted track link pitch	6.5 in.	6.5 in.	6.5 in.	6.5 in.	6.5 in.
Height of grouser	2.11 in.	2.11 in.	2.11 in.	2.11 in.	2.11 in.
Minimum ground clearance	12.7 in.	12.7 in.	12.7 in.	12.7 in.	12.7 in.

## Operating Weight

Includes standard equipment, blade and full fuel.

Canopy ROPS	16,200 lb.	16,970 lb.	17,630 lb.	17,360 lb.	18,100 lb.
Cab/ROPS	16,850 lb.	17,620 lb.	18,280 lb.	18,010 lb.	18,750 lb.



## DIMENSIONS

### TD-9M

### TD-10M

	STD	LGP	STD	LGP
A Overall height with ROPS	107.2 in.	107.2 in.	107.2 in.	107.2 in.
Overall height with Cab	108.5 in.	108.5 in.	108.5 in.	108.5 in.
B Overall length w/blade	176 in.	176 in.	176 in.	176 in.
C Track on ground	86 in.	86 in.	86 in.	86 in.
D Gauge	62 in.	62 in.	62 in.	62 in.
E Width over tracks	80 in.	86 in.	82 in.	86 in.

## BLADE SPECIFICATIONS

	STD	LGP	STD & LGP
Blade capacity (SAE)	2.45 cu.yd	2.30 cu.yd	2.66 cu. yd
F Height	39 in.	37 in.	39 in.
Width	106 in.	111 in.	111 in.
G Max lift	34.3 in.	34.3 in.	34.3 in.
H Digging depth	16.5 in.	16.5 in.	16.5 in.
I Tilt adjustment	15.7 in.	16.4 in.	16.4 in.
Blade angle	25°	25°	25°

## UNDERCARRIAGE

	STD	LGP	STD	LGP
Track shoe width	18 in.	24 in.	20 in.	24 in.
Track shoes (each side)	39	39	39	39
Ground contact area	3,096 sq.in.	4,128 sq.in.	3,440 sq.in.	4,128 sq.in.
Ground pressure	6.2 psi	4.75 psi	5.64 psi	4.76 psi
Track rollers (each side)	6	6	6	6
Strutted track link pitch	6.5 in.	6.5 in.	6.5 in.	6.5 in.
Height of grouser	2.11 in.	2.11 in.	2.11 in.	2.11 in.
Minimum ground clearance	15 in.	15 in.	15 in.	15 in.

## Operating Weight

Includes standard equipment, blade and full fuel.

Canopy ROPS	19,210 lb	19,600 lb.	19,395 lb	19,645 lb.
Cab/ROPS	19,860 lb	20,250 lb.	20,045 lb	20,295 lb.

7M	8M	9M	10M		7M	8M	9M	10M	
				<b>Engine</b>					
○	○	○	○	Meets EPA Tier 2 emission regulations	○	○	○	○	Track chains, sealed and lubricated (LTS)
—	○	○	○	Turbocharged, direct injection	○	○	○	○	Track adjusters, hydraulic
○	—	—	—	Naturally aspirated, direct injection	○	○	○	○	Rollers and idlers, lifespan lubricated
○	○	○	○	Water separator, fuel system	○	○	○	○	Split master links
○	○	○	○	Engine coolant radiator	○	○	○	○	Rock deflector
○	○	○	○	Engine coolant, to -34°F	○	○	○	○	Track shoes 15" (TD-7M & TD-8M), 18" (TD-9M), 20" (TD-10M)
○	○	○	○	Starting aid - air grid heater	*	*	*	*	Track shoes, optional
○	○	○	○	Fan, blower type	*	*	*	*	Track roller guards
*	*	*	*	Fan, reversible					<b>Operator's station</b>
○	○	○	○	Muffler, underhood	○	○	○	○	Canopy ROPS (SAE J1040) with roof extension and roof headliner
○	○	○	○	Exhaust pipe and elbow	*	*	*	*	Heater, underseat
*	*	*	*	Exhaust pipe, forestry	*	*	*	*	Cab ROPS (SAE J1040) with sound suppression
*	*	*	*	Exhaust resonator	*	*	*	*	Air conditioner/heater/pressurizer/defroster
○	○	○	○	Air cleaner, dry type	*	*	*	*	Heater/pressurizer/defroster
○	○	○	○	Spin-on engine oil and fuel filters	○	○	○	○	Seat, suspension type, adjustable with arm rests
○	○	○	○	Fuel strainer	○	○	○	○	Seat belt (SAE J386), 3 inch, retractable
○	○	○	○	Throttle control	○	○	○	○	Instrument panel w/guard
				<b>Power Train</b>	○	○	○	○	Gauges and warnings lights
○	○	○	○	Torque converter, single stage	○	○	○	○	Cup holder
○	○	○	○	Transmission, full power shift, 3F - 3R	○	○	○	○	Footrests
○	○	○	○	Steering, single stage, planetary	○	○	○	○	Rear view mirror
○	○	○	○	Single lever control, left joystick w/safety lever	*	*	*	*	Mirrors, 2 pcs, for use with cab
○	○	○	○	Final drive, single stage, spur-gear					<b>Protection</b>
○	○	○	○	Transmission oil cooler, air-to-oil	*	*	*	*	Sweeps front
○	○	○	○	Diagnostic check panel with brake release port	*	*	*	*	Screen rear
○	○	○	○	Decelerator, right pedal	*	*	*	*	Screening package for forestry applications
○	○	○	○	Brakes, left pedal with safety lock	*	*	*	*	Vandalism protection
				<b>Electrical</b>					<b>Blade equipment and attachments</b>
○	○	○	○	12V system	*	*	*	*	Angle dozer inside arm with hydraulic tilt & angle (Six-way)
○	○	○	○	Battery, 815 CCA, maintenance free	*	*	*	*	Angle dozer (Six-way), wide (LGP)
*	*	*	*	Battery, 960 CCA, cold start	*	*	*	*	Ripper, multi-shank (provision for 5 teeth)
○	○	○	○	Alternator 105 A	○	○	○	○	Hitch, retrieval
○	○	○	○	Horn					<b>Overall tractor</b>
○	○	○	○	Alarm back-up, with guard, 2-level sound	○	○	○	○	Heavy duty, louvered radiator guard door
○	○	○	○	Lights with guards, halogen type, 2F - 1R	○	○	○	○	Protection guard for fuel tank and filler
				<b>Hydraulic system</b>	○	○	○	○	Engine hood, solid
○	○	○	○	Hydraulic reservoir with sight gauge	○	○	○	○	Engine side doors, perforated
○	○	○	○	Oil filter service indicator	*	*	*	*	Engine hood, perforated
○	○	○	○	3-spool valve, low-effort "T" control	○	○	○	○	Fuel tank bottom guard
*	*	*	*	4-spool valve, 2 levers	○	○	○	○	Crankcase guard with pull hook
				<b>Undercarriage</b>	○	○	○	○	Radiator, fan and transmission guards
○	○	○	○	Track frame, rigid type, STD & LGP					
○	—	—	—	Track frame, rigid type, LT					
○	○	○	○	Front and rear chain guides					
○	○	○	○	Track frame covers					

Note: ○ Standard equipment \* Optional attachments



**DRESSTA NORTH AMERICA, LTD.**

1327 BARCLAY BLVD.  
BUFFALO GROVE, IL 60089  
phone (847) 537 4783 fax (847) 537 2873  
Toll free (877) DNA 2001  
[www.dresstanorthamerica.com](http://www.dresstanorthamerica.com)

