



TD-25M

CRAWLER DOZER




EXTRA

■ **Net Horsepower**
246 kW (330 hp)

■ **Blade Capacity**
up to 21 m³ (27.5 yd³)

■ **Operating Weight**
41 500 kg (91,491 lb)



246 kW (330 hp) Cummins QSX15 engine
meets EU Stage IIIA and EPA Tier 3 emission standards

Combined cooling system
with hydraulically driven, variable speed
fan improves cooling efficiency

Exclusive two-speed geared steering system
offers superior traction

Louvered, two-piece and hinged radiator
guard doors

Sloped engine hood provides excellent
visibility to the blade equipment

Large capacity blades with double tilt/pitch system,
for all types of dozing operations

Exclusive undercarriage design
while giving the operator

TD-25M Extra offers e

and ideal balance to operate



Comfortable, sealed and sound suppressed cab equipped with:

- air recirculation system
- air conditioner/heater
- deluxe suspension seat with arm rests
- ergonomically designed joysticks for superb motion and blade control

A system of preset travel speed selection and automatic downshift function provides high productivity

Modular design, easily accessible diagnostic check ports, filters and sight gauges for increased serviceability

provide maximum durability
for a smooth, stable ride

Arctic and hot climate, landfill, forestry or scraper applications,
are designed for increased crawler dozer versatility

excellent dozing performance
effectively with large loads

Motion and Blade Controls

The speed ranges, machine direction changes and steering modes are controlled by the left hand joystick. Buttons control transmission gear selection, while rocker switches select high and/or low steering ranges.

Shift preset function reduces gear shifting frequency and auto-downshift function provides high productivity w/o manual downshifting.

Ergonomically designed joystick enables superb blade control. Double tilt and pitch control buttons are used for precise and easy changes of the blade position.

Ripper lever controls raise and lower of the ripper and ripper shank pitch.



Single-shank and multi-shank rippers are equipped with hydraulic pitch.



Semi-U, Full-U and Coal Angle dozer is designed of an angling dozer.

Wide Choice of Equipment



The TD-25M Extra offers superior steering control to operate effectively in all types of terrain. A massive one-piece frame, high strength pivot shaft and exclusive undercarriage design provide maximum durability while giving the operator a smooth, stable ride.



blades, suitable for various operating conditions and job requirements, are available for dozing operations which require the side casting and soil handling characteristics

Cummins QSX15 Tier 3 emissionized, heavy duty engine with high pressure injection system, electronic controls and underhood insulated exhaust system ensures clean, powerful and efficient operation and dependable performance.

Specification

ENGINE

* Make and Model	CUMMINS QSX15
Type	In-line, 6-cylinder
Aspiration	Turbocharged and CAC
Fuel system	HPI Electronic
Gross Horsepower SAE J1995	280 kW (375 hp)
** Net Horsepower SAE J1349/ISO 9249	246 kW (330 hp)
Rated rpm	1800 rpm
Max. torque @1400 rpm	1825 Nm (1,346 lb-ft)
Displacement	15 l (912 in ³)
Bore and Stroke	137 x 169 mm (5.39" x 6.65")
Air cleaner	dry type with exhaust aspirated primary and safety elements and service indicator

* Meets EU Stage IIIA and EPA Tier 3 emission regulations

** Net Horsepower at the minimum speed of hydraulic fan 277 kW (370 hp)

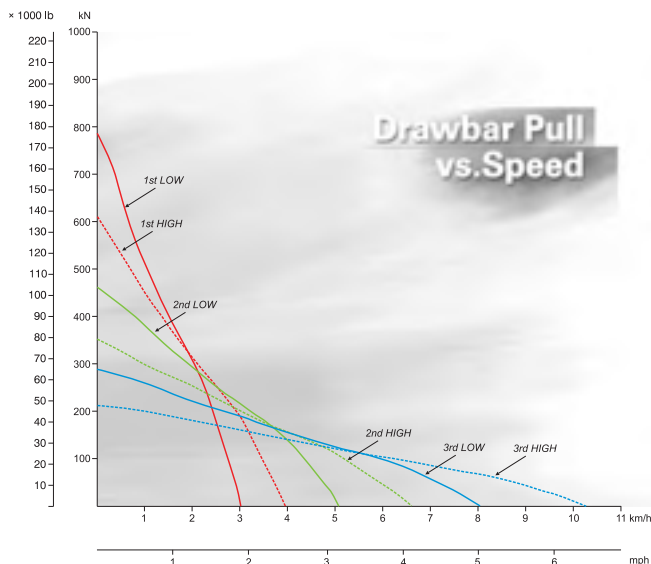
TRANSMISSION & TORQUE CONVERTER

Modular, countershaft type power shift, electro-hydraulic control.
Preset travel speed selection and auto-downshift.

Single stage 415 mm (16") torque converter with a 2.45:1 stall ratio drives to transmission through a double universal joint.

TRAVEL SPEEDS

Gear	Range	Forward		Reverse	
		km/h	(mph)	km/h	(mph)
1 st	Low	3.0	(1.9)	3.7	(2.3)
	High	3.9	(2.4)	4.7	(2.9)
2 nd	Low	5.1	(3.2)	6.1	(3.8)
	High	6.6	(4.1)	7.9	(4.9)
3 rd	Low	8.0	(5.0)	9.6	(6.0)
	High	10.3	(6.4)	12.3	(7.6)



STEERING & BRAKING

Two-speed geared steering module provides gradual turns while maintaining full power to both tracks plus conventional clutch-brake performance for tight or pivot turns. This type of steering system offers superior traction in all types of operations and terrain.

Coupled to 3-speed transmission, the 2-speed steering provides 6 speeds forward and 6 reverse. The left hand joystick controls transmission and steering drive for up and down shifting, steering, Hi/Lo selection and LH/RH gradual geared turn.

Foot pedal applies both brakes for parking and downhill control. Brakes are spring applied and hydraulically released.

FINAL DRIVES

Double-reduction with planetary final drive stage provides desired gear reduction at the sprocket. Eight-piece bolt-on sprocket distributes wear evenly over track bushings letting every tooth ride free one-half of the time to reduce wear. Sprocket segments are replaceable without removing track frames.

TRACK FRAME

All-welded heavy box section track frame is kept in alignment with track frame guides providing true vertical oscillation.

Track rollers, each side	7
Top idlers, each side	2
Front idlers (drum type)	1
All rollers and idlers	lifespans lubricated
Oscillation at center of front idler	406 mm (16")

TRACKS

Lubricated Track System (LTS) virtually eliminates internal pin and bushing wear through use of a patented seal assembly.

The split master link reduces chain removal and installation time.

Track shoe width, standard 560 mm (22")

Strutted track link pitch 250 mm (9.86")

Track shoes, each side 38

Ground contact area with std. shoes 3.5 m² (5,456 in²)

Ground pressure 116 kPa (16.8 psi)

Height of grouser 76 mm (3")

Track adjustment full hydraulic

Ground clearance 575 mm (22.6")

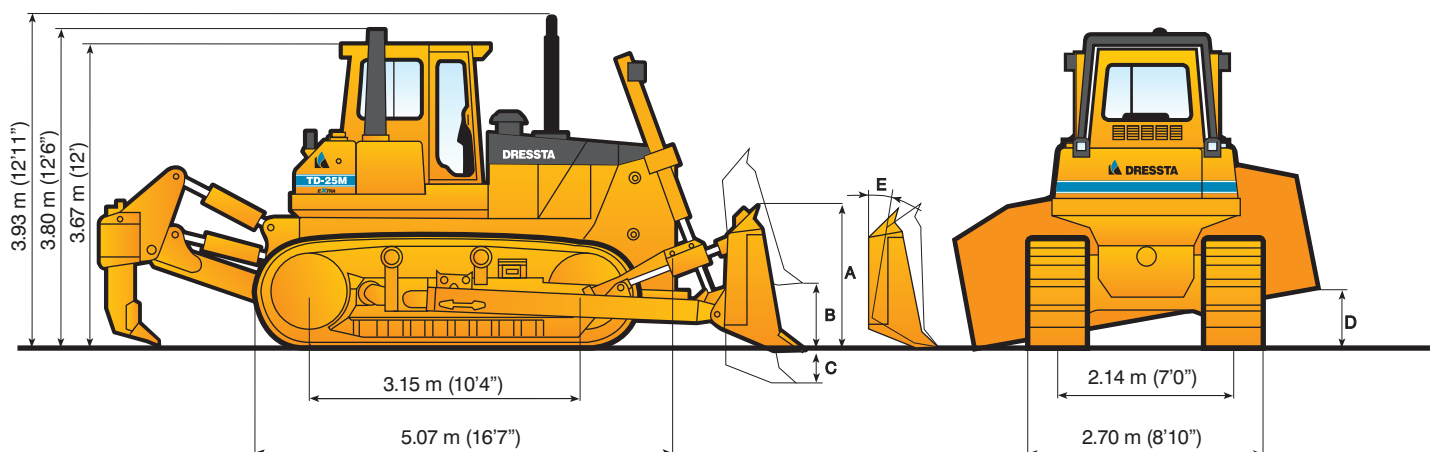
Fixed drawbar – height from ground to centerline of 95 mm (3.75") clevis 613 mm (24")

REFILL CAPACITIES

	Liter	(US gal)
Fuel tank	825	(218)
Cooling system	56	(15)
Crankcase	49	(13)
Transmission system	240	(63)
Final drive, each side	64	(16.9)
Hydraulic reservoir	130	(34)

OPERATING WEIGHT

Includes std. equipment, Semi-U dozer w/tilt, single-shank ripper, coolant, lubricants, and full fuel tank 41500 kg (91,491 lb)



VERTICAL DIMENSIONS INCLUDE 76 mm (3") GROUSER HEIGHT

OVERALL DIMENSIONS WITH EQUIPMENT

BLADE SELECTION	SEMI-U	FULL-U	ANGLE	COAL Blade
Length with blade and drawbar	6.88 m (22'7")	7.15 m (23'5")	6.89 m (22'7")	7.53 m (24'8")
Length with blade and multi-shank ripper	8.38 m (27'6")	8.65 m (28'5")	8.39 m (27'6")	9.03 m (29'8")
Length with blade and single shank ripper	8.94 m (29'4")	9.21 m (30'3")	8.95 m (29'4")	–
Width, blade angled	–	–	4.59 m (15'1")	–
Width over trunnions	3.21 m (10'6")	3.21 m (10'6")	3.21 m (10'6")	3.21 m (10'6")
Width over "C" frame	–	–	3.52 m (11'7")	–

BLADE SPECIFICATIONS

BLADE SELECTION		SEMI-U	FULL-U	ANGLE	COAL Blade
Blade Capacity, SAE J1265		9.6 m ³ (12.5 yd ³)	11.5 m ³ (15.0 yd ³)	5.7 m ³ (7.4 yd ³)	21 m ³ (27.5 yd ³)
Max. Usable Track Shoe Width		711 mm (28")	711 mm (28")	711 mm (28")	711 mm (28")
Blade Dimensions: – width over end bits		4.05 m (13'3")	4.35 m (14'3")	4.95 m (16'3")	5.61 m (18'5")
– height, struts centered	A	1.76 m (5'9")	1.76 m (5'9")	1.26 m (4'1")	2.10 m (6'11")
Max. lift: – straight	B	1.27 m (4'2")	1.27 m (4'2")	1.37 m (4'6")	1.27 m (4'2")
– angled		–	–	1.54 m (5'1")	–
Max. drop below ground level	C	600 mm (23.6")	600 mm (23.6")	660 mm (26")	600 mm (23.6")
Max. tilt adjustment	D	880 mm (34.6")	945 mm (37.2")	435 mm (17.1")	1220 mm (48")
Blade angle, either side		–	–	25°	–
Max. pitch adjustment	E	10°	10°	–	10°
Weight of blade equipment		5 640 kg (12,434 lb)	6 280 kg (13,845 lb)	5 460 kg (12,037 lb)	7 720 kg (17,020 lb)

RIPPER SPECIFICATIONS

RIPPER SELECTION	MULTI-SHANK	SINGLE-SHANK	
		Standard	Deep
Tool Beam			
Overall width	2 485 mm (98")	1 450 mm (57")	1 450 mm (57")
Cross section (height x width)	380 x 478 mm (15" x 18.8")	400 x 550 mm (15.7" x 21.7")	400 x 550 mm (15.7" x 21.7")
Ground clearance under tool beam: - ripper raised	1 544 mm (68")	1 565 mm (62")	1 565 mm (62")
- ripper lowered	171 mm (6.7")	154 mm (6.1")	154 mm (6.1")
Shanks			
Number of shanks per ripper, max.	3	1	1
Spacing center to center	1 067 mm (42")	–	–
Penetration, max.	760 mm (29.9")	1 250 mm (49.2")	1 700 mm (66.9")
Ground clearance, max. raised	868 mm (34.2")	770 mm (30.3")	760 mm (29.9")
Shank positions (vertical)	2	4	6
Weight			
Complete, including one shank	5 100 kg (11,270 lb)	5 280 kg (11,630 lb)	5 370 kg (11,840 lb)
Each additional shank	318 kg (700 lb)	–	–
Penetration Force	131.2 kN (29,494 lb)	132.5 kN (29,786 lb)	132.5 kN (29,786 lb)
Pryout Force	353.5 kN (79,467 lb)	377.7 kN (84,907 lb)	377.7 kN (84,907 lb)

TD-25M CRAWLER DOZER



HYDRAULIC CONTROL SYSTEM

Multiple vane pumps, driven from torque converter.

Output @ 2146 rpm:

1 st pump	178 l/min (47 gpm) @ 15.5 MPa (2,248 psi)
2 nd pump	102.2 l/min (27 gpm) @ 16.9 MPa (2,450 psi)
and pilot pump	33.3 l/min (8.8 gpm) @ 2.0 MPa (290 psi)

Relief valve setting	
blade lift & ripper	17.2 MPa (2,500 psi)
tilt	18.4 MPa (2,670 psi)
Cylinders, bore and stroke:	
blade lift	127 x 1460 mm (5.0" x 57.5")
tilt	200 x 130 mm (7.9" x 5.1")
tilt/pitch	185/200 x 130 mm (7.3"/7.9" x 5.1")

STANDARD EQUIPMENT

- Air cleaner, dry type, with exhaust aspirated primary and safety elements and service indicator
- Air conditioner/heater/pressurizer/defroster underseal mounted; A/C condenser, behind roof mounted
- Alarm, back-up
- Alternator, 100A
- Antifreeze, -37°C (-34°F)
- Batteries, (4) 12 V, 1920 CCA, maintenance free, cold start
- Brakes, foot, spring applied, hydraulically released
- Coolant filter conditioner
- Cab with 2 post ROPS, sound suppression, air recirculation system, 2 F & 2 R lights, 4 wipers w/washers, dome light, inside mirror (approved according to ROPS - SAE J1040 and FOPS - SAE J231)
- Cooling module, includes radiator, transmission oil cooler, fuel cooler, hydraulic oil/fan drive oil cooler, charge air cooler; isolation mounted
- Cylinders, lift, with quick drop valve
- Decelerator-right foot pedal and brake-center foot pedal
- Diagnostic centers for power train and equipment hydraulic pressures
- Drawbar, fixed
- Ecological drains for engine oil, radiator coolant and hydraulic oil
- Engine hood, solid, sloped
- Engine side doors, hinged, perforated type
- Exhaust, resonator with elbow
- Fan, hydraulically driven, suction type, variable speed
- Filters, engine oil, full flow and by-pass with replaceable "spin-on" elements
- Filters, power train & equipment hydraulics, "spin-on" micro glass type
- Final drive seal guard
- Fuel strainer
- Guards: crankcase with front pull hook, transmission, fan, radiator, sprocket rock and dirt deflector
- Horn, electric
- Hydraulic control, 1 valve, 1 lever with pilot operated blade control (lift)
- Instruments:
 - Gauges: fuel level, engine coolant temperature, engine oil pressure, torque converter oil temp., voltmeter, hourmeter, joystick control display
 - Warning lights: air cleaner filter, transmission oil filter, hydraulic oil filter, transmission/clutch oil low pressure
 - Audible & visual warning system: low engine coolant level, low engine oil pressure
- Lights with guards, 2 F - lift cylinders mounted, 2 R - fuel tank mounted
- Muffler, under engine hood, insulated
- Portable lamp receptacle
- Radiator guard doors, louvered, two-piece, hinged
- Rear access platform
- Receptacle, charging
- Seat belt (SAE J386) - 3" wide, retractable
- Seat, deluxe, air suspension type, fabric cover, adjustable with arm rests, swivel 14° to right
- Starting, 24 V
- Starting aid - air grid heater
- Steering, planetary type, 2 speed, left hand single lever control (joystick)
- Tools compartment
- Torque converter, single stage
- Track adjusters, hydraulic
- Track chain, sealed and lubricated (LTS) with split master link, 38 links
- Track chain guides, integral
- Track frame, 7 roller, 2140 mm (84") gauge, oscillating type, lifespan lubricated rollers and idlers
- Track shoes 560 mm (22"), grouser type
- Transmission, power shift, 3 speeds forward, 3 reverse, combined with 2 speed steering provides 6 speeds forward and 6 reverse; preset travel speed selection and auto-downshift
- Water separator, fuel system

OPTIONAL ATTACHMENTS

- Air recirculation system with MSHA filters
- AM/FM CD radio
- Blade Equipment:
 - Semi-U, w/tilt or tilt / pitch, 9.6 cu.m (12.5 cu.yd)
 - Full-U, w/tilt or tilt / pitch, 11.5 cu.m (15 cu.yd)
 - Coal dozer, w/tilt or tilt / pitch, 21 cu.m (27.5 cu.yd)
 - Angle dozer, less tilt, 5.7 cu.m (7.4 cu.yd)
 - Hydraulic tilt for Angle dozer
- Canopy, ROPS / FOPS (SAE J1040, J231)
- Drawbar, fixed counterweight, 1860 kg (4,100 lbs)
- Drawbar, counterweight, 1860 kg (4,100 lbs) with additional counterweight (cast), 2004 kg (4,410 lbs)
- Engine enclosures: perforated hood and perforated side doors
- Guards:
 - Crankcase, severe service
 - Transmission, severe service
- Final drive rock
- Fuel tank and hydraulic reservoir
- Track roller, full length
- Heater/pressurizer/defroster
- Hydraulic controls, 3-spool valve, 2 lever
- Inspection lamp, 24 V, portable with 6 m (20') cable
- Instrument panel guard (for use w/Canopy ROPS/FOPS)
- Lights, 2 F and 2 R (for use w/Canopy ROPS/FOPS)
- Lights, 2 F, ROPS mounted (for use with cab)
- Lights, 2 F, sweeps side mounted
- Mirrors, 2 pcs, exterior (for use w/cab)
- Operator platform covers (for use w/Canopy ROPS/FOPS)
- Ripper, multi-shank w/hydraulic pitch
 - Ripper shanks w/pin, max. 3
- Ripper, single-shank w/hydraulic pitch
 - Ripper shank, standard dig
 - Ripper shank, deep dig
 - Pin puller, hydraulic
- ROPS, for use with sweeps, without cab
- Screen, rear (for use with forestry sweeps) required for winch application
- Screening pkg; cab for screens installation must be ordered:
 - Screens for cab windows (front, rear, side and doors)
 - Screens for tractor and cab lights
- Seat, air suspension, vinyl cover (for use w/Canopy ROPS / FOPS)
- Sound suppression package
- Starting/charging receptacle plug assembly with 4.6 m (15') cable
- Sun visor in cab
- Sweeps, forestry, front and rear, with exhaust pipe extension and tank guard; 2 front sweeps mounted lights instead of 2 standard front lights (for use with Cab or open ROPS)
- Tools in metal box
- Track shoes:
 - 610 mm (24")
 - 660 mm (26") clipped corner
 - 711 mm (28") clipped corner
- Vandalism protection

Specifications subject to change without notice. Illustrations and pictures may include optional equipment and may not include all standard equipment.

DRESSTA Co.Ltd.

Kwiatkowskiego 1, 37-450 Stalowa Wola, POLAND
tel. +48 (15) 813 5252, 813 4556 fax: +48 (15) 844 4714
www.dressta.com.pl