

# D6R Series III

Track-Type Tractor



#### Engine

Engine Model	Cat® C9 ACERT®	
Net Power – ISO 9249	138 kW	185 hp

#### Engine – XL/XW/LGP

Net Power – ISO 9249	149 kW	200 hp
----------------------	--------	--------

#### Weights

Operating Weight	18 669 kg	41,159 lb
Shipping Weight	14 708 kg	32,426 lb

## Engine

Engine Model	Cat C9 ACERT	
Gross Power	159 kW	213 hp
Net Power – Caterpillar	138 kW	185 hp
Net Power – ISO 9249	138 kW	185 hp
Net Power – SAE J1349	136 kW	183 hp
Net Power – EU 80/1269	138 kW	185 hp
Net Power – DIN 70020	192 PS	
Bore	112 mm	4.4 in
Stroke	149 mm	5.9 in
Displacement	8.8 L	537 in <sup>3</sup>

## Engine – XL/XW/LGP

Engine Model	Cat C9 ACERT	
Gross Power	170 kW	228 hp
Net Power – Caterpillar	149 kW	200 hp
Net Power – ISO 9249	149 kW	200 hp
Net Power – EU 80/1269	149 kW	200 hp
Net Power – SAE J1349	148 kW	198 hp
Net Power – DIN 70020	207 PS	
Bore	112 mm	4.4 in
Stroke	149 mm	5.9 in
Displacement	8.8 L	537 in <sup>3</sup>

- Engine ratings at 1,850 rpm
- Net power advertised is the power available at the flywheel when the engine is equipped with fan at maximum speed, air cleaner, muffler, and alternator
- No derating required up to 2286 m (7,500 ft) altitude, beyond 2286 m (7,500 ft) automatic derating occurs
- Maximum altitude of 3048 m (10,000 ft)

## Transmission

1 Forward	3.8 km/h	2.3 mph
2 Forward	6.6 km/h	4.1 mph
3 Forward	11.5 km/h	7.1 mph
1 Reverse	4.8 km/h	3.0 mph
2 Reverse	8.4 km/h	5.2 mph
3 Reverse	14.6 km/h	9.1 mph

## Service Refill Capacities

Fuel Tank	424 L	112 gal
Cooling System	76.8 L	18.5 gal
Engine Crankcase	28 L	7.4 gal
Power Train	145.7 L	38.5 gal
Final Drives (each)	13.6 L	3.6 gal
Roller Frames (each)	24.6 L	6.5 gal
Pivot Shaft Compartment	1.9 L	1.3 gal
Hydraulic Tank	51.5 L	13.6 gal

## Weights

### Operating Weight

STD A	18 669 kg	41,148 lb
STD SU	18 325 kg	40,400 lb
XL A	20 251 kg	44,645 lb
XL SU	20 080 kg	44,270 lb
XL VPAT	21 110 kg	46,540 lb
XW A	21 116 kg	46,553 lb
XW SU	20 671 kg	45,573 lb
XW VPAT	21 376 kg	47,126 lb
LGP S	21 715 kg	47,874 lb
LGP VPAT	23 051 kg	50,818 lb

### Shipping Weight

STD A	14 708 kg	32,426 lb
STD SU	14 708 kg	32,426 lb
XL A	16 703 kg	36,824 lb
XL SU	16 703 kg	36,824 lb
XL VPAT	17 178 kg	37,872 lb
XW A	17 364 kg	38,281 lb
XW SU	17 364 kg	38,281 lb
XW VPAT	17 716 kg	39,058 lb
LGP S	18 847 kg	41,551 lb
LGP VPAT	19 044 kg	41,985 lb

- Operating weight includes lubricants, coolant, full fuel tank, standard track, cab, hydraulic controls, drawbar and operator.
- Shipping weight includes lubricants, coolant, cab, hydraulic controls, standard track and 10 percent fuel.

## Hydraulic Controls – Pump

Pump Capacity at	6900 kPa	1,001 psi
Rpm at Rated Engine Speed	2125 rpm	
Pump Output	217 L/min	57.3 gal/min
Lift Cylinder Flow	190 L/min	50.2 gal/min
Tilt Cylinder Flow	80 L/min	21.1 gal/min
Ripper Cylinder Flow	160 L/min	42.3 gal/min

## Hydraulic Controls – Main Relief Valve

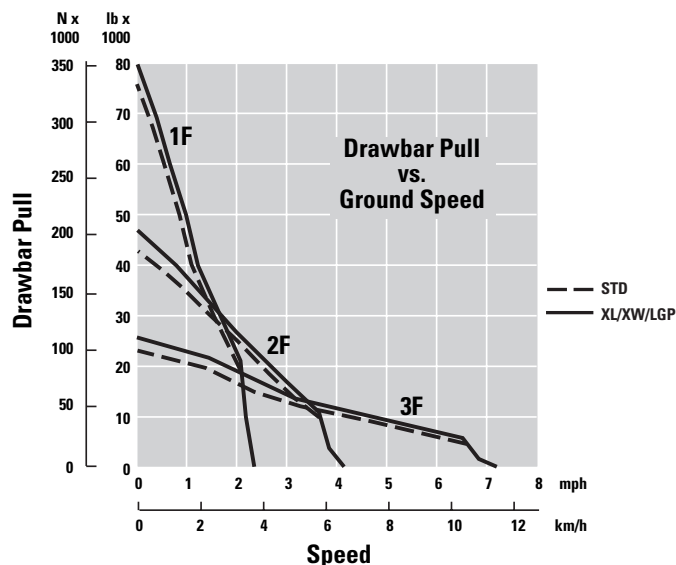
Pressure Setting	42 000 kPa	6,092 psi
------------------	------------	-----------

## Hydraulic Controls – Maximum Operating Pressure

Bulldozer	19 300 kPa	2,799 psi
Bulldozer Tilt	19 300 kPa	2,799 psi
Tilt Cylinder	19 300 kPa	2,799 psi
Ripper (Lift)	19 300 kPa	2,799 psi
Ripper (Pitch)	19 300 kPa	2,799 psi
Steering	40 000 kPa	5,802 psi

## Ripper

Type	Fixed Parallelogram	
Number of Pockets	3	
Overall Beam Width	2202 mm	87 in
Beam Cross Section	216 × 254 mm	8.5 × 10 in
Maximum Clearance Raised (under tip, pinned in bottom hole)	511 mm	20.1 in
Maximum Penetration	500 mm	19.7 in
Maximum Penetration Force	6603 kg	14,557 lb
Pryout Force	9134 kg	20,137 lb
Weight – With One Shank	1634 kg	3,606 lb
Each Additional Shank	74 kg	163 lb



## Winch

Winch Model	PA 56	
Weight*	1179 kg	2,600 lb
Oil Capacity	67 L	17.8 gal
Winch and Bracket Length	1210 mm	47.6 in
Winch Case Length	1210 mm	47.6 in
Winch Case Width	975 mm	38.4 in
Increased Tractor Length – STD	517 mm	20.4 in
Increased Tractor Length – XL/XW	517 mm	20.4 in
Increased Tractor Length – LGP	397 mm	15.6 in
Drum Diameter	254 mm	10 in
Drum Width	330 mm	13 in
Flange Diameter	504 mm	19.8 in
Drum Capacity – 22 mm (0.88 in)	88 m	290 ft
Drum Capacity – 25 mm (1.0 in)	67 m	220 ft
Drum Capacity – 29 mm (1.13 in)	67 m	220 ft
Ferrule Size (O.D. × Length)	54 × 67 mm	2.10 × 2.63 in

## Standards

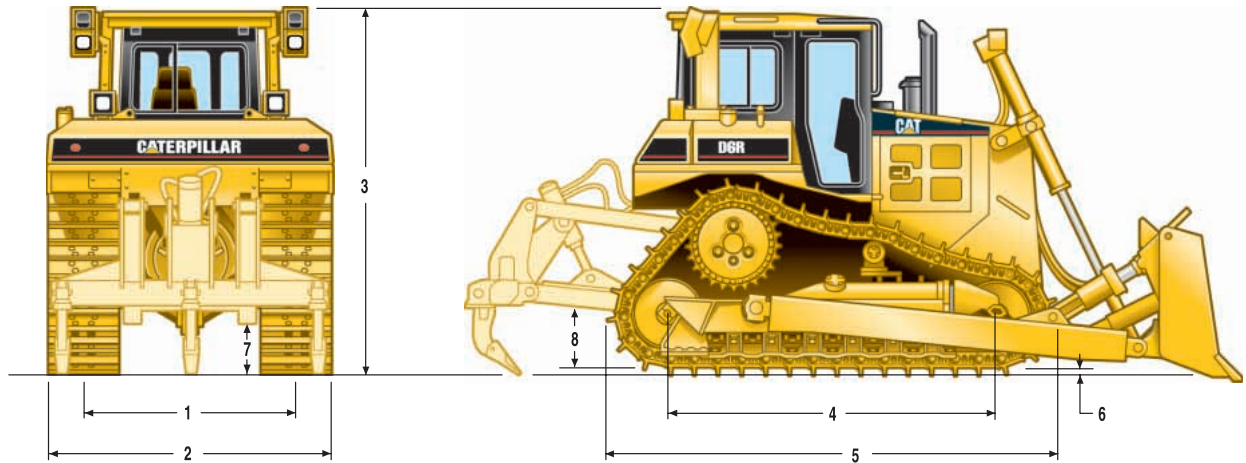
ROPS/FOPS	ROPS meets criteria SAE J395, SAE 1040 MAY 94, ISO 3471-1994/ FOPS meets ISO 3449-1992 Level II
Brakes	Brakes meet criterion SAE J/ISO 10265 MAR99
Cab	Meets appropriate standards.

- The operator sound exposure Leq (equivalent sound pressure level) measured according to the work cycle procedures specified in ANSI/SAE J1166 OCT 98 is 76 dB(A) for cab offered by Caterpillar when properly installed and maintained and tested with the doors and windows closed.
- Hearing protection may be needed when operating with an open operator station and cab (when not properly maintained or doors/windows open) for extended periods or in noisy environment.
- The exterior sound pressure level for the standard machine measured at a distance of 15 meters (49.2 ft) according to test procedures specified in SAE J88 APR 95, mid-gear-moving operation, is 86 dB(A).



# Dimensions

All dimensions are approximate.

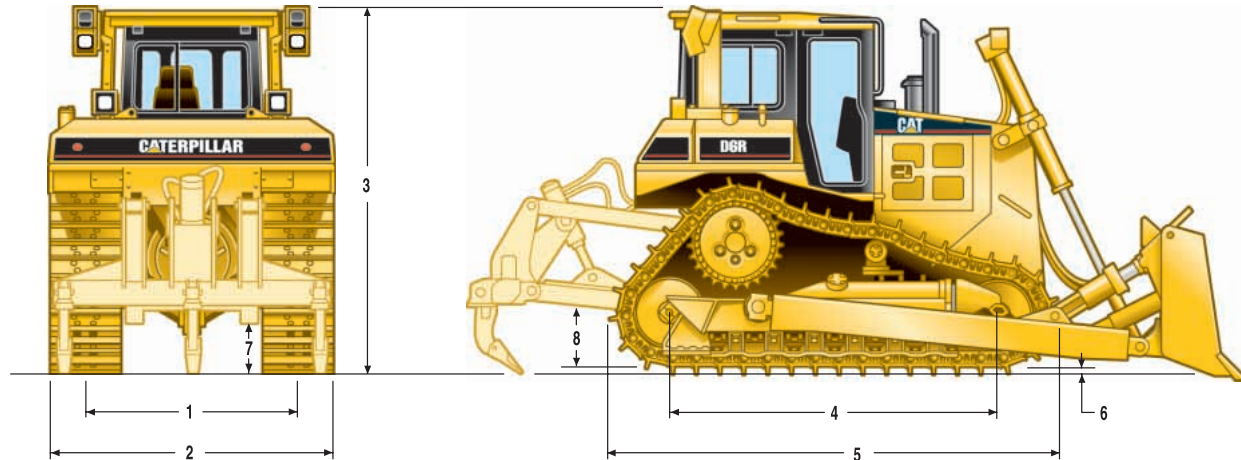


	STD	XL	XL VPAT
<b>1</b> Track gauge	1880 mm (74 in)	1880 mm (74 in)	2134 mm (84 in)
<b>2</b> Width of tractor			
Over trunnions	2640 mm (8 ft 8 in)	2640 mm (8 ft 8 in)	—
Without trunnions (std. track)	2440 mm (8 ft 0 in)	2440 mm (8 ft 0 in)	2692 mm (8 ft 0 in)
<b>3</b> Machine height from tip of grouser:			
Stack	3143 mm (10 ft 4 in)	3143 mm (10 ft 4 in)	3143 mm (10 ft 4 in)
ROPS	3195 mm (10 ft 6 in)	3195 mm (10 ft 6 in)	3195 mm (10 ft 6 in)
<b>4</b> Length of track on ground	2664 mm (8 ft 9 in)	2871 mm (9 ft 5 in)	2871 mm (9 ft 5 in)
<b>5</b> Length of basic tractor	3860 mm (12 ft 8 in)	3860 mm (12 ft 8 in)	3860 mm (12 ft 8 in)
With following attachments add:			
Drawbar	217 mm (8.5 in)	217 mm (8.5 in)	217 mm (8.5 in)
Ripper Multi-Shank (tip at ground line)	1403 mm (4 ft 7 in)	1403 mm (4 ft 7 in)	1403 mm (4 ft 7 in)
Winch	517 mm (1 ft 8 in)	517 mm (1 ft 8 in)	517 mm (1 ft 8 in)
S Blade	1043 mm (3 ft 5 in)	—	—
SU Blade	1235 mm (4 ft 1 in)	1472 mm (4 ft 10 in)	—
A Blade	1147 mm (3 ft 9 in)	1349 mm (4 ft 5 in)	—
VPAT Blade	—	—	1412 mm (4 ft 8 in)
<b>6</b> Height of grouser	65 mm (2.6 in)	65 mm (2.6 in)	65 mm (2.6 in)
<b>7</b> Ground clearance	383 mm (1 ft 3 in)	383 mm (1 ft 3 in)	383 mm (1 ft 3 in)
Track pitch	203 mm (8.0 in)	203 mm (8.0 in)	203 mm (8.0 in)
Number of shoes per side	39	41	41
Number of rollers per side	6	7	7
Standard shoe	560 mm (22 in)	560 mm (22 in)	560 mm (22 in)
Ground contact area (std. track)	2.98 m <sup>2</sup> (4620 in <sup>2</sup> )	3.22 m <sup>2</sup> (4972 in <sup>2</sup> )	3.22 m <sup>2</sup> (4972 in <sup>2</sup> )
Ground pressure*	0.614 kg/cm <sup>2</sup> (8.74 psi)	0.623 kg/cm <sup>2</sup> (8.90 psi)	0.658 kg/cm <sup>2</sup> (9.36 psi)
<b>8</b> Drawbar height	576 mm (1 ft 11 in)	576 mm (1 ft 11 in)	576 mm (1 ft 11 in)
From ground face of shoe	511 mm (1 ft 8 in)	511 mm (1 ft 8 in)	511 mm (1 ft 8 in)

\*STD, XL, XW with SU blade, with no rear attachments unless otherwise specified.

# Dimensions

All dimensions are approximate.



	<b>XW</b>	<b>XW VPAT</b>	<b>LGP S</b>	<b>LGP VPAT</b>
<b>1</b> Track gauge	2032 mm (80 in)	2286 mm (90 in)	2286 mm (90 in)	2286 mm (90 in)
<b>2</b> Width of tractor				
Over trunnions	2950 mm (9 ft 8 in)	—	3428 mm (11 ft 3 in)	—
Without trunnions (std. track)	2794 mm (9 ft 2 in)	3048 mm (10 ft 0 in)	3193 mm (10 ft 6 in)	3150 mm (10 ft 4 in)
<b>3</b> Machine height from tip of grouser:				
Stack	3143 mm (10 ft 4 in)	3143 mm (10 ft 4 in)	3193 mm (10 ft 6 in)	3193 mm (10 ft 6 in)
ROPS	3195 mm (10 ft 6 in)	3195 mm (10 ft 6 in)	3245 mm (10 ft 8 in)	3245 mm (10 ft 8 in)
<b>4</b> Length of track on ground	2871 mm (9 ft 5 in)	2871 mm (9 ft 5 in)	3275 mm (10 ft 9 in)	3275 mm (10 ft 9 in)
<b>5</b> Length of basic tractor	3860 mm (12 ft 8 in)	3860 mm (12 ft 8 in)	4247 mm (13 ft 11 in)	4247 mm (13 ft 11 in)
With following attachments add:				
Drawbar	217 mm (8.5 in)	217 mm (8.5 in)	251 mm (9.9 in)	251 mm (9.9 in)
Ripper Multi-Shank (tip at ground line)	1403 mm (4 ft 7 in)	1403 mm (4 ft 7 in)	—	—
Winch	517 mm (1 ft 8 in)	517 mm (1 ft 8 in)	397 mm (1 ft 4 in)	397 mm (1 ft 4 in)
S Blade	—	—	1218 mm (4 ft 0 in)	—
SU Blade	1472 mm (4 ft 10 in)	—	—	—
A Blade	1349 mm (4 ft 5 in)	—	—	—
VPAT Blade	—	1412 mm (4 ft 8 in)	—	1718 mm (5 ft 8 in)
<b>6</b> Height of grouser	65 mm (2.6 in)	65 mm (2.6 in)	65 mm (2.6 in)	65 mm (2.6 in)
<b>7</b> Ground clearance	383 mm (1 ft 3 in)	383 mm (1 ft 3 in)	433 mm (1 ft 5 in)	433 mm (1 ft 5 in)
Track pitch	203 mm (8.0 in)	203 mm (8.0 in)	203 mm (8.0 in)	203 mm (8.0 in)
Number of shoes per side	41	41	45	45
Number of rollers per side	7	7	8	8
Standard shoe	760 mm (30 in)	760 mm (30 in)	915 mm (36 in)	810 mm (32 in)
Ground contact area (std. track)	4.36 m <sup>2</sup> (6780 in <sup>2</sup> )	4.36 m <sup>2</sup> (6780 in <sup>2</sup> )	5.99 m <sup>2</sup> (9288 in <sup>2</sup> )	5.31 m <sup>2</sup> (8256 in <sup>2</sup> )
Ground pressure*	0.472 kg/cm <sup>2</sup> (6.72 psi)	0.489 kg/cm <sup>2</sup> (6.95 psi)	0.362 kg/cm <sup>2</sup> (5.15 psi)	0.433 kg/cm <sup>2</sup> (6.16 psi)
<b>8</b> Drawbar height	576 mm (1 ft 11 in)	576 mm (1 ft 11 in)	626 mm (2 ft 1 in)	626 mm (2 ft 1 in)
From ground face of shoe	511 mm (1 ft 8 in)	511 mm (1 ft 8 in)	561 mm (1 ft 10 in)	561 mm (1 ft 10 in)

\*STD, XL, XW with SU blade, with no rear attachments unless otherwise specified.

# Weight

All dimensions are approximate.

## Bulldozer Specifications

		<b>S STD</b>	<b>S LGP</b>	<b>SU STD</b>	<b>SU XL</b>	<b>SU XW</b>	<b>A † STD</b>	<b>A † XL</b>	<b>A † XW</b>	<b>VPAT XL</b>	<b>VPAT XW</b>	<b>VPAT LGP</b>
Blade Capacity	m <sup>3</sup>	3.89	3.75	5.61	5.61	5.62	3.93	3.93	4.30	4.73	5.10	4.32
	yd <sup>3</sup>	5.09	4.90	7.34	7.34	7.35	5.14	5.14	5.63	6.19	6.67	5.65
Width	mm	3360	4063	3260	3260	3556	4166	4165	4200	3880	4160	4160
	ft	11.00	13.33	10.66	10.66	11.66	13.66	13.66	13.75	12.73	13.65	13.65
Height	mm	1257	1101	1412	1412	1412	1155	1155	1169	1295	1295	1191
	in	50	44	56	56	56	45	45	46	51	51	47
Digging Depth	mm	473	655	473	459	459	506	524	500	737	737	672
	in	19	26	19	18	18	20	21	20	29	29	26
Ground Clearance	mm	1104	1083	1104	1195	1195	1142	1205	1242	1174	1174	1230
	in	44	43	44	47	47	45	47	49	46	46	48
Max. Tilt	mm	765	701	743	743	743	408	408	408	440	460	502
	in	30	28	29	29	29	16	16	16	17	18	20
Weight*	kg	2599	2836	2699	2973	2949	3050	3150	3400	3560	3650	3620
	lb	5,730	6,252	5,950	6,554	6,501	6,724	6,945	7,496	7,848	8,047	7,981
Weight**	kg	—	—	—	—	—	—	—	—	1593	1681	1591
	lb	—	—	—	—	—	—	—	—	3,512	3,705	3,507

\* Includes push arms, blade, blade tilt cylinder(s), cutting edges and miscellaneous hardware components

\*\*VPAT blade only

† Angle dozers include two tilt cylinders.

## Standard Equipment

*Standard equipment may vary. Consult your Caterpillar dealer for details.*

### ELECTRICAL

- Alarm, backup
- Alternator, 95-amp
- Batteries, two maintenance-free 12V (24V system)
- Converter, 12V, 10 amp with two power outlets
- Diagnostic connector
- Horn, forward warning

### OPERATOR ENVIRONMENT

- Air conditioner, under-hood
- Armrests, adjustable
- Cab, ROPS/FOPS, sound-suppressed
- Differential steering control with touch shift
- Electronic distance travel indicator
- Caterpillar Monitoring System:
  - Temperature (coolant, hydraulic, power train), fuel level, tachometer, odometer, gear indicator, and diagnostics

- Foot pads, dash

- Heater

- Hourmeter, electronic

- Mirror, rearview

- Pedal, decelerator

- Pilot operated hydraulic controls with electronic deactivation switch

- Radio ready

- Seat, adjustable, contour suspension with gray fabric

- Seat belt, retractable 76 mm (3 in)

- Throttle switch, electronic

- Wipers, intermittent

### POWER TRAIN

- Advanced Modular Cooling System (AMOCS)

- Aftercooler, air-to-air (ATAAC)

- Air cleaner, pre-cleaner with strata tube dust ejector

- Air filter with electronic service indicator

- C9 ACERT, diesel, Electronic Unit Injection (EUI)

- Coolant, extended life

- Electronically controlled powershift transmission

  - 3 forward, 3 reverse speeds

- Fan, blower, direct drive

- Final drives, 3-planet single reduction planetary

- Fuel priming pump, electric

- Muffler with mitered stack

- Parking brake, electronic

- Prescreener

- Shift management:

  - Controlled throttle, load compensating

  - Automatic directional and downshift

- Starting aid, automatic ether

- Torque divider

- Turbocharger, waste-gate

- Water separator

### UNDERCARRIAGE

- Carrier roller (XL, XW, and LGP)

- Equalizer bar, heavy-duty

- Guards, center track guiding (LGP)

- Guards, end guiding

- Idlers – SystemOne, center tread, lifetime lubricated

- Sprocket rim segments, replaceable

- Track adjusters, hydraulic

- Track roller frames, tubular

- Track rollers, lifetime lubricated

- Track, SystemOne, moderate service:

  - Standard arrangement – 560 mm (22"), 39-section

  - XL arrangement – 560 mm (22"), 41-section

  - XW arrangement – 760 mm (30"), 41-section

  - LGP arrangement –

    - 810 mm (32") offset, 45-section (VPAT models)

    - 915 mm (36"), 45-section (non-VPAT models)

### OTHER STANDARD EQUIPMENT

- CD-ROM parts book

- Cooler, hydraulic oil

- Engine enclosures, perforated

- Front pull device

- Guards, hinged bottom

- Hood, perforated

- Hydraulic, load sensing, dozer lift and tilt

- Product Link ready

- Radiator doors, hinged, fan blast deflector

- Scheduled oil sampling ports:

  - Engine oil, power train oil, hydraulic oil, and engine coolant

- Tool box

- Vandalism protection:

  - Cap locks for fluid compartments and battery box

# D6R Series III Track-Type Tractor

For more complete information on Cat products, dealer services,  
and industry solutions, visit us on the web at [www.cat.com](http://www.cat.com)

© 2005 Caterpillar  
All Rights Reserved  
Printed in U.S.A.

Materials and specifications are subject to change without notice.  
Featured machines in photos may include additional equipment.  
See your Caterpillar dealer for available options.

AEHQ5655 (8-05)

Replaces AEHQ5437

CAT, CATERPILLAR, their respective logos and "Caterpillar Yellow,"  
as well as corporate and product identity used herein, are  
trademarks of Caterpillar and may not be used without permission.

**CATERPILLAR**<sup>®</sup>