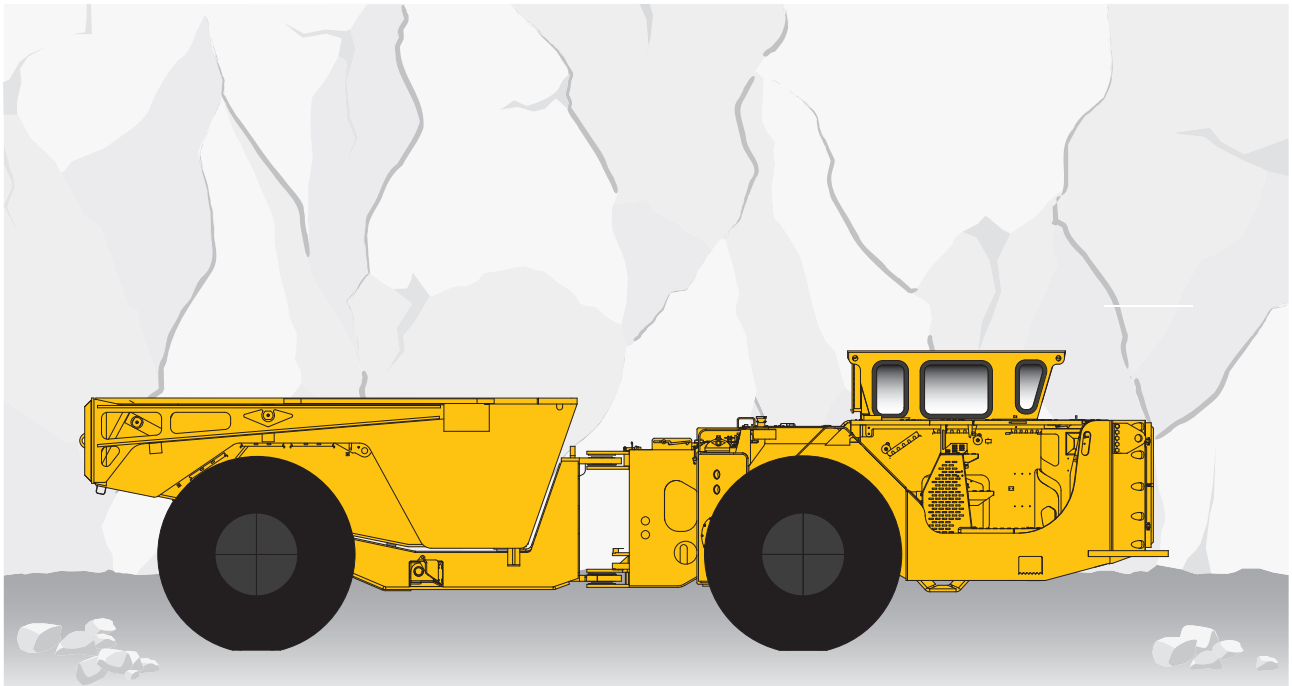


Minetruck MT2010

Technical specification



The Minetruck MT2010 is a 20 metric tonne underground truck, designed for small to medium-scale underground operations and high speed development.

Features

Dump box

- Optimum box profile for clean and fast dumping
- Box support for safe work under box

Operator's compartment

- FOPS/ROPS approved canopy with back protection
- 3 point mounting access for entry and exit from operator's compartment
- Optional back up camera and monitor for maximum safety and operator assistance
- Optional spacious and ergonomically designed compartment for maximum safety and minimal operator fatigue with:
 - Forward seated enclosed cabin
 - ISO ROPS/FOPS certified for maximum safety
 - Air conditioning for convenient working conditions

Power frame

- A high power-to-weight ratio for high ramp haulage performance
- Oversized power train components for long life and low costs

General

- Great serviceability with centralized service points
- Long-life roller bearing centre hinge
- Anti skid material at service access points
- Central manual lubrication
- Hydraulic hoses, electric cables and hot surfaces are well routed and protected
- SAHR brake system
- CE certified

Specifications

CAPACITIES

kg	Tramming capacity	20 000
m ³	Standard box volume (SAE heaped)	9.0

MOTION TIMES

sec	Dumping	15
-----	---------	----

WEIGHTS

Standard equipped vehicle (empty weight)		
kg	Approximate weight	20 500
	Front axle load	13 800
	Rear axle load	6 700

Engine

- Cummins..... QSL9C300, Tier/Stage 3
- Power rating at 2 100 rpm 224 kW/300 hp
- Maximum torque at 1 350 rpm 1 369 Nm
- MSHA Part 7 ventilation rate 368 m³/min
- MSHA Part 7 particulate index 396 m³/min
- Rock Tough purifier and silencer
- Dry type air cleaner
- Exhaust heat protection
- Cooling package with tube type radiator

Transmission and converter

- Converter; single stage with automatic lock-up
- Dana..... 5000 Series

Axles

- Spiral bevel differential, full floating, planetary wheel end drive Rock Tough Model 457
- Conventional front and rear differential
- Degree of oscillation 20° (10° on each side)

Brakes

- Fully enclosed, force cooled, multiple wet discs at each wheel end
- Service/parking/emergency SAHR

Tyres

- Tubeless, steel radial, lug tread design for underground mine service
- Dimension 18.00R25

** As applications and conditions vary, Atlas Copco recommends that the user consults with tyre suppliers to obtain the optimum tyre selection*

Optional equipment

Main frame

- Optional box sizes
- Shipping covers
- Wheel chocks
- Tele dump CE certification

Ergonomics

- Forward facing enclosed cab with wheel control steering
- Low built canopy
- Heater (not for low built)
- Air conditioner, cabin

System

- Ansul Checkfire, autofire suppression
- Ansul single bottle fire suppression with engine shutdown
- Lincoln auto lube with timer
- Wiggins fast fuel fill
- Back up camera and monitor
- Manual hydraulic tank fill pump

Drive train

- Neutral break apply

Electrical system

- Tail and brake lights
- Block heater (120V or 240V)

Controls and instruments

- Blockout 3rd and/or 4th gears
- Speedometer

Power unit

- Corrosion resistant radiator

Documentation

- LinkOne parts book, CD
- Operator's and maintenance manual - plasticized

Parts kit

- 1 000 hour consumables

Other

- Tool box

Operator's compartment

- Side seated operator for bi-directional operation
- Canopy FOPS/ROPS approved
- Grammer seat with retractable seat belt
- Two pilot operated levers for steering and gear shifting
- External sound level according to ISO 6393 LwA 122 dB(A)
- Sound level in canopy according to ISO 6394 LpA 108 dB(A)
- Sound level in cabin according to ISO 6394 LpA 85 dB(A)
- Whole body vibration value A(8)w in range of 0.5 to 2m/s² (typical value for similar machines).

Hydraulic system

- Filtration type suction
- Heavy duty gear type pumps
- Hydraulic tank capacity 223 litres
- Cylinders, double acting, chrome plated stems, diameter:
 - Steer cylinders (2) 115 mm
 - Dump cylinders (2) 140 mm
- System pressure 15.5 MPa

Electrical system

- Voltage, system start & accessories 24 V
- Alternator, high output 140 A
- Hydraulic warning system; temperature, level
- LED lights 8 x 40W
- Isolation switch lockout

Fuel

- Fuel tank capacity 379 litres

Other

- Central manual lubrication
- Fire extinguisher 2x6 kg
- Fuel gauge in panel

Grade performance

STANDARD CONFIGURATION, BOX EMPTY

%	Grade	0.0	2.0	4.0	6.0	8.3	10.0	12.5	14.3	16.0	18.0	20.0
Ratio	Grade	–	–	–	–	1:12	1:10	1:8	1:7	–	–	1:5
km/h	1st gear	4.5	4.5	4.5	4.5	4.5	4.4	4.4	4.4	4.4	4.4	4.4
	2nd gear	8.0	8.0	8.0	8.0	8.0	7.9	7.9	7.9	7.9	7.8	7.8
	3rd gear	14.1	14.1	14.0	13.9	13.8	13.8	13.7	13.6	13.5	13.5	13.1
	4th gear	25.1	24.9	24.7	24.4	24.2	23.4	21.9	19.6			

3% rolling resistance assumed. Actual performance may vary depending on the application.

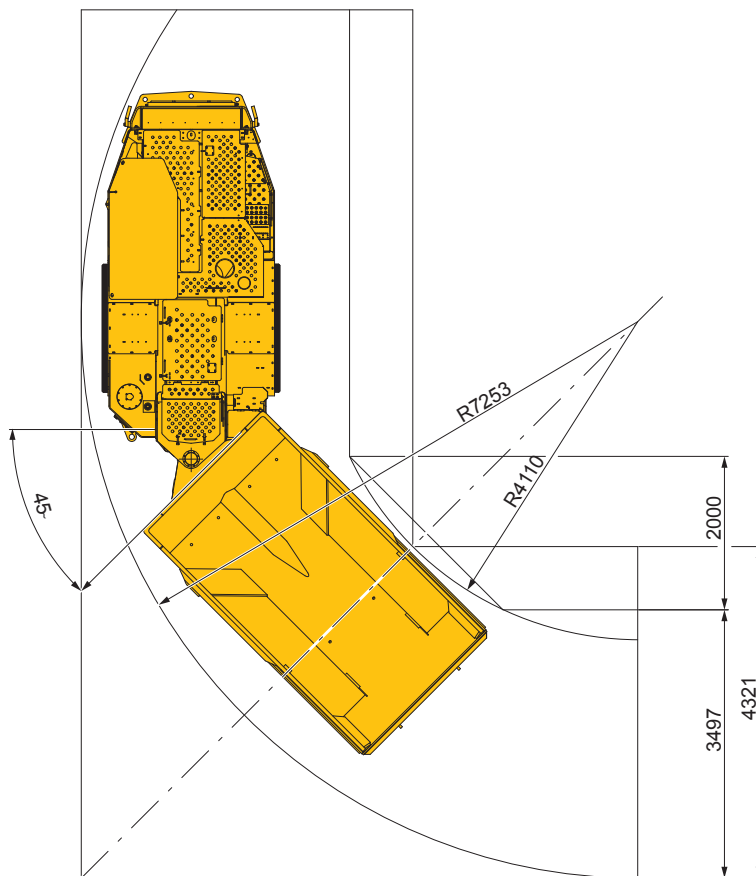
STANDARD CONFIGURATION, BOX LOADED

%	Grade	0.0	2.0	4.0	6.0	8.3	10.0	12.5	14.3	16.0	18.0	20.0
Ratio	Grade	–	–	–	–	1:12	1:10	1:8	1:7	–	–	1:5
km/h	1st gear	4.5	4.5	4.4	4.4	4.4	4.4	4.4	4.4	4.3	4.3	4.3
	2nd gear	8.0	7.9	7.9	7.8	7.8	7.8	7.7	7.7	7.6	7.3	7.0
	3rd gear	14.0	13.8	13.7	13.5	13.2	12.3	10.9				
	4th gear	24.7	24.2	22.4	17.6							

3% rolling resistance assumed. Actual performance may vary depending on the application.

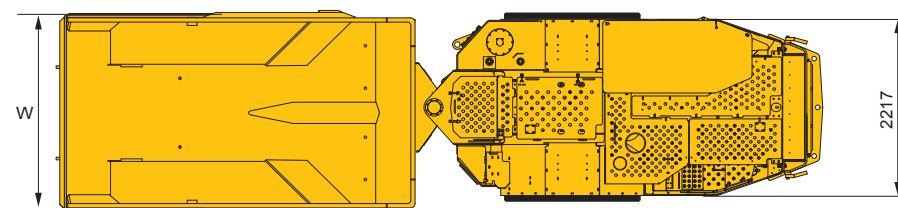
Measurements

TURNING RADIUS



» Dimensions

- All dimensions are shown in millimetres
- All dimensions shown are based on standard vehicle configuration with 27 mm tyre deflection, unloaded



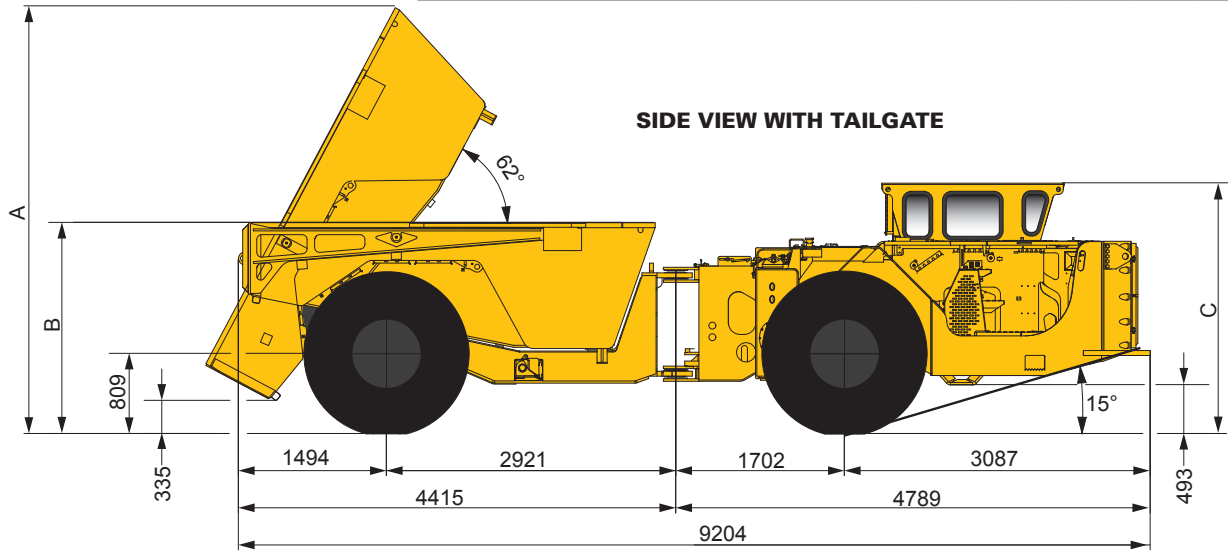
TOP VIEW BOX WITH TAILGATE

Measurements and weights

DUMP BOXES WITH TAILGATE

STD

Volume, SAE heaped (m3)		11.0	10.0	9.1	8.4
Volume, SAE struck (m3)		9.2	8.0	7.1	6.5
Maximum material density (t/m3)		1.8	2.0	2.2	2.4
Width, dump box (mm)	(W)	2 400	2 400	2 400	2 400
Dump position: box height, max (mm)	(A)	4 445	4 341	4 301	4 199
Tramming position: dump box height (mm)	(B)	2 358	2 230	2 131	2 059



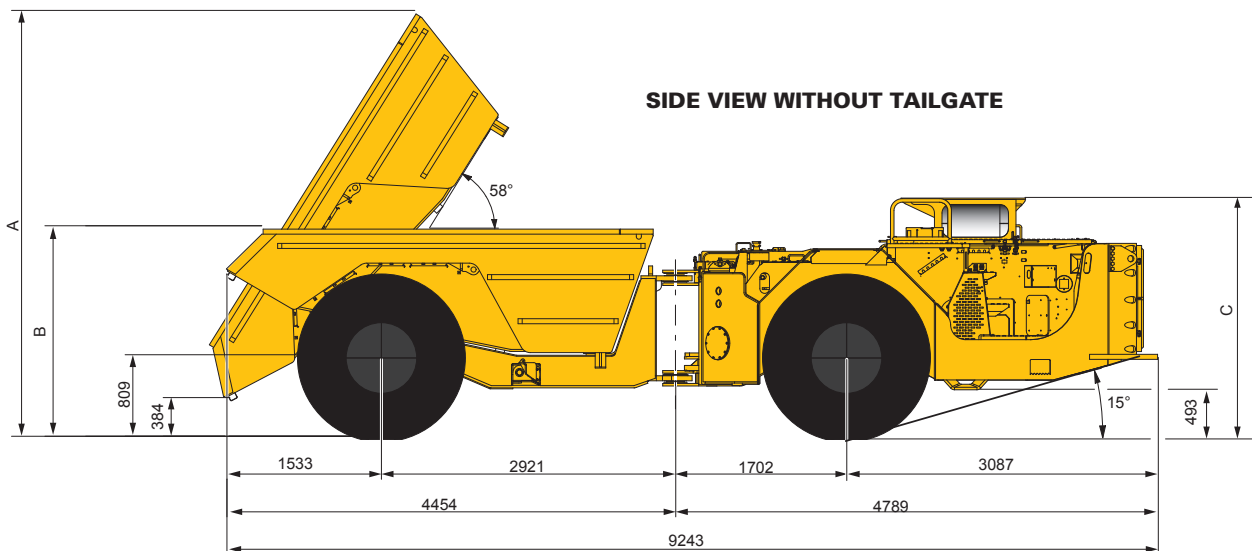
OPERATORS COMPARTMENT

Height (mm)	C
Cabin	2 530
Canopy standard	2 510
Canopy low profile	2 400

DUMP BOXES WITHOUT TAILGATE

STD

Volume, SAE heaped (m3)		11.0	10.0	9.0	8.4	7.7	6.7
Volume, SAE struck (m3)		9.2	8.0	7.0	6.3	5.6	4.6
Maximum material density (t/m3)		1.8	2.0	2.2	2.4	2.6	3.0
Width, dump box (mm)	(W)	2 435	2 435	2 435	2 435	2 435	2 435
Dump position: box height, max (mm)	(A)	4 444	4 330	4 226	4 197	4 097	4 097
Tramming position: dump box height (mm)	(B)	2 351	2 214	2 089	2 054	1 934	1 934



© Copyright 2011, Atlas Copco Rock Drills AB, Örebro, Sweden. All product names in this publication are trademarks of Atlas Copco. Any unauthorized use or copying of the contents or any part thereof is prohibited. Illustrations and photos may show equipment with optional extras. No warranty is made regarding specifications or otherwise. Specifications and equipment are subject to change without notice. Consult your Atlas Copco Customer Center for specific information.