

# B25DN

ARTICULATED  
DUMP TRUCK  
Mk VII



Blu@dvantage™

- Gross Power: 205 kw ( hp)
- Gross Torque: 1 000 Nm (lbft)
- Rated Payload: 23 200 kg (51,147 lbs)

**BELL**

# B25DN ARTICULATED DUMP TRUCK MKVII

## ENGINE

Mercedes Benz inline 6 cylinder, turbocharged, intercooled, low emission diesel engine

Gross power 205 kW @ 2 200 rpm  
 Net Power 198 kW @ 2 200 rpm  
 Torque 1 000 Nm @ 1 200 -1 600 rpm

Displacement 970 Nm @ 1 200 -1 600 rpm  
 Fuel tank capacity 6,37 litres  
 Auxiliary Brake 340 l  
 Exhaust brake  
 Engine Valve Brake (EVB)

AdBlue Tank Capacity 31 l (8.2 US gal)  
 Certification OM 906 LA.E2A/1 meets Europe (EU) step 2  
 OM 906 LA.E3A/1 meets Europe (EU) step 3

## TRANSMISSION

Engine mounted, fully automatic ZF planetary transmission with six forward gears and one reverse gear. Hydrodynamic with lock-up in all gears.

Torque Converter Model 6HP592C Ecomat 2 plus  
 Control type Electronic

## TRANSFER BOX

Remote mounted Bell 13100 Three in-line helical gears. 67/33 torque proportioning, Pneumatically lockable on the move.

## AXLES

High strength steel fabricated with spiral bevel type gears on the limited slip locking differential and heavy duty outboard planetary gears. Bell 15T

Model

## BRAKING SYSTEM

SERVICE BRAKE Dual circuit, full hydraulic actuation caliper brakes on all wheels

Maximum brake force 164 kN (36,900 lbf)  
 PARK & EMERGENCY Spring applied, air released driveline mounted disc.

Maximum brake force 396 kN (89,000 lbf)



## AUXILIARY BRAKE

Automatic exhaust brake and Engine Valve Brake (EVB)  
 Variable Adjustable Hydraulic retarder in transmission  
 442 kW (593 hp)

Maximum retardation

## WHEELS

Tyre 23.5R25  
 Optional tyre 20.5R25

## FRONT SUSPENSION

Semi-independent, quad rubber mounted leading arm linkages supported by nitrogen and oil filled struts.

## REAR SUSPENSION

Pivoting walking beams, distributing equal load through laminated rubber suspension blocks. Each axle is coupled to the chassis by four rubber-bushed links for ideal vertical movement.

## HYDRAULIC SYSTEM

Full load sensing system incorporating a ground driven emergency steering pump.  
 Flow 184 l/min  
 Pressure 25 Mpa  
 Filter 5 micron

## STEERING SYSTEM

Hydrostatically actuated, low effort, fast acting. Two double-acting steering cylinders

Lock to lock turns 4.1  
 Steering Angle +/- 45°

## DUMPING SYSTEM

Two double-acting, single stage, dump cylinders

Raise Time 12 s  
 Lowering Time 6 s  
 Tipping Angle 70°

## PNEUMATIC SYSTEM

Air drier with heater and integral unloader valve, serving park brake and auxiliary functions

System Pressure 810 kPa (117 psi)

## ELECTRICAL SYSTEM

Voltage 24 V  
 Battery Type Two maintenance free permanently sealed  
 Battery Capacity 2 X 105 Ah  
 Alternator Rating 28 V 80 A

## VEHICLE SPEEDS

1st	8 km/h
2nd	13 km/h
3rd	22 km/h
4th	31 km/h
5th	44 km/h
6th	53 km/h
R	8 km/h

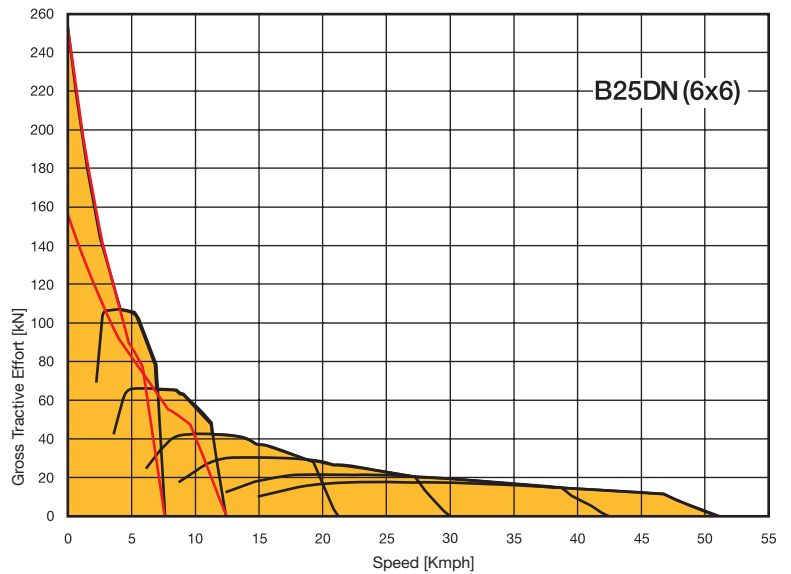
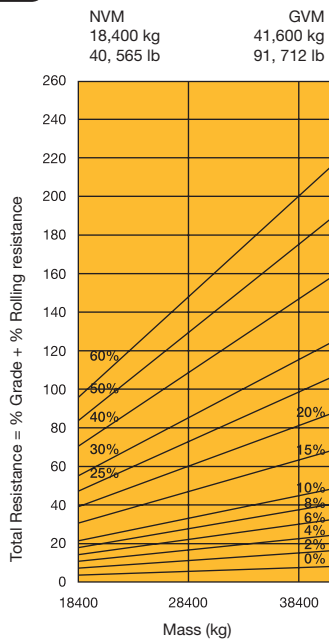


# B25DN ARTICULATED DUMP TRUCK MkVII

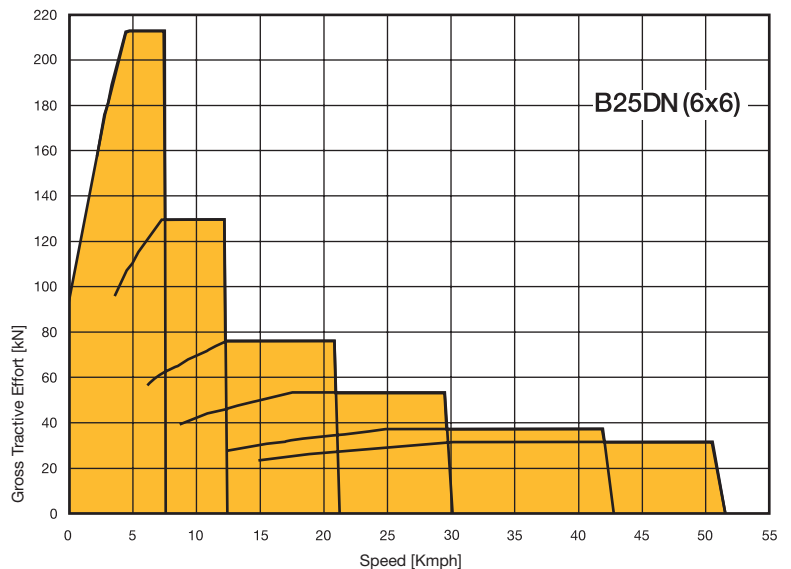
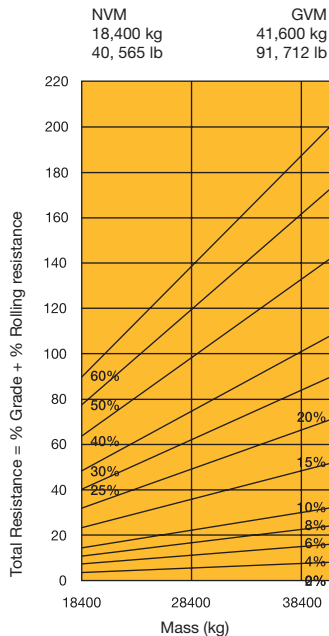
## LOAD CAPACITY & GROUND PRESSURE

WEIGHTS		GROUND PRESSURE		LOAD CAPACITY		
<b>UNLADEN</b>	<b>kg</b>	<b>LADEN (No sinkage)</b>	<b>kPa</b>	<b>BODY</b>	<b>m<sup>3</sup></b>	<b>cu.yd</b>
Front	9,620	Front	246	Struck Capacity	11	14,4
Middle	4,420	Middle	287	SAE 2:1 Capacity	14	18,3
Rear	4,360	Rear	287	SAE 1:1 Capacity	18	23,5
Total	18,400			SAE 2:1 Capacity		
<b>LADEN</b>		<b>LADEN (With sinkage)</b>		with Autogate	14,5	19
Front	12,860	Front	133	<b>Rated Payload</b>	23 200kg (51,147 lbs)	
Middle	14,400	Middle	146			
Rear	14,340	Rear	146			
Total	41,600					

## GRADEABILITY/RIMPULL

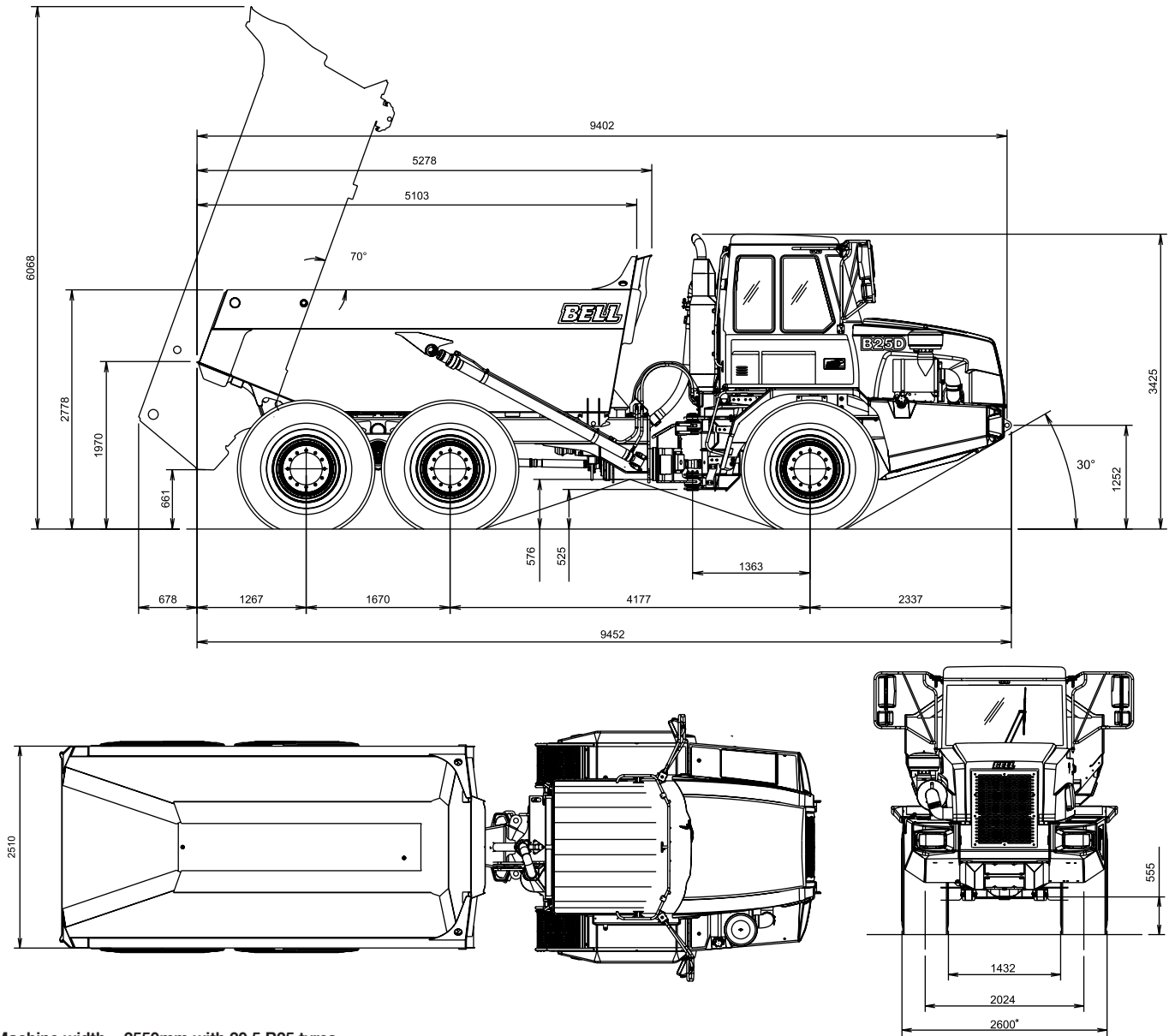


## RETARDATION



# B25DN ARTICULATED DUMP TRUCK MKVII

## DIMENSIONS



\*Machine width = 2550mm with 20.5 R25 tyres



# B25DN

ARTICULATED  
DUMP TRUCK  
MkVII

## AVAILABLE EQUIPMENT\*

### Cab

- ROPS/FOPS certification
- Protective rear window guard
- Tilt cab for service access
- Gas strut supported door
- Tinted safety glass
- Sliding windows
- Rear view mirrors- regular and wide angle
- Electrically adjustable rearview mirrors - one per side
- Sun visor
- Wiper/washer with intermittent control
- Tilt and telescoping steering wheel
- Adjustable, air suspension seat with retractable seat belt
- Fold-away trainer seat with retractable seat belt
- HVAC climate control system with filtered and ducted air
- Rotating beacon
- 12 V power outlet/12 V cigarette lighter
- Ash tray
- Drinks holder
- Cooled/heated lunch box
- I-Tip programmable bin tip
- Sound insulated to 76 dB(A) to ISO 6396
- Radio/CD/Tape
- Memory Module
- Air horn

### MDU Features

- Operator / Site selected speed control
- Tipping counter
- Trip timer
- Trip distance
- On Board Weigh System (OBW)
- Transmission gear selection
- Fuel Consumption
- Diagnostics
- Intermittent wiper timing control
- Speedo calibration for alternative tyre sizes
- Metric /Imperial unit selection
- Warning lights with audible buzzer

### Gauges

- Engine coolant temperature
- Engine oil pressure
- Transmission oil temperature
- Fuel
- Tachometer
- Battery voltage
- Hourmeter
- Odometer
- System air pressure

### Vehicle

- Ground driven emergency steering
- Bin safety prop
- Articulation lock
- Integral transmission output retarder with 6 settings

### Other


- (Factory or field installed)
- Groeneveld auto greasing system
  - Retractable sun visor
  - Exhaust body heating
  - Autogate
  - Body liners
  - Fleetmatic Satellite Monitoring System
  - Driver ID and immobiliser
  - Forward working lights
  - Artic reverse light
  - Fuel heater
  - External windshield visor
  - Headlight protection grills
  - Rear window wiper
  - Antenna mounting bracket
  - System for reverse camera
  - Wiggins quick fuelling system
  - Tyre pressure monitoring

\*standard specification for machines may vary according to region



# B25DN ARTICULATED DUMP TRUCK MK VII

- The exclusive on-board weighing option presents the operator with real time information on the payload while the machine is being loaded. A 'limp home' mode can also be activated if the machine is significantly over-loaded.



- The park brake automatically applies when neutral is selected and it is not possible to engage neutral at speed. Torque dependent park brake release (hill assist) ensures no roll back on slopes.



- The incorporation of a Pitch and Roll sensor in the vehicle allows the bin to not be operated if the truck is in an unsafe position.



- Full hand-rails kit can be installed to provide even more safety when performing engine checks.



- Keyless start, driver identity, and access codes ensures no unauthorized operation of your equipment.



- Both operator or site selectable maximum speed control allows the vehicle to automatically de-accelerate and apply the retarder to prevent onsite speeding.



- Reverse cameras are available for factory or on site fitment ensuring full view when reversing.




- Optional Tyre pressure - monitoring System ensures that the operator has real time information on all tyres pressure and temperature conditions.




- The best in class retarder and engine braking automatically applies when the operator lifts his foot off the accelerator. Retarder aggressiveness can be simply adjusted on the sealed switch module ensuring maximum descent control for all conditions.


- All trucks can be set up to automatically sound the horn when starting or switching between forward and reverse.


BELL INTERNATIONAL: Tel: +27 (0) 35-907 9431


 Tel: +33 (0) 5 55 89 23 56

 Tel: +49 (0) 6631 / 91 13 - 0

 Tel: +34 91 879 60 19

 Tel: +27 (0) 11-928-9700

 Tel: +44 (0) 1283 712862

 Tel: +7 495 647 20 90

E-mail: [sales@bellequipment.com](mailto:sales@bellequipment.com)

• [www.bellequipment.com](http://www.bellequipment.com)

All dimensions are shown in millimetres, unless otherwise stated between brackets. Under our policy of continuous improvement, we reserve the right to change specifications and design without prior notice. Photographs featured in this brochure may include optional equipment.

**Strong Reliable Machines  
Strong Reliable Support**

# BELL