

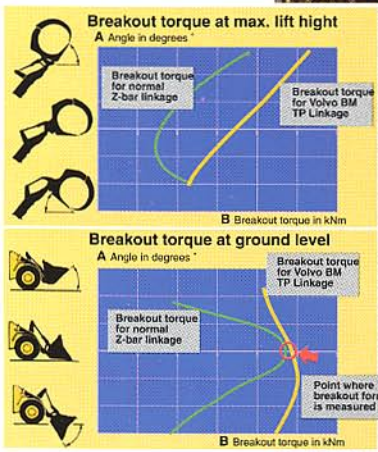


Volvo BM Rational timber handling

L50B, L70B, L90B, L120B, L150, L180,
L180 High-Lift



VOLVO BM



The patented TP Linkage lift-arm system has superior breakout capacity throughout the lifting range and exceptionally good breakout force in the top position.

Volvo BM Torque Parallel Linkage positions the load's center of gravity near the front axle. Stability increases and the tipping load is fully utilized.

The Boom Suspension System (optional) boosts production speed and reduces stress and strain on both machine and operator.

The front axle is equipped with 100% differential lock.



Volvo BM wheel loaders boost efficiency along the entire production chain



With log pusher and kick-out you can build higher stacks and utilize the storage space on the wood yard more efficiently.

- The Volvo BM Care Cab—a ROPS/FOPS-approved safety and comfort cab.

- Effective dual-circuit brake system with wet, circulation-cooled disc brakes. The brakes are enclosed and completely protected.




Hinged radiator with gas strut and easily accessible swing-out radiator simplify cleaning.

The strength and speed of Volvo BM wheel loaders is the result of an in-house manufactured drivetrain, composed entirely of robust and compatible Volvo BM components and perfectly matched to the working hydraulics and lift-arm system.

TP Linkage provides superior breakout capacity and parallel lift-arm action throughout the lifting range. Thanks to high breakout force in the top position, Volvo BM loaders have no problem picking up logs from high timber trucks. Parallel lift-arm action facilitates stacking of lumber pallets and packages.

Handling timber is a precision job. With pilot-operated working hydraulics, it is possible to operate all movements simultaneously with fingertip control. The duty-proven reliable Automatic Power Shift system (APS) enables you to concentrate on driving.

Productivity-enhancing technology, long life and high availability have made Volvo BM wheel loaders synonymous with excellence in timber handling all over the world.



Automatic Power Shift
Comfort Drive Control
Boom Suspension System
Contronic electronic monitoring
TP Linkage lift-arm system
Low-emission engines

Constant technical development puts Volvo BM years ahead of the competition

Automatic Power Shift. The first automatic shift system for wheel loaders.

Comfort Drive Control. Lever steering facilitates the work of the operator.

Boom Suspension System. Smoother ride reduces stress and strain on both machine and operator.

TP Linkage lift-arm system for higher breakout torque throughout the working range combined with excellent parallel lift-arm action.

Contronic electronic monitoring system. Reduces the risk of unplanned service stoppages and facilitates troubleshooting.

Low-emission engines with improved torque at low engine speeds. Satisfy all known future environmental standards.

Volvo BM Care Cab protects the machine's most important component

The Volvo BM Care Cab is a protected and ergonomically designed workstation. Pilot-operated working hydraulics and a conveniently adjustable operator's seat enable the operator to work long shifts with high precision. The curved windshield without corner pillars and the large, well-situated glazed areas provide excellent all-round visibility, contributing to safety on the workplace. Heavy insulation and rubber vibration isolators make the Volvo BM Care Cab quiet and vibration-free. The cab's climate control system supplies tempered, filtered fresh air. Air conditioning is available as an option.



The long wheelbase and compact lift-arm geometry provide the necessary stability for timber handling with a tree-length grapple.

Volvo BM wheel loaders are renowned all over the world for their high availability.

From unloading of raw material to loading of finished product

Thanks to their capacity, flexibility and wide range of attachments, Volvo BM wheel loaders boost productivity in each link of the transport chain from raw material to finished product. The loaders' excellent driving characteristics, breakout torque, parallel lift-arm action and long reach permit short cycle times in timber unloading, stacking, and feeding of sorting bins and feed tables. The ability to shift quickly between different attachments means that more tasks

can be performed with fewer machines. The same machine that takes care of storage and shipping of the finished product - paper and pulp bales, paper reels, sawn or palletized lumber—can be used for handling of by-products such as wood chips or other service jobs.



A small turning radius and exact, load-sensing steering facilitate precision work in confined spaces.



High-dump wood chip bucket. Volume 3,6-13,0 m³.



Hydraulic bale clamps can handle everything from waste paper bales to finished reels of recycled paper.

Volvo BM L180 High-Lift boosts productivity

The Volvo BM L180 High-Lift with 8.5 tonnes working load, 5.5 m lift height and 4 m reach is the most powerful machine for saw timber and pulpwood we have ever built. The loader unit is controlled with speed and precision by means of a proportionally-controlled single-lever electrohydraulic control. The grapples can be rotated 360°. This enables the Volvo BM L180 High-Lift to get at the timber from all sides of the stack. This in turn permits a more rational turnover of the timber stack, shortens the cycle time and boosts productivity. By utilizing the High-Lift's maximum lift height for stacking, it is possible to use the wood yard 30-40 percent more efficiently than normally.



See data sheet for more detailed information on equipment for each model.

Volvo BM genuine attachments for timber handling

The genuine attachments are built to the same quality standard as our wheel loaders. This guarantees you full control over attachment and load. Only we have all the data needed to create attachments that do your Volvo BM full justice. Low-priced, poorly fitting and badly

matched attachments do not enable the loader to perform efficiently. If the machine loses power and load capacity, you lose time and money. It should really go without saying: Machines and attachments developed together work best together.



Attachment bracket
Hydraulic attachment bracket that permits quick changes between different Volvo BM attachments.



Unloading grapple
For unloading from vehicles.
Area 0,9-3,3 m².



Sorting grapple
For feeding sorting plants.
Area 0,9-3,3 m².



Heel/kick-out
For holding a single log and making higher stacks.
Requires 4th hydraulic control.



General purpose grapple
for different types of timber, including tree-length logs.
Area 0,7-1,8 m².



Wide tree-length grapple
For handling of tree-length stems.
Area 1,5-1,8 m².




Tropical timber grapple
For large, heavy logs of tropical timber. Area 0,9-1,4 m².



High-lift grapple
For timber handling.
Area 0,5-1,5 m² to 0,7-2,0 m².



Log pusher for handling of roundwood.




Combi-fork with one-piece clamp
For palletized lumber and roundwood. Area 0,9-2,4 m².



Combi-fork with twin-arm clamp
For pulp mills, etc.
Area 0,9-2,4 m².



High-dump light materials bucket
For wood chips, etc.
Volume 3,6-13,0 m³.



Fork attachments
In many different widths and lengths. Classified and inspected according to applicable standards.



Hydraulic bale clamp
Equipment for efficient handling of e.g. bales and reels.










Snow blade
For snow clearance. Hydraulically adjustable.



Sweeper
Sweeper for connection to attachment bracket. Can be equipped with water tank and spray nozzles.

Technical data

	 L50B	 L70B	 L90B	 L120B	 L150	 L180	 L180 High-Lift
Operating weight, approx. t	7,8-9,3	10,6	13,0	16,0	21,3	24,0	30,5
Recommended load, kg	2400	3200	3700/4300	5500	15900	16400	8500
Grapple area unloading grapple m ²	0,7/0,9	1,2	1,7/2,2	2,9	3,3	3,2/3,8	
Engine output, net SAE J1349/ISO9249 kW(hp)	68(91)	87(118)	113(154)	140(190)	170(231)	198(269)	198(269)

See data sheet and attachment catalogue for more detailed information.



VME Industries Sweden AB
S-631 85 ESKILSTUNA SWEDEN