

VOLVO EXCAVATOR

EC360B LC EC360B NLC



- **Engine power, gross:**
198 kW (265 hp)
- **Operating weight:**
LC: 36.8 ~ 38.7 t
NLC: 36.5 ~ 38.4 t
- Turbocharged Volvo diesel engine with water cooling, direct injection and charged air cooler
- Contronics, Volvo's advanced mode selection system and electronically controlled system
- 2 variable displacement axial piston pumps. Independent and simultaneous movements of the digging equipment are controlled by "Integrated Work Mode System".
- Cab
 - Ergonomic environment for easier operator use
 - Low sound level
 - Filtered air
 - Hydraulic dampening mounts
- Strong digging equipment, produced by robotic welding
- High lifting, breakout and tearout forces for tough digging conditions
- Undercarriage
 - LC: Longer undercarriage for excellent stability
 - NLC: Narrow width for easy transportation
- Auxiliary hydraulic valve is standard
- Prepared for a number of optional items

MORE CARE. BUILT IN.





ENGINE

The next-generation Volvo diesel engine uses Volvo Advanced Combustion Technology (V-ACT) to deliver low emissions, superior performance and fuel efficiency. The engine uses precise, high-pressure fuel injectors, a turbocharger and intercooler, and electronic engine controls to optimize machine performance.

Automatic Idling System: Reduces engine speed to idle when the levers and pedals are not activated resulting in less fuel consumption and low cab noise levels.

Low-Emission Engine:

Maker	Volvo
Model	D12D
Power output at	28 r/s (1,700 rpm)
Net (ISO 9249/ SAE J1349)	184 kW (250 ps / 247 hp)
Gross (SAE J1995)	198 kW (269 ps / 265 hp)
Max. torque	1,475 N·m at 1,275 rpm
No. of cylinders	6
Displacement	12.1 l
Bore	131 mm
Stroke	150 mm



ELECTRICAL SYSTEM

High capacity electrical system that is well-protected. Waterproof double-lock harness plugs are used to secure corrosion free connections. The main relays and solenoid valves are shielded to prevent damage.

Contronics, provides advanced monitoring of machine functions and important diagnostic information.

Voltage	24 V
Batteries	2 x 12 V
Battery capacity	200 Ah
Alternator	28 V / 80 A



UNDERCARRIAGE

The undercarriage has a robust X-shaped frame, greased and sealed track chains are standard.

No. of track pads	2 x 50
Link pitch	215.9 mm
Shoe width, triple grouser	600 / 700 / 800 / 900 mm
Shoe width, double grouser	600 mm
No. of bottom rollers	2 x 9
No. of top rollers	2 x 2



SERVICE REFILL CAPACITIES

Fuel tank	620 l
Hydraulic system, total	500 l
Hydraulic tank	220 l
Engine oil	42 l
Engine coolant	60 l
Swing reduction unit	6.0 l
Travel reduction unit	2 x 5.5 l



HYDRAULIC SYSTEM

The hydraulic system, also known as the "Integrated Work Mode System", is designed for high-productivity, high-digging capacity, high-maneuvering precision and good fuel economy. The summation system, boom, arm and swing priority along with boom and arm regeneration provide optimum performance.

The following important functions are included in the system:

Summation system: Combines the flow of both hydraulic pumps to ensure quick cycle times and high productivity.

Boom priority: Gives priority to the boom operation for faster raising when loading or performing deep excavations.

Arm priority: Gives priority to the arm operation for faster cycle times in leveling and for increased bucket filling when digging.

Swing priority: Gives priority to swing functions for faster simultaneous operations.

Regeneration system: Prevents cavitation and provides flow to other movements during simultaneous operations for maximum productivity.

Power boost: All digging and lifting forces are increased.

Holding valves: Boom and arm holding valves prevent the digging equipment from creeping.

Power Max: All function speeds are increased.

Main pump:

Type	2 x variable displacement axial piston pumps
Maximum flow	2 x 280 l/min

Pilot pump:

Type	Gear pump
Maximum flow	1 x 25.5 l/min

Hydraulic motors:

Travel	Variable displacement axial piston motor with mechanical brake
Swing	Fixed displacement axial piston motor with mechanical brake

Relief valve setting:

Implement	31.4 / 34.3 Mpa (320 / 350 kg/cm ²)
Travel circuit	34.3 Mpa (350 kg/cm ²)
Swing circuit	25.5 Mpa (260 kg/cm ²)
Pilot circuit	3.9 Mpa (40 kg/cm ²)

Hydraulic cylinders:

Boom	2
Bore x Stroke	ø160 x 1,530 mm
Arm	1
Bore x Stroke	ø175 x 1,700 mm
Bucket	1
Bore x Stroke	ø145 x 1,285 mm
ME bucket	1
Bore x Stroke	ø160 x 1,250 mm



SWING SYSTEM

The superstructure is swung by the means of an axial piston motor and a planetary reduction gear. Automatic swing holding brake and anti-rebound valve are standard.

Max. swing speed 9.7 rpm



DRIVE

Each track is powered by an automatic two-speed shift travel motor. The track brakes are multi-disc, spring-applied and hydraulic released. The travel motor, brake and planetary gears are well protected within the track frame.

Max. tractive effort 256.9 kN (26,200 kg)

Max. travel speed 3.3 / 4.5 km/h

Gradeability 35° (70%)



CAB

The operator's cab has easy access via a wide door opening. The cab is supported on hydraulic dampening mounts to reduce shock and vibration levels. These along with sound absorbing lining provide low noise levels. The cab has excellent all-round visibility. The front windshield can easily slide up into the ceiling and the lower front glass can be removed and stored in the side door.

Integrated air conditioning and heating system:

The pressurized and filtered cab air is supplied by an automatically controlled fan. The air is distributed throughout the cab from 13 vents.

Ergonomic operator's seat: The adjustable seat and joystick console move independently to accommodate the operator. The seat has nine different adjustments plus a seat belt to for the operator's comfort and safety.

Sound Level:

Sound level in cab

according to ISO 6396 LpA 73 dB(A)

External sound level

according to ISO 6395

and EU Directive 2000/14/EC LwA 105 dB(A)



GROUND PRESSURE

- Long crawler machine with 6.45 m HD boom, 3.2 m HD arm, 1,610 l (1,460 kg) bucket and 6,700 kg counterweight.

Description	Shoe width	Operating weight	Ground pressure	Overall width
Triple grouser	600 mm	36,800 kg	65.9 kPa (0.67 kg/cm ²)	3,340 mm
	700 mm	37,230 kg	57.9 kPa (0.59 kg/cm ²)	3,440 mm
	800 mm	37,660 kg	51.0 kPa (0.52 kg/cm ²)	3,540 mm
	900 mm	38,100 kg	46.1 kPa (0.47 kg/cm ²)	3,640 mm
Double grouser	600 mm	36,900 kg	66.7 kPa (0.68 kg/cm ²)	3,340 mm

- Long crawler machine with 6.45 m HD boom, 3.2 m HD arm, 1,610 l (1,460 kg) bucket and 7,250 kg counterweight.

Description	Shoe width	Operating weight	Ground pressure	Overall width
Triple grouser	600 mm	37,340 kg	66.8 kPa (0.68 kg/cm ²)	3,340 mm
	700 mm	37,780 kg	58.8 kPa (0.60 kg/cm ²)	3,440 mm
	800 mm	38,210 kg	52.0 kPa (0.53 kg/cm ²)	3,540 mm
	900 mm	38,650 kg	47.1 kPa (0.48 kg/cm ²)	3,640 mm
Double grouser	600 mm	37,450 kg	67.7 kPa (0.69 kg/cm ²)	3,340 mm

- Narrow long crawler machine with 6.45 m HD boom, 3.2 m HD arm, 1,610 l (1,460 kg) bucket and 6,700 kg counterweight.

Description	Shoe width	Operating weight	Ground pressure	Overall width
Triple grouser	600 mm	36,530 kg	65.4 kPa (0.67 kg/cm ²)	2,990 mm
	700 mm	36,970 kg	56.9 kPa (0.58 kg/cm ²)	3,090 mm
	800 mm	37,400 kg	51.0 kPa (0.52 kg/cm ²)	3,190 mm
	900 mm	37,840 kg	46.1 kPa (0.47 kg/cm ²)	3,290 mm
Double grouser	600 mm	36,640 kg	65.7 kPa (0.67 kg/cm ²)	2,990 mm

- Narrow long crawler machine with 6.45 m HD boom, 3.2 m HD arm, 1,610 l (1,460 kg) bucket and 7,250 kg counterweight.

Description	Shoe width	Operating weight	Ground pressure	Overall width
Triple grouser	600 mm	37,080 kg	66.4 kPa (0.68 kg/cm ²)	2,990 mm
	700 mm	37,520 kg	57.9 kPa (0.59 kg/cm ²)	3,090 mm
	800 mm	37,950 kg	51.0 kPa (0.52 kg/cm ²)	3,190 mm
	900 mm	38,390 kg	46.1 kPa (0.47 kg/cm ²)	3,290 mm
Double grouser	600 mm	37,190 kg	66.7 kPa (0.68 kg/cm ²)	2,990 mm

BUCKET & ARM COMBINATION

• Volvo K-GP bucket (straight side)

Description			Reinforced bucket		Wide bucket	
Bucket capacity	SAE		1,610 l		1,840 l	
	CECE		1,400 l		1,600 l	
Bucket width			1,410 mm		1,580 mm	
Weight			1,420 kg		1,520 kg	
No. of teeth			5		5	
Application			General purpose		Loading service	
6,700 kg counterweight	ME boom 6.2 m + arm 2.6 m		A		A	
	HD boom 6.45 m + arm options	2.6 m	A		A	
		HD 3.2 m	A		B	
		3.9 m	B		C	
7,250 kg counterweight	ME boom 6.2 m + arm 2.6 m		A		A	
	HD boom 6.45 m + arm options	2.6 m	A		A	
		HD 3.2 m	A		B	
		3.9 m	A		B	

• Volvo HARDOX 400[®] bucket (curved side)

Description			Direct fit - GP bucket			Quick fit - GP bucket		ME bucket	
Bucket capacity	SAE		1,380 l	1,500 l	1,700 l	1,500 l	1,700 l	1,900 l	2,300 l
	CECE		1,210 l	1,350 l	1,520 l	1,350 l	1,520 l	1,690 l	2,030 l
Bucket width			1,325 mm	1,350 mm	1,500 mm	1,350 mm	1,500 mm	1,650 mm	1,820 mm
Weight			1,110 kg	1,340 kg	1,465 kg	1,320 kg	1,450 kg	1,625 kg	1,900 kg
No. of teeth			4	5	5	5	5	5	5
Application			Tough condition	Tough condition	Tough condition	Tough condition	Tough condition	Tough condition	Tough condition
6,700 kg counterweight	ME boom 6.2 m + arm 2.6 m		A	A	A	A	A	A	-
	HD boom 6.45 m + arm options	2.6 m	A	A	A	A	A	-	-
		HD 3.2 m	A	A	A	A	B	-	-
		3.9 m	A	A	B	B	C	-	-
7,250 kg counterweight	ME boom 6.2 m + arm 2.6 m		A	A	A	A	A	A	C
	HD boom 6.45 m + arm options	2.6 m	A	A	A	A	A	-	-
		HD 3.2 m	A	A	A	A	A	-	-
		3.9 m	A	A	A	A	B	-	-

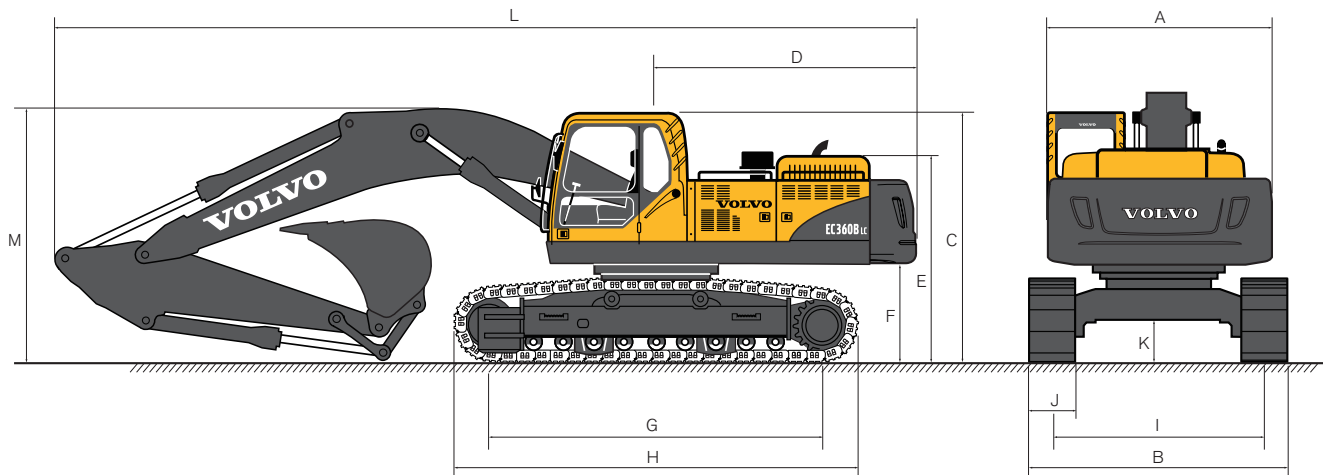
A: Applicable for general purpose up to 2,000 kg/m³

B: Applicable for general purpose up to 1,800 kg/m³

C: Applicable for general purpose up to 1,500 kg/m³

D: Applicable for general purpose up to 1,200 kg/m³

DIMENSIONS



• Long crawler machine

Description	Unit	6.2 m ME boom		4.6 m Boom	
		2.6 m Arm	2.6 m Arm	3.2 m HD arm	3.9 m Arm
A. Overall width of superstructure	mm	2,990	2,990	2,990	2,990
B. Overall width	mm	3,340	3,340	3,340	3,340
C. Overall height of cab	mm	3,190	3,190	3,190	3,190
D. Tail swing radius	mm	3,390	3,390	3,390	3,390
E. Overall height of engine hood	mm	2,700	2,700	2,700	2,700
F. Counterweight clearance *	mm	1,210	1,210	1,210	1,210
G. Tumbler length	mm	4,240	4,240	4,240	4,240
H. Track length	mm	5,180	5,180	5,180	5,180
I. Track gauge	mm	2,740	2,740	2,740	2,740
J. Shoe width	mm	600	600	600	600
K. Min. ground clearance *	mm	500	500	500	500
L. Overall length	mm	10,910	11,160	11,070	11,120
M. Overall height of boom	mm	3,700	3,580	3,350	3,590

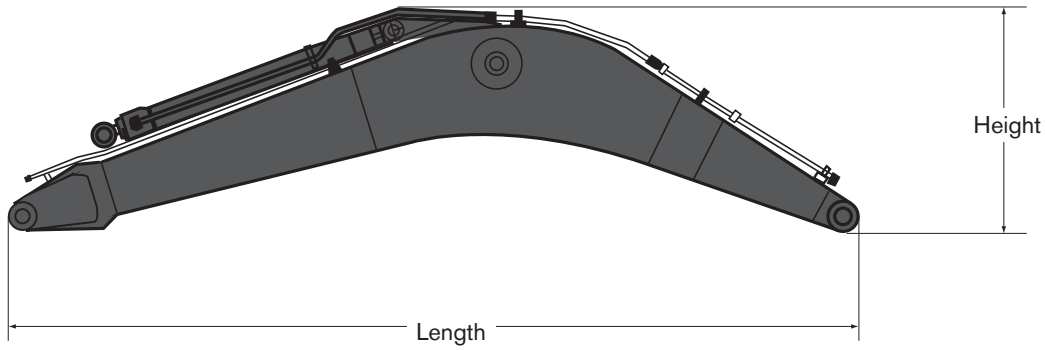
• Narrow long crawler machine

Description	Unit	6.2 m ME boom		6.45 m HD boom	
		2.6 m Arm	2.6 m Arm	3.2 m HD arm	3.9 m Arm
A. Overall width of superstructure	mm	2,990	2,990	2,990	2,990
B. Overall width	mm	2,990	2,990	2,990	2,990
C. Overall height of cab	mm	3,190	3,190	3,190	3,190
D. Tail swing radius	mm	3,390	3,390	3,390	3,390
E. Overall height of engine hood	mm	2,700	2,700	2,700	2,700
F. Counterweight clearance *	mm	1,210	1,210	1,210	1,210
G. Tumbler length	mm	4,240	4,240	4,240	4,240
H. Track length	mm	5,180	5,180	5,180	5,180
I. Track gauge	mm	2,390	2,390	2,390	2,390
J. Shoe width	mm	600	600	600	600
K. Min. ground clearance *	mm	500	500	500	500
L. Overall length	mm	10,910	11,160	11,070	11,120
M. Overall height of boom	mm	3,700	3,580	3,350	3,590

* Without shoe grouser

DIMENSIONS

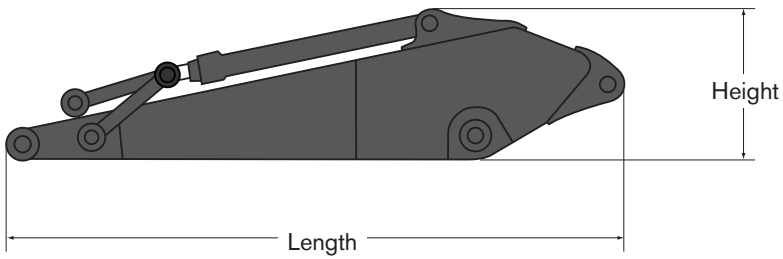
• Boom



Description	Unit	6.2 m ME	6.45 m HD
Length	mm	6,460	6,700
Height	mm	1,740	1,800
Width	mm	820	820
Weight	kg	3,290	3,310

* Includes cylinder, pin and piping

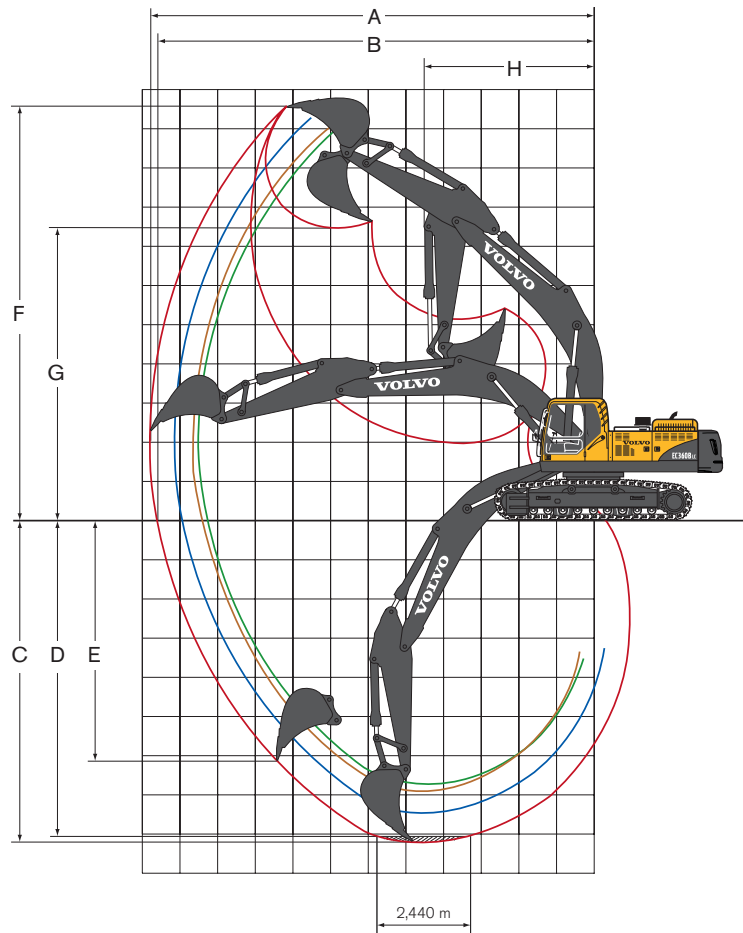
• Arm



Description	2.6 m	3.2 m HD	3.9 m	3.0 m
Length	mm	3,780	4,360	5,080
Height	mm	1,145	1,145	1,140
Width	mm	560	560	560
Weight	kg	2,020	2,100	2,240

* Includes cylinder, piping and linkage

WORKING RANGES & DIGGING FORCES



• Machine with direct fit GP bucket

Description	Unit	6.2 m ME boom	6.45 m HD boom		
		2.6 m Arm	2.6 m Arm	3.2 m HD arm	3.9 m Arm
A. Max. digging reach	mm	10,480	10,660	11,180	11,820
B. Max. digging reach on ground	mm	10,250	10,440	10,970	11,620
C. Max. digging depth	mm	6,720	6,890	7,490	8,200
D. Max. digging depth (2.44 m level)	mm	6,540	6,690	7,320	8,050
E. Max. vertical wall digging depth	mm	4,800	5,110	5,510	6,140
F. Max. cutting height	mm	10,070	10,160	10,320	10,600
G. Max. dumping height	mm	6,830	7,050	7,240	7,520
H. Min. front swing radius	mm	4,180	4,380	4,340	4,320















• Digging forces with direct fit bucket

Description		Unit	6.2 m ME boom	6.45 m HD boom		
			2.6 m Arm	2.6 m Arm	3.2 m HD arm	3.9 m Arm
Bucket radius		mm	1,810	1,623	1,623	1,623
Breakout force – bucket (Normal / Power boost)	SAE	kN	208.0 / 228.0	192.0 / 209.0	192.0 / 209.0	192.0 / 209.0
		kg	21,300 / 23,300	19,600 / 21,400	19,600 / 21,400	19,600 / 21,400
Breakout force – bucket (Normal / Power boost)	ISO	kN	236.0 / 258.0	215.0 / 236.0	215.0 / 236.0	215.0 / 236.0
		kg	24,100 / 26,400	22,000 / 24,100	22,000 / 24,100	22,000 / 24,100
Tearout force – arm (Normal / Power boost)	SAE	kN	182.0 / 200.0	190.0 / 207.0	157.0 / 172.0	137.0 / 150.0
		kg	18,600 / 20,400	19,400 / 21,200	16,100 / 17,600	14,000 / 15,300
Tearout force – arm (Normal / Power boost)	ISO	kN	188.0 / 206.0	195.0 / 213.0	161.0 / 176.0	140.0 / 153.0
		kg	19,200 / 21,000	19,900 / 21,800	16,500 / 18,000	14,300 / 15,600
Rotation angle, bucket		deg	164	177	177	177

LIFTING CAPACITY (At the arm and without bucket)

Note: For lifting capacity including bucket, simply subtract actual weight of the direct fit bucket or the bucket with quick fit from the following values.

EC360B LC















 Across under-carriage  Along under-carriage	Lifting hook related to ground level	3.0 m		4.5 m		6.0 m		7.5 m		9.0 m		Max. reach		
														Max. mm
Boom 6.2 m + Arm 2.6 m + Shoe 600 mm + Counterweight 6,700 kg	6.0 m kg					*10,970	10,900	*10,470	7,560			*9,900	7,150	7,740
	4.5 m kg			*15,660	*15,660	*12,440	10,460	*10,960	7,390			9,680	6,220	8,330
	3.0 m kg			*19,660	15,140	*14,260	9,930	11,250	7,150			9,020	5,770	8,620
	1.5 m kg			*20,950	14,380	15,570	9,500	10,990	6,920			8,870	5,630	8,640
	0.0 m kg			*22,650	14,130	15,290	9,250	10,830	6,770			9,180	5,800	8,400
	-1.5 m kg	*16,060	*16,060	*21,800	14,150	15,220	9,190	10,810	6,760			10,130	6,370	7,850
	-3.0 m kg	*26,270	*26,270	*19,650	14,360	*14,880	9,320					*12,240	7,660	6,940
-4.5 m kg			*15,180	14,850							*12,000	11,090	5,480	
Boom 6.45 m + Arm 2.6 m + Shoe 600 mm + Counterweight 6,700 kg	6.0 m kg							*9,310	7,760			*6,940	6,150	7,980
	4.5 m kg			*14,150	*14,150	*11,420	10,620	*10,070	7,520	*8,140	5,590	*7,010	5,460	8,560
	3.0 m kg			*18,270	15,270	*13,380	10,010	*11,100	7,210	8,520	5,460	*7,290	5,100	8,840
	1.5 m kg			*21,270	14,300	*15,120	9,490	11,010	6,930	8,360	5,320	7,810	4,970	8,860
	0.0 m kg			*21,770	13,900	15,190	9,160	10,780	6,720	8,260	5,220	8,020	5,080	8,620
	-1.5 m kg	*13,840	*13,840	*22,100	13,840	15,040	9,030	10,680	6,630			8,660	5,460	8,090
	-3.0 m kg	*21,920	*21,920	*20,690	13,990	15,100	9,080	10,750	6,700			10,030	6,290	7,210
		*24,000	*24,000	*17,740	14,350	*13,340	9,350				*11,570	8,170	5,820	
Boom 6.45 m + Arm 3.2 m + Shoe 600 mm + Counterweight 6,700 kg	6.0 m kg							*9,210	7,670			*6,780	6,070	8,590
	4.5 m kg			*14,080	*14,080	*11,340	10,540	*8,990	7,440	*7,980	5,510	*6,840	5,380	9,120
	3.0 m kg			*18,250	15,250	*13,320	9,950	*11,020	7,140	8,440	5,380	*7,130	5,020	9,390
	1.5 m kg			*21,270	14,310	*15,070	9,450	10,940	6,860	8,290	5,250	*7,660	4,900	9,410
	0.0 m kg			*21,620	13,930	15,160	9,130	10,720	6,660	8,180	5,150	7,940	5,000	9,180
	-1.5 m kg	*13,680	*13,680	*22,100	13,860	15,010	9,000	10,620	6,580			8,580	5,390	8,690
	-3.0 m kg	*21,760	*21,760	*20,680	14,000	15,070	9,050	10,690	6,630			9,960	6,220	7,880
-4.5 m kg	*24,040	*24,040	*17,720	14,340	*13,290	9,300					*11,500	6,110	6,630	
Boom 6.45 m + Arm 3.9 m + Shoe 600 mm + Counterweight 6,700 kg	6.0 m kg							*9,110	7,590			*6,700	5,980	9,290
	4.5 m kg			*13,960	*13,960	*11,220	10,440	*9,880	7,340	*7,900	5,420	*6,760	5,290	9,790
	3.0 m kg			*18,810	15,130	*13,190	9,840	*10,900	7,040	8,350	5,290	*7,040	4,930	10,040
	1.5 m kg			*21,120	14,170	*14,940	9,330	10,840	6,760	8,190	5,150	*7,580	4,800	10,060
	0.0 m kg			*21,560	13,780	15,040	9,010	10,610	6,560	8,090	5,050	7,850	4,910	9,840
	-1.5 m kg	*13,610	*13,610	*21,950	13,720	14,890	8,880	10,520	6,470			8,490	5,290	9,390
	-3.0 m kg	*21,690	*21,690	*20,540	13,860	14,950	8,930	10,590	6,530			9,860	6,120	8,640
-4.5 m kg	*23,870	*23,870	*17,580	14,210	*13,160	9,190					*11,380	8,010	7,530	

- Notes:
- Machine in "Fine Mode-F" (Power Boost), for lifting capacities.
 - The above loads are in compliance with SAE J1097 and ISO 10567 Hydraulic Excavator Lifting Capacity Standards.
 - Rated loads do not exceed 87% of hydraulic lifting capacity or 75% of tipping load.
 - Rated loads marked with an asterisk (*) are limited by hydraulic capacity rather than tipping load.

LIFTING CAPACITY (At the arm and without bucket)

Note: For lifting capacity including bucket, simply subtract actual weight of the direct fit bucket or the bucket with quick fit from the following values.

EC360B LC















 Across under-carriage  Along under-carriage	Lifting hook related to ground level	3.0 m		4.5 m		6.0 m		7.5 m		9.0 m		Max. reach		
														Max. mm
ME Boom 6.26 m + Arm 2.6 m + Shoe 600 mm + Counterweight 7,250 kg	6,0 m kg					*10,970	*10,970	*10,470	7,870			*9,900	7,450	7,730
	4,5 m kg			*15,660	*15,660	*12,440	10,870	*10,960	7,700			*9,950	6,500	8,330
	3,0 m kg			*19,660	15,760	*14,260	10,340	11,650	7,460			9,350	6,030	8,620
	1,5 m kg			*20,950	14,990	*15,790	9,910	11,390	7,230			9,190	5,900	8,640
	0,0 m kg			*22,650	14,750	15,840	9,670	11,230	7,080			9,520	6,070	8,390
	-1,5 m kg	*16,060	*16,060	*21,800	14,770	15,770	9,610	11,210	7,070			10,500	6,660	7,850
	-3,0 m kg	*26,270	*26,270	*19,650	14,980	*14,880	9,730					*12,240	8,000	6,930
	-4,5 m kg			*15,180	*15,180							*12,000	11,560	5,470
HD Boom 6.45 m + Arm 2.6 m + Shoe 600 mm + Counterweight 7,250 kg	6,0 m kg							*9,310	8,070			*6,940	6,410	7,980
	4,5 m kg			*14,150	*14,150	*11,420	11,030	*10,070	7,830	*8,140	5,840	*7,010	5,700	8,560
	3,0 m kg			*18,270	15,890	*13,380	10,420	*11,100	7,520	8,830	5,710	*7,290	5,330	8,840
	1,5 m kg			*21,270	14,910	*15,120	9,900	11,400	7,240	8,670	5,570	*7,830	5,210	8,860
	0,0 m kg			*21,770	14,520	15,740	9,570	11,180	7,030	8,570	5,470	8,320	5,320	8,620
	-1,5 m kg	*13,840	*13,840	*22,100	14,460	15,590	9,440	11,080	6,940			8,980	5,720	8,090
	-3,0 m kg	*21,920	*21,920	*20,690	14,600	15,650	9,500	11,150	7,010			10,400	5,800	7,210
	-4,5 m kg	*24,000	*24,000	*17,740	14,970	*13,340	9,760					*11,570	8,540	5,820
HD Boom 6.45 m + HD Arm 3.0 m + Shoe 600 mm + Counterweight 7,250 kg	6,0 m kg							*9,210	7,980			*6,780	6,330	8,590
	4,5 m kg			*14,080	*14,080	*11,340	10,950	*9,990	7,750	*7,980	5,760	*6,840	5,620	9,120
	3,0 m kg			*18,250	15,870	*13,320	10,360	*11,020	7,450	8,750	5,630	*7,130	5,250	9,390
	1,5 m kg			*21,270	14,930	*15,070	9,860	11,340	7,170	8,600	5,490	*7,660	5,130	9,410
	0,0 m kg			*21,620	14,540	15,710	9,540	11,120	6,970	8,490	5,400	8,240	5,250	9,180
	-1,5 m kg	*13,680	*13,680	*22,100	14,480	15,560	9,410	11,020	6,890			8,910	5,640	8,690
	-3,0 m kg	*21,760	*21,760	*20,680	14,620	15,620	9,460	11,080	6,940			10,330	6,510	7,880
	-4,5 m kg	*24,040	*24,040	*17,720	14,960	*13,290	9,710					*11,500	8,470	6,630
HD Boom 6.45 m + Arm 3.9 m + Shoe 600 mm + Counterweight 7,250 kg	6,0 m kg							*9,110	7,900			*6,700	6,240	9,290
	4,5 m kg			*13,960	*13,960	*11,220	10,860	*9,880	7,650	*7,900	5,670	*6,760	5,530	9,790
	3,0 m kg			*18,810	15,740	*13,190	10,260	*10,900	7,350	8,660	5,540	*7,040	5,160	10,040
	1,5 m kg			*21,120	14,790	*14,940	9,740	11,240	7,070	8,500	5,400	*7,580	5,040	10,060
	0,0 m kg			*21,560	14,400	15,590	9,420	11,010	6,870	8,400	5,300	8,150	5,150	9,840
	-1,5 m kg	*13,610	*13,600	*21,950	14,340	15,440	9,300	10,910	6,780			8,810	5,550	9,390
	-3,0 m kg	*21,690	*21,690	*20,540	14,480	*15,490	9,340	10,980	6,840			10,230	6,410	8,640
	-4,5 m kg	*23,870	*23,870	*17,580	14,830	*13,160	9,600					*11,380	8,370	7,530

- Notes:
- Machine in "Fine Mode-F" (Power Boost), for lifting capacities.
 - The above loads are in compliance with SAE J1097 and ISO 10567 Hydraulic Excavator Lifting Capacity Standards.
 - Rated loads do not exceed 87% of hydraulic lifting capacity or 75% of tipping load.
 - Rated loads marked with an asterisk (*) are limited by hydraulic capacity rather than tipping load.

LIFTING CAPACITY (At the arm and without bucket)

Note: For lifting capacity including bucket, simply subtract actual weight of the direct fit bucket or the bucket with quick fit from the following values.

EC360B NLC

 Across under-carriage  Along under-carriage	Lifting hook related to ground level	3.0 m		4.5 m		6.0 m		7.5 m		9.0 m		Max. reach		
														Max. mm
HD Boom 6.26 m + Arm 2.6 m + Shoe 600 mm + Counterweight 7,250 kg	6,0 m kg					*10,650	9,580	*9,980	6,660			*9,970	5,930	8,010
	4,5 m kg			*15,740	13,970	*12,220	9,090	*10,600	6,460			9,250	5,170	8,580
	3,0 m kg					*14,070	8,550	11,260	6,190			8,640	4,780	8,870
	1,5 m kg					15,540	8,110	10,980	5,950			8,490	4,650	8,890
	0,0 m kg			*19,180	11,860	15,250	7,880	10,800	5,800			8,770	4,770	8,640
	-1,5 m kg	*13,370	*13,370	*21,450	11,900	15,180	7,820	10,770	5,770			9,610	5,210	8,120
	-3,0 m kg	*25,440	24,130	*19,510	12,100	*14,910	7,940					11,490	6,180	7,240
	-4,5 m kg	*20,470	*20,470	*15,700	12,530							*11,660	8,600	5,860
HD Boom 6.45 m + HD Arm 3.2 m + Shoe 600 mm + Counterweight 7,250 kg	6,0 m kg							*9,180	6,830			*6,830	5,380	8,590
	4,5 m kg			*14,020	*14,020	*11,290	9,310	*9,940	6,590	*8,030	4,870	*6,900	4,740	9,120
	3,0 m kg			*18,120	13,120	*13,240	8,710	*10,960	6,290	8,530	4,730	*7,180	4,410	9,390
	1,5 m kg			*21,100	12,180	*14,970	8,200	11,040	6,000	8,370	4,590	*7,720	4,290	9,410
	0,0 m kg			*21,670	11,790	15,270	7,880	10,810	5,800	8,260	4,490	8,020	4,370	9,180
	-1,5 m kg	*13,730	*13,730	*21,920	11,730	15,110	7,750	10,710	5,710			8,660	4,700	8,690
	-3,0 m kg	*21,810	*21,810	*20,510	11,870	15,170	7,800	10,780	5,770			10,050	5,430	7,880
	-4,5 m kg	*23,800	*23,800	*17,570	12,220	*13,180	8,060					*11,410	7,070	6,630
HD Boom 6.45 m + HD Arm 3.9 m + Shoe 600 mm + Counterweight 7,250 kg	6,0 m kg							*8,280	7,040	*6,950	5,110	*5,490	4,800	9,290
	4,5 m kg					*10,120	9,600	*9,120	6,760	*8,600	4,990	*5,530	4,280	9,790
	3,0 m kg			*16,090	13,610	*12,160	8,930	*10,230	6,400	8,630	4,810	*5,730	4,000	10,040
	1,5 m kg			*19,650	12,400	*14,100	8,310	11,130	6,060	8,410	4,620	*6,100	3,880	10,060
	0,0 m kg	*8,370	*8,370	*21,570	11,750	15,290	7,880	10,820	5,790	8,250	4,470	*6,720	3,930	9,840
	-1,5 m kg	*12,980	*12,980	*22,010	11,530	15,020	7,660	10,650	5,640	8,170	4,400	7,700	4,170	9,390
	-3,0 m kg	*18,860	*18,860	*21,240	11,570	14,980	7,630	10,630	5,630			8,690	4,690	8,640
	-4,5 m kg	*26,900	23,370	*19,130	11,840	*14,420	7,790	*10,810	5,810			*10,730	5,780	7,530

- Notes:
1. Machine in "Fine Mode-F" (Power Boost), for lifting capacities.
 2. The above loads are in compliance with SAE J1097 and ISO 10567 Hydraulic Excavator Lifting Capacity Standards.
 3. Rated loads do not exceed 87% of hydraulic lifting capacity or 75% of tipping load.
 4. Rated loads marked with an asterisk (*) are limited by hydraulic capacity rather than tipping load.

STANDARD EQUIPMENT

Engine

Turbocharged, 4 stroke 6 cylinder diesel engine with water cooling, direct injection and charged air cooler
 Air filter with indicator, and pre-cleaner
 Air intake heater
 Electric engine shut-off
 Fuel filter and water separator
 Coolant filter
 Alternator, 80 A

Electric / Electronic control system

Contronics:
 - Advanced mode control system
 - Self-diagnostic system
 Machine status indication
 Engine speed sensing power control
 "Power Max" mode system
 Automatic idling system
 One-touch power boost
 Safety stop/start function
 Adjustable monitor
 Engine restart prevention circuit

High capacity halogen lights:

- Frame mounted 2
 - Boom mounted 2
- Batteries, 2 x 12 V / 200 Ah
 Start motor, 24 V / 6.6 kW

Hydraulic system

Automatic hydraulic system:
 - Summation system
 - Boom priority
 - Arm priority
 - Swing priority
 Boom and arm regeneration valves
 Swing anti-rebound valves
 Boom and arm holding valves
 Multi-stage filtering system
 Cylinder cushions
 Cylinder contamination seals
 Auxiliary hydraulic valve
 Straight travel circuit
 Automatic two-speed travel motors

Superstructure

Access way with handrail
 Tool storage area
 Punched metal anti-slip plates

Cab and interior

Hydraulic dampening cab mounts
 Adjustable operator seat and joystick control console
 Flexible antenna
 Hydraulic safety lock lever
 Cab, all-weather sound suppressed, includes:
 - Ashtray
 - Cup holder
 - Lighter
 - Tinted glass
 - Door locks
 - Floor mat
 - Horn
 - Large storage area
 - Pull-up type front window
 - Removable lower windshield
 - Seat belt
 - Safety glass
 - Windshield wiper with intermittent feature
 - Stereo cassette radio
 - Sun screens, front, roof, rear
 - Sunlight protection, roof (steel)
 Master key

Undercarriage

Hydraulic track adjusters
 Greased and sealed track chain
 Track guards

OPTIONAL EQUIPMENT

Engine

Block heater, 120 V / 240 V
 Fuel filler pump: 35 l/min,
 50 l/min with automatic shut-off
 Oil bath pre-cleaner
 Diesel coolant heater, 10kW
 Water separator with heater

Electric

Extra lamps:
 - Cab-mounted 3, (front 2, rear 1)
 - Boom-mounted 2
 - Counterweight-mounted 1
 Rotating warning beacon
 Travel alarm
 Anti-theft system

Hydraulic system

Hose rupture valve: boom, arm
 Overload warning device
 Hydraulic piping
 - Hammer & shears:
 1 pump flow
 2 pump flow
 Pump flow control for hammer & shears
 Additional return filter
 Extra piping for slope & rotator
 1 switch control
 2 switch control
 Pedal control
 - Slope & rotator
 - Grapple
 - Oil leak (drain) line
 - Quick fit piping
 Volvo hydraulic quick-fit (S3)
 Hydraulic oil, ISO VG 32
 Hydraulic oil, ISO VG 46
 Hydraulic oil, ISO VG 68
 Hydraulic oil, biodegradable 32
 Hydraulic oil, biodegradable 46
 Pilot control pattern change
 Boom floating function
 Straight travel pedal
 Pilot-operated wrist control joysticks:
 - Semi-long joysticks
 - Control joystick, with 3 switches each
 - Control joystick, with 5 switches each

Cab and interior

Fabric seat
 Fabric seat, with heater
 Fabric seat, with heater and air suspension
 Air-conditioner without heater, manual
 Heater & air-conditioner, automatic
 AM/FM stereo with CD player and MP3 input
 Cab mounted falling object guard (FOG)
 Cab mounted falling object protective structures (FOPS)
 Rain shield, front
 Safety screen for front window
 Lower wiper
 Anti-vandalism kit assembly preparation
 Anti-vandalism kit
 Specific key

Track shoes

Track shoes 600/700/800/900 mm with triple grousers
 Track shoes 600 mm with double grouser

Superstructure

Counterweight, 6,700 / 7,250 kg
 Undercover (2.3 / HD 4.5 mm)
 Service walk
 Cab entrance step
 Hydraulic removable counterweight

Digging equipment

Boom: 6.2 m monoblock, ME
 6.45 m monoblock, HD
 Arm: 2.6 / 3.9 m
 3.2 m HD
 Extended greasing bushing

Undercarriage

Full track guards
 Undercover (4.5 / HD 10 mm)

Service

Hand lamp
 Tool kit, full scale
 Tool kit, daily maintenance
 Spare parts

Standard and optional equipment may vary by market. Please consult your local Volvo dealer for details.

VOLVO

Volvo Construction Equipment
www.volvo.com

Ref. No. A8 B 435 1645 English (for Asia region)
 Printed in Sweden 2009.02-1.0 EXC
 Volvo, Seoul