

MADE IN AUSTRALIA



TEREX | FRANNA

MAC 25



BRISBANE
585 Curtin Avenue East
Eagle Farm
Brisbane Qld 4009
AUSTRALIA

Ph: +61 7 3868 9600
Fax: +61 7 3268 2489

SYDNEY
114 Hassall Street
Wetherill Park NSW 2164
AUSTRALIA

Ph: +61 2 8786 4444
Fax: +61 2 8786 4455

PERTH
93 Poole Street
Welshpool WA 6106
AUSTRALIA

Ph: +61 8 9358 9806
Fax: +61 8 9358 9851



Email: info@terex.com.au

Web: www.terex.com.au



TEREX | FRANNA

ACN 010 671 048 ABN 86 010 671 048

MADE IN AUSTRALIA

MAC 25



Quality
Endorsed
Company
ISO 9001:2001
OEC 10610
SAI-GLOBAL

MAC 25



The FRANNA MAC-25 pick & carrying corporates many new features which enhance safety, driver ergonomics and improved machine operations. Built for comfort as well as hard work the cabin offers a spacious interior, a binnacle type dashboard, pilot operated hydraulics and a digital load indicator. Both the hydraulic oil and fuel tank have been integrated around the 6 cylinder turbo charged and intercooled engine in the rear body, with the latest design in adjustable wear pads and boom structure up front. With this machine you have the power, finesse and versatility to lift almost anything anywhere.

Here are some of the many features:

- Full powered 4 section boom
- Mercedes 205Kw turbo charged & intercooled diesel engine.
- Allison 6 Speed automatic transmisson.
- Hydraulic winch 2 speed with full hook compensation.
- Synchronized power boom 4 part hook block.
- Winch line pull with full drum 4.2 tonne & 2 speed winch
- 40° articulation each side of centre providing a total of 80° of slewing arc.
- Exclusive park brake attachment allows the operator to slew the Crane through 80° whilst the crane is stationary and the parking brake is activated.
- 32 mm thick steel front plate, with fully recessed dual headlights and blinkers.
- Boom head design for maximum clearance for machinery installation.
- 800 litre front mounted sling and tackle compartment with opening front and top doors for easy access.
- Wide stance boom lift cylinders provide maximum operator's vision.
- Total engine cover hinged rearwards for maximum access to engine and service points.
- Front bonnet cover hinged to allow full access to main hydraulics, pilot hydraulics and service points.
- Upswept exhaust/chrome muffler for minimum noise levels.
- Large zone tinted front windscreen.
- Roof, rear and quarter glass windows are tinted and allow greater visibility.
- Full binnacle type instrumentation and controls positioned for ease of operation.
- 3B6 Load moment indicator with audio/visual overload pre-warning.
- 2 speed windscreen wipers, washer and heater/demister.
- KAB suspension driver's and passenger seats, including retracting seat belts.
- Full power orbital steering/DC emergency steering.
- Heavy-duty front and rear bodies with fully incorporated checker plate mudguards.
- Work lights front and rear, amber rotating light to rear bonnet.
- Cruise control

FRANNA MAC 25 CRANE SPECIFICATIONS

RATED CAPACITY:
 25 Tonne at 1.41m Radius
 1.8 Tonne at 15.71m Radius
 Max Hook Height 18.0m
 Fall Block(6 parts) capacity
 25 Tonne
 Single Line 4.2 Tonne

TRANSMISSION:
 Allison MD 3060
 6 Speed fully automatic electronically controlled with lockup available in 2nd to 6th for fuel economy. Powerdriving 1st-6th in conjunction with the 2 stage engine exhaust brake.

TYRES/RIMS:
 14.00 x 20 x 20 PR Bias Ply Duals.
 20" x 10" Heavy Duty ISO 10 stud 335 PCD Spigot Mount Rims.

SUSPENSION:
 Two (2) Semi elliptic springs on front & rear axle with automatic hydraulic spring lockouts on front axle.

TRANSFER CASE:
 Styer VG 750 2:1 ratio
 Two speed airshift for High and Low Range.
 2WD/4WD via airshift disconnect to rear axle.

DRIVE AXLES:
 Kessler D71 PL478
 Heavy Duty High Speed Planetary Axles. Front axle fitted with driver selectable diff lock and reinforced for pick and carry operation.

TURNING CIRCLE:
 Outside Wheels 7.9 metres

DIMENSIONS:
 Overall Length 9.985 metres
 Overall Width 2.720 metres
 Overall Height 3.075 metres

PERFORMANCE:
 Maximum - 75 km/h
 Gradability - 45 %

ENGINE:
 Mercedes OM906LA inline 6 Cylinder Turbo Charged and intercooled & turbo timer
 205 kW (275 HP) at 2800 rpm
 1100 Nm (811 ft.lbf) at 1000 rpm.
 Onhighway Euro 3 compliant.

BRAKES:
 Air operated high capacity wedge style twin Circuit Service and Spring Applied Park Brakes on both front & rear axles.
 Crane operation hold brake on driver's side front wheel.
 Driver selectable engine exhaust brake is available in all gears - automatically selects converter lockup.

CABIN:
 Two man, insulated lock up cabin. 3B6 LMI (load movement indicator) with over load cutouts, Driver & passenger suspension seats & airconditioned. Radio cassette, Centralised Greasing system, Cruise control, Engine monitoring & service diagnostics.

ARTICULATION:
 Twin Heavy Duty self-aligning bearings with separate seals, externally adjustable top and bottom.

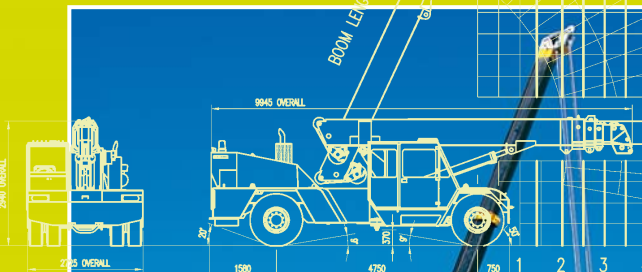
STEERING:
 Full Power ORBITROL with twin Hydraulic double acting rams. Priority flow from main pump supply plus electro hydraulic emergency supply.

HYDRAULIC PUMP:
 Load sensing axial piston
 Max pump Flow rate 190 Litre/min.
 Maximum working pressure 250 Bar.

BOOM & HYDRAULIC WINCH:
 Full Powered boom 4 sections with ATB system, 4.2 Tonne full drum line pull with, 6/4 part Fall Block or Single Line, fully compensated hook height when telescoping boom 1 & 2, Machinery hook.



FUEL TANK:
 440 Litres

HYDRAULIC TANK:
 380 Litres with top mounted return and in tank suction filters.



WINCH SAFE WORKING LOADS	
SINGLE PART	4200 KG
TWO PARTS	8400 KG
FOUR PARTS	16800 KG
SIX PARTS	25000 KG

SWL (tonnes) 10° ARTIC	25	23	18	14.9	12.5	10.7	8.3	6.6
SWL (tonnes) 40° ARTIC <td>25</td> <td>20</td> <td>16</td> <td>13.3</td> <td>11.1</td> <td>9.5</td> <td>7.3</td> <td>5.8</td>	25	20	16	13.3	11.1	9.5	7.3	5.8



MAC 25

HOOK HEIGHT (m)

RADIUS (m)