

VOLVO CONSTRUCTION EQUIPMENT
EXCAVATORS



MORE CARE. BUILT IN.



IN COMMAND OF POWER, PROTECTION & PROFIT.

Let's dig into what really matters: day-after-day dependability that delivers every time. When you have that, the profits follow and your business grows. Volvo C-Series Excavators have been built to be your trusted solution. They are ready to be your edge. And they will take you farther with the optimum performance, comfort, fuel efficiency and safety you demand. On tracks or on the road, you're on your way to more profit.

Productivity and profit go farther

Volvo C-Series Excavators get the job done – from site levelling, trenching and excavation to demolition, truck loading and utility/piping. Each is powered by a new generation Stage IIIA compliant V-ACT (Volvo Advanced Combustion Technology) engine. You're in command of high torque performance at very low revs, for industry-leading fuel efficiency and higher profits. The advanced hydraulic system is highly responsive. There's in-cab operator-selectable hydraulic flow and pressure. Experience the Volvo edge with increased bucket speed, optional float position and a wide range of working modes.

Quality is built in for reliability

Dependability is built into every Volvo C-Series Excavator. You get proven endurance out of strong booms and arms. Tracks, axles and steel undercarriage frames have been built to take on any jobsite with durability and stability. The lifetime greased and sealed track links prevent leaks and guarantee longevity. The reinforced superstructures feature double-welded corners and strong, load-bearing boom frames. Inside and out, Volvo Excavators are built to last with O-ring faced hydraulic connections and sealed, protected electrical systems.

Experience the best: Volvo comfort

Experience legendary, industry-leading Volvo comfort. There's plenty of space for your feet and personal items. There's less noise, less vibration and controls right where you want them. An easy-to-read LCD color monitor offers real-time information. The adjustable seat supports your whole body and provides less fatigue. The C-Series also offers excavator customers the highest-capacity heating and cooling ventilation system available.

Service made fast and easy

Volvo C-Series Excavators are built for maximum uptime with simple maintenance and complete service access. Ground level access makes inspection and service fast. Service intervals are long and lubrication points are centralized. Inside the cab, quickly perform self-diagnostics through the color LCD monitor.

The protection of Volvo safety and care

The new-design Volvo Care Cab, with operator protective structure provides security. Controls and pedals have been designed for safe, ergonomic use. Expansive glazed surface areas provide excellent all-around visibility. The smartly positioned wiper safely cleans the entire windshield. All steps and platforms feature anti-slip, punched steel plates. To improve environmental harmony, Volvo C-Series engines produce less internal/external noise, along with low emissions.





- 1 The new-design Volvo Care Cab, with operator protective structure provides security.
- 2 More intelligent electronic climate control system delivers the highest-capacity heating and cooling available.
- 3 Extensive windshield wiping area, including both upper corners.
- 4 Optional quick fit systems make bucket/tool changing easy.
- 5 New generation Volvo V-ACT engine is powerful, innovative and efficient.
- 6 Volvo continues to deliver industry-leading fuel efficiency.
- 7 Three-stage air cleaning.
- 8 Standard high-capacity alternator.
- 9 Anti-slip steps and platforms with punched steel plates for superior grip.
- 10 Adjustable, easy-to-read 16,3 cm (6,4") color LCD monitor for real-time information and trouble-shooting.
- 11 Common oil drain with valve is quick and easy.
- 12 Built-in service display on the LCD monitor – plus advanced tools (VCADS, MATRIS).
- 13 Boom and arm regeneration system.
- 14 Hydraulically-driven cooling fan with computer-automated fan speed control.
- 15 Reinforced frame and track motor piping protection.



















- 1 C-Series cab improves comfort with an adjustable, air suspension seat and isolated cab mountings.
- 2 More intelligent electronic climate control system delivers the highest-capacity heating and cooling available.
- 3 Extensive windshield wiping area, including both upper corners.
- 4 Durable aluminum radiator and charged-air cooler.
- 5 Compact rear tail radius and a low engine hood.
- 6 Unique superstructure alignment system via position sensor.
- 7 One-way travel pedal with rocker switch control (F-N-R) on the right joystick.
- 8 Advanced downhill retardation.
- 9 Adjustable, easy-to-read 16,3 cm (6,4") color LCD monitor for real-time information and trouble-shooting.
- 10 Built-in service display on the LCD monitor – plus advanced tools (VCADS, MATRIS).
- 11 Optional unique digging brake features automatic engagement/disengagement for superior productivity.
- 12 Attachment Management System provides optimal flow and pressure adjustment.
- 13 Optional quick fit systems make bucket/tool changing easy.
- 14 +/- 9° oscillating front axle for excellent off-road travel.
- 15 Bolt-on, flexible bottom step provides greater damage resistance and is easy to replace.
- 16 More commonality between Volvo Wheeled and Crawler Excavators to lower owning/operating costs.





















SPECIFICATIONS

								
Engine	Volvo D4E EBE3	Volvo D4E EBE3	Volvo D4E EBE3	Volvo D6E EBE3	Volvo D6E EBE3	Volvo D6E EBE3	Volvo D6E EBE3	Volvo D6E EBE3
Rated output, at	r/s (r/min)	33 (2 000)	33 (2 000)	33 (2 000)	30 (1 800)	30 (1 800)	30 (1 800)	30 (1 800)
Net (ISO 9249, SAE J1349)	kW (metric hp)	69 (94)	69 (94)	69 (94)	87 (118)	87 (118)	110 (150)	110 (150)
Gross (SAE J1995)	kW (metric hp)	80 (109)	80 (109)	80 (109)	98 (133)	98 (133)	123 (167)	123 (167)
Track length	mm	3 560	3 760	3 790	3 980	3 980	4 460	4 170
Track gauge	mm	1 990	1 990	1 990	2 200	2 200	2 390	2 200
Bucket capacity	m³	0,55-0,93	0,55-0,93	0,55-0,93	0,68-1,23	0,68-1,13	0,58-1,23	0,83-1,43
Lifting capacity	t	3,2	3,6	3,7	4,9	4,8	5,3	7,1
along undercarriage	m	6,0 / 1,5	6,0 / 1,5	6,0 / 1,5	6,0 / 1,5	6,0 / 1,5	6,0 / 1,5	6,0 / 1,5
at reach/height	kN	87,3	87,3	87,3	105,2	105,2	130,4	130,4
Breakout force, SAE	m	8,3	8,3	8,3	9,0	9,0	9,9	9,9
Max. digging reach	m	5,5	5,5	5,3	6,0	6,0	6,7	6,7
Max. digging depth	t	12,8-13,1	13,3-14,8	14,2-15,0	16,8-19,1	16,7-18,9	18,3-19,2	21,7-23,0
Operating weight								

								
Engine	Volvo D6E EFE3	Volvo D6E EAE3	Volvo D7E EBE3	Volvo D7E EBE3	Volvo D7E EAE3	Volvo D7E EAE3	Volvo D12D EBE3	Volvo D12D EBE3
Rated output, at	r/s (r/min)	30 (1 800)	30 (1 800)	30 (1 800)	30 (1 800)	30 (1 800)	28 (1 700)	28 (1 700)
Net (ISO 9249, SAE J1349)	kW (metric hp)	110 (150)	113 (154)	125 (170)	125 (170)	143 (194)	184 (250)	184 (250)
Gross (SAE J1995)	kW (metric hp)	123 (167)	126 (171)	138 (188)	138 (188)	153 (208)	198 (269)	198 (269)
Track length	mm	4 460	4 360	4 650	4 650	4 870	5 180	5 180
Track gauge	mm	2 040	2 040	2 590	2 390	2 590	2 740	2 390
Bucket capacity	m³	0,78-1,3	0,85-1,40	0,98-1,83	0,8-1,68	1,08-1,95	0,95-1,73	1,53-2,78
Lifting capacity	t	7,1	7,6	9,1	9,1	10,8	10,8	11,3
along undercarriage	m	6,0 / 1,5	6,0 / 1,5	6,0 / 1,5	6,0 / 1,5	6,0 / 1,5	6,0 / 1,5	7,5 / 1,5
at reach/height	kN	130,4	150,0	156,9	156,9	173,0	173,0	209,0
Breakout force, SAE	m	9,9	9,1	10,3	10,3	10,7	10,7	11,2
Max. digging reach	m	6,7	5,8	7,0	7,0	7,3	7,3	7,5
Max. digging depth	t	22,1-23,1	23,6-25,0	25,3-26,0	25,2-26,1	29,2-30,5	29,0-30,4	38,3-39,7
Operating weight								

								
Engine	Volvo D12D EAE3	Volvo D12D EAE3	Volvo D16E EAE3	Volvo D6E EAE3	Volvo D7E EBE3	Volvo D7E EAE3	Volvo D4E EAE3	Volvo D6E EAE3
Rated output, at	r/s (r/min)	30 (1 800)	30 (1 800)	30 (1 800)	30 (1 800)	30 (1 800)	33 (2 000)	30 (1 800)
Net (ISO 9249, SAE J1349)	kW (metric hp)	235 (320)	235 (320)	316 (430)	110 (150)	125 (170)	69 (94)	110 (150)
Gross (SAE J1995)	kW (metric hp)	245 (333)	245 (333)	346 (470)	138 (188)	153 (208)	80 (109)	123 (167)
Track length	mm	5 370	5 370	5 990	4 460	4 650	4 870	4 460
Track gauge	mm	2 740	2 890	3 350/2 750**	2 390	2 590	2 590	2 390
Bucket capacity	m³	1,7-3,5	1,9-3,8	2,48-6,6	0,52	0,52	0,52-0,57	0,53-0,88
Lifting capacity	t	13,8	13,2	17,2	2,8	3,3	4,2	7,5
along undercarriage	m	7,5 / 1,5	7,5 / 1,5	9,0 / 1,5	10,5 / 1,5	10,5 / 1,5	10,5 / 1,5	6,0 / 1,5
at reach/height	kN	244,2	244,2	374,0	68,6	68,6	69,1	85,7
Breakout force, SAE	m	12,0	12,5	11,5	15,8	18,3	18,6	124,7
Max. digging reach	m	7,7	8,1	7,3	12,1	14,4	14,8	9,9
Max. digging depth	t	45,6-47,1	46,6-48,3	69,3-71,7	23,2	27,7	27,7	6,8
Operating weight								23,8-26,1

					
Engine	Volvo D5E EAE3	Volvo D5E EAE3	Volvo D6E EDE3	Volvo D6E EDE3	
Rated output, at	r/s (r/min)	33,3 (2 000)	33,3 (2 000)	30,0 (1 800)	30,0 (1 800)
Net (ISO 9249, SAE J1349)	kW (metric hp)	91 (124)	91 (124)	106 (144)	106 (144)
Gross (SAE J1995)	kW (metric hp)	100 (136)	100 (136)	115 (156)	115 (156)
Wheel base	mm	2 600	2 600	2 600	2 600
Max. travel speed	km/h	20 / 30 / 35	20 / 30 / 35	20 / 30 / 35	20 / 30 / 35
Bucket capacity	m³	0,62 - 0,94	0,58 - 0,87	0,65 - 0,93	0,60 - 0,88
Lifting capacity	t	4,6	4,5	5,5	5,5
along undercarriage	m	6,0 / 1,5	6,0 / 1,5	6,0 / 1,5	6,0 / 1,5
at reach/height	kN	93,9	93,9	107,8	107,8
Breakout force, SAE	m	9,0	9,3	9,6	9,8
Max. digging reach	m	5,7	5,7	6,2	6,2
Max. digging depth	t	14,4 - 15,6	14,6 - 15,8	16,4 - 17,7	16,7 - 18,0
Operating weight					

					
Engine	Volvo D6E ECE3	Volvo D6E ECE3	Volvo D6E EEE3	Volvo D6E EEE3	
Rated output, at	r/s (r/min)	31,6 (1 900)	31,6 (1 900)	31,6 (1 900)	31,6 (1 900)
Net (ISO 9249, SAE J1349)	kW (metric hp)	113 (154)	113 (154)	120 (163)	120 (163)
Gross (SAE J1995)	kW (metric hp)	122 (166)	122 (166)	127 (173)	127 (173)
Wheel base	mm	2 650	2 650	2 750	2 750
Max. travel speed	km/h	20 / 30 / 35	20 / 30 / 35	20 / 25 / 30	20 / 25 / 30
Bucket capacity	m³	0,75 - 1,03	0,70 - 0,98	0,93 - 1,13	0,90 - 1,10
Lifting capacity	t	7,8	7,1	8,1	7,8
along undercarriage	m	6,0 / 1,5	6,0 / 1,5	6,0 / 1,5	6,0 / 1,5
at reach/height	kN	119,1	119,1	124,2	124,2
Breakout force, SAE	m	9,6	9,8	10,1	10,1
Max. digging reach	m	6,2	6,3	6,6	6,5
Max. digging depth	t	18,0 - 19,5	18,6 - 20,1	19,9 - 21,5	20,6 - 22,2
Operating weight					

* fixed undercarriage, ** retractable undercarriage. Values shown will vary depending on machine configuration. Not all products are available in all markets.

For further information, see the product brochure or www.volvo.com



Volvo Construction Equipment is different. Our machines are designed, built and supported in a different way. That difference comes from an engineering heritage of over 175 years. A heritage of thinking first about the people who actually use the machines. About how to help them be safer, more comfortable, more productive. About the environment we all share. The result of that thinking is a growing range of machines and a global support network dedicated to helping you do more. People around the world are proud to use Volvo. And we're proud of what makes Volvo different – **More care. Built in.**



Not all products are available in all markets. Under our policy of continuous improvement, we reserve the right to change specifications and design without prior notice. The illustrations do not necessarily show the standard version of the machine.

VOLVO

Volvo Construction Equipment
www.volvo.com

Ref. No. 21 C 100 3175
Printed in Sweden 2008.06 -2,0
Volvo, Konz

English (Global)
EXC