

Crawler Excavator

R 954 C
Litronic®

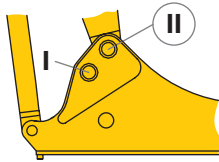
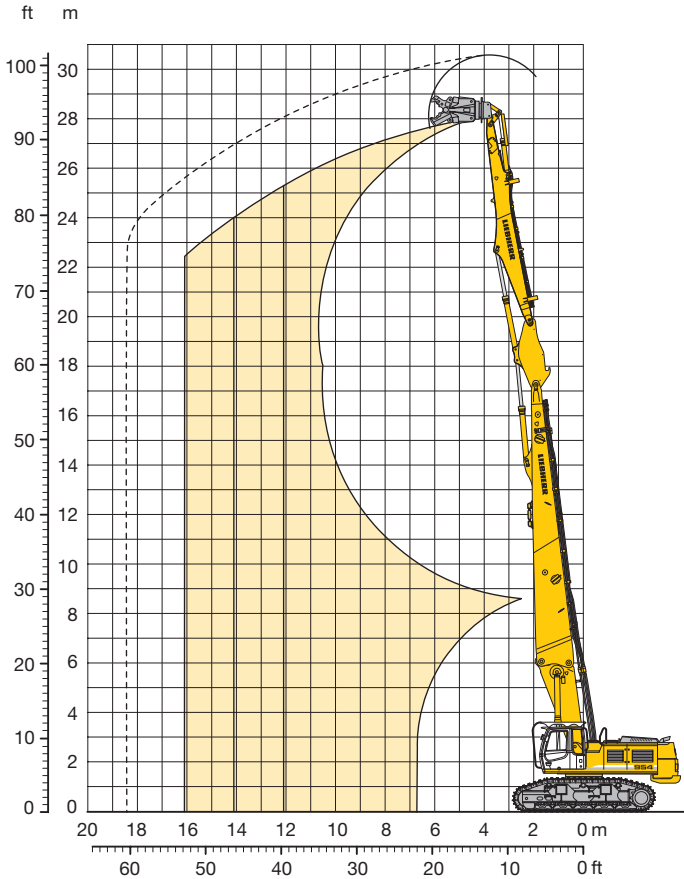
Attachment Information

Liebherr Crawler Excavator
with Demolition Attachment



LIEBHERR

Demolition Attachment 28,00 m



Uppercarriage demolition with/without cab tiltable 30°

To order a complete machine you need the following

- Cab for demolition application
- Hydraulic control for rotary drive
- Hydraulic control for hammer/shears with Tool Control and Liebherr-Demolition-Control (LDC)
- Hoist cylinders with regeneration plus and load holding valves
- Basic boom pinned in mounting hole II of boom foot bracket
- Heavy counterweight 12,0 t (removable 10,8 t)

For demolition application, following additional items are also required:

- Demolition boom 11,30 m
- Intermediate boom 2,50 m
- Demolition stick 8,55 m with linkage 932 Li
- Tool (backhoe bucket, demolition shears, concrete nibblers, etc.)
- Supports for demolition attachment
- Integral protection grid for cab FOPS

Optional

- Cab tiltable 30°
- Integral protection grid for cab on tilting device FOPS
- Hydraulic for removable counterweight
- Hydraulic accessory for quick change adapter on basic boom
- Storage rack with catwalks
- Demolition stick with linkage 922 Li

Reach Limitation

	12 m	14 m	16 m
Demolition boom 11,30 m + Intermediate boom + Demolition stick 8,55 m	Tool weight* in t		
V-/S-HD-Undercarriage	2,25	1,75	1,25
HD-EW-/V-HDW-/VH-HD-Undercarriage	3,00	2,75	2,00

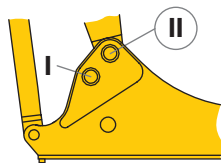
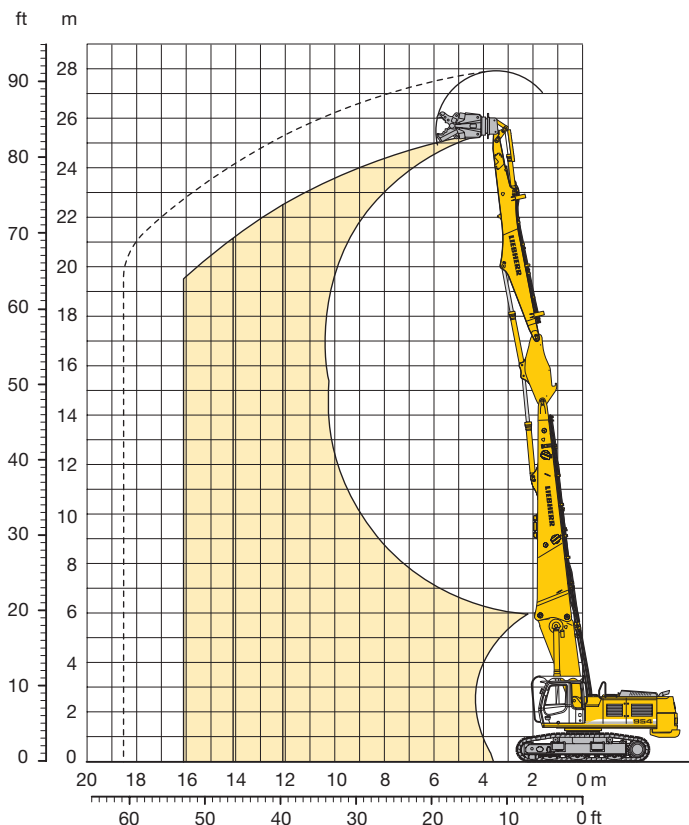
* included quick change adapter, adapter plate and tool

Operating Weight and Ground Pressure

Operating weight includes basic machine with heavy counterweight 12,0 t, demolition boom 11,30 m, intermediate boom, demolition stick 8,55 m and working tool 2,5 t.

Undercarriage		V	S-HD	HD-EW	V-HDW	VH-HD
Pad width	mm	600	600	600	600	600
Weight	kg	64500	66300	69900	73100	75600
Ground pressure	kg/cm ²	1,13	1,19	1,18	1,23	1,24

Demolition Attachment 25,60 m



Uppercarriage demolition with/without cab tiltable 30°

To order a complete machine you need the following

- Cab for demolition application
- Hydraulic control for rotary drive
- Hydraulic control for hammer/shears with Tool Control and Liebherr-Demolition-Control (LDC)
- Hoist cylinders with regeneration plus and load holding valves
- Basic boom pinned in mounting hole II of boom foot bracket
- Heavy counterweight 12,0 t (removable 10,8 t)

For demolition application, following additional items are also required:

- Demolition boom 8,80 m
- Intermediate boom 2,50 m
- Demolition stick 8,55 m with linkage 932 Li
- Tool (backhoe bucket, demolition shears, concrete nibblers, etc.)
- Supports for demolition attachment
- Integral protection grid for cab FOPS

Optional

- Cab tiltable 30°
- Integral protection grid for cab on tilting device FOPS
- Hydraulic for removable counterweight
- Hydraulic accessory for quick change adapter on basic boom
- Storage rack with catwalks
- Demolition stick with linkage 922 Li

Reach Limitation

	12 m	14 m	16 m
Demolition boom 8,80 m + Intermediate boom + Demolition stick 8,55 m	Tool weight* in t		
HD-Undercarriage	2,50	2,00	1,50
V-/S-HD-Undercarriage	2,75	2,25	1,75
HD-EW-/V-HDW-/VH-HD-Undercarriage	3,00	3,00	2,50

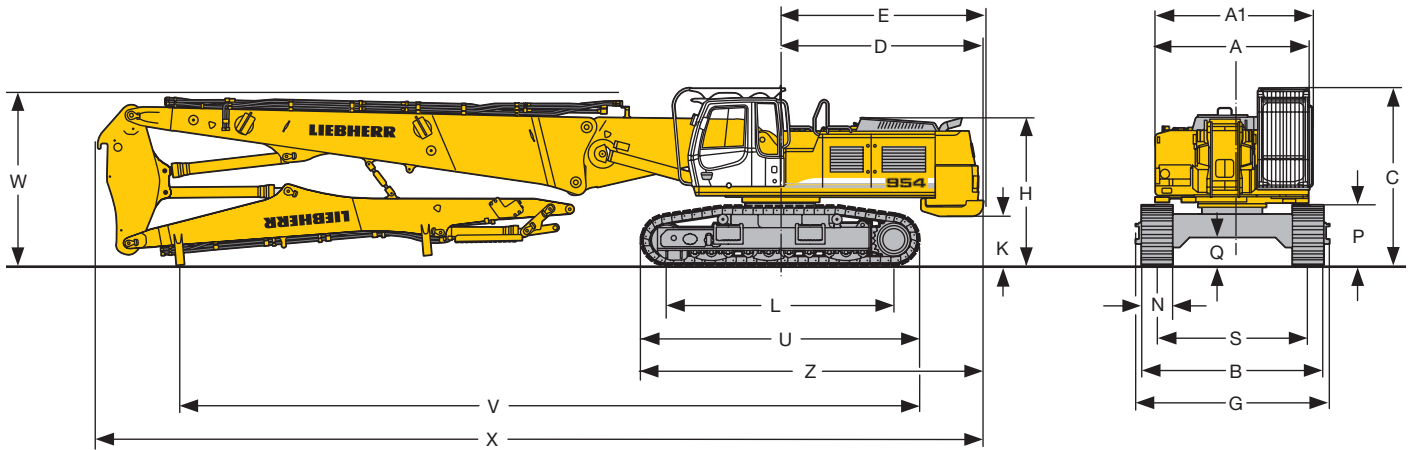
* included quick change adapter, adapter plate and tool

Operating Weight and Ground Pressure

Operating weight includes basic machine with heavy counterweight 12,0 t, demolition boom 8,80 m, intermediate boom, demolition stick 8,55 m and working tool 2,5 t.

Undercarriage	HD	V	S-HD	HD-EW	V-HDW	VH-HD
Pad width mm	600	600	600	600	600	600
Weight kg	60500	63500	65300	68900	72100	74600
Ground pressure kg/cm ²	1,06	1,12	1,17	1,16	1,21	1,23

Dimensions



	HD	mm	V	mm	S-HD	mm	HD-EW	mm	V-HDW	mm	VH-HD	mm
A	2980		2980		2980		2980		2980		2980	
A1	3060		3060		3060		3060		3060		3060	
C	3460		3512		3572		3632		3730		3625	
D	3925		3925		3925		3925		3925		3925	
E	3975		3975		3975		3975		3975		3975	
H	2895		2950		3010		3070		3165		3060	
K	990		1040		1100		1160		1260		1158	
L	4400		4400		4280		4575		4565		4675	
P	1170		1195		1290		1360		1490		1396	
Q	543		730		605		645		870		539	
S	2900		2400 – 2900		2900		3650		2900 – 3400		2380 – 3330	
U	5378		5380		5340		5670		5680		5790	
Z	6625		6630		6595		6750		6750		6805	
N	600		600		600		600		600		600	
B	3524		3000 – 3500		3626		4340		3500 – 4000		2980 – 3930	
G*	3720		3300 – 3800		3825		4535		3806 – 4306		3355 – 4305	

* with catwalks

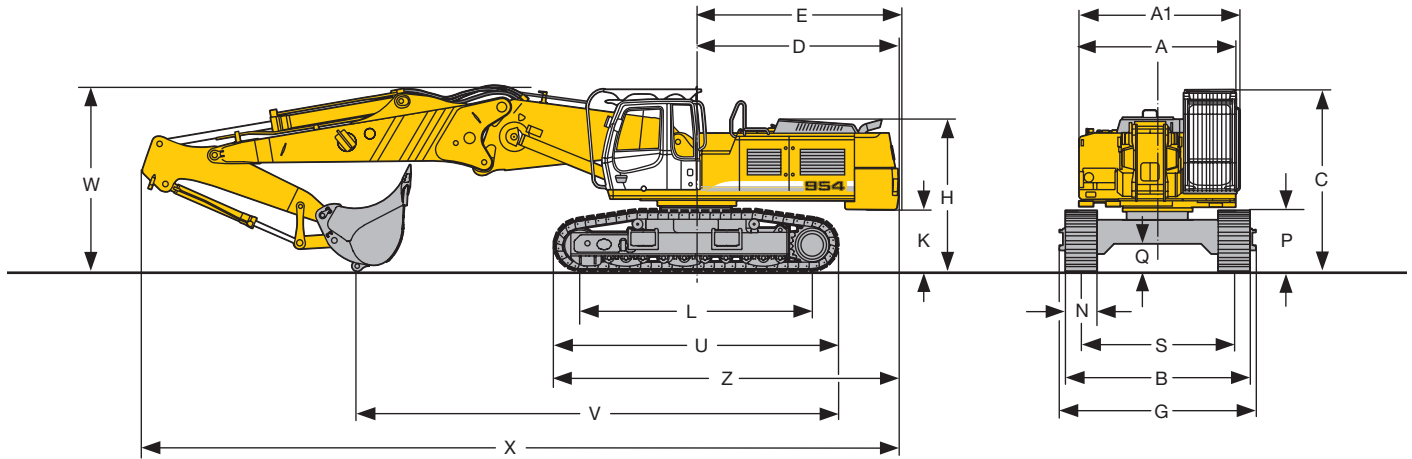
Demolition boom 11,30 m

	HD	mm	V	mm	S-HD	mm	HD-EW	mm	V-HDW	mm	VH-HD	mm
V	–		16800		16780		16940		16950		17000	
W	–		3400		3400		3400		3400		3400	
X	–		19650		19650		19650		19650		19650	

Demolition boom 8,80 m

	HD	mm	V	mm	S-HD	mm	HD-EW	mm	V-HDW	mm	VH-HD	mm
V	14300		14300		14300		14450		14450		14500	
W	3400		3400		3400		3400		3400		3450	
X	17150		17150		17150		17150		17150		17150	

Dimensions



	HD	mm	V	mm	S-HD	mm	HD-EW	mm	V-HDW	mm	VH-HD	mm
A		2980		2980		2980		2980		2980		2980
A1		3060		3060		3060		3060		3060		3060
C		3460		3512		3572		3632		3730		3625
D		3830		3830		3830		3830		3830		3830
E		3890		3890		3890		3890		3890		3890
H		2895		2950		3010		3070		3165		3060
K		1192		1246		1305		1365		1463		1358
L		4400		4400		4280		4575		4565		4675
P		1170		1195		1290		1360		1490		1396
Q		543		730		605		645		870		539
S		2900		2400 – 2900		2900		3650		2900 – 3400		2380 – 3330
U		5378		5378		5340		5670		5680		5790
Z		6520		6520		6500		6670		6670		6710
N		600		600		600		600		600		600
B		3524		3000 – 3500		3626		4340		3500 – 4000		2980 – 3930
G*		3720		3300 – 3800		3825		4535		3806 – 4306		3355 – 4305

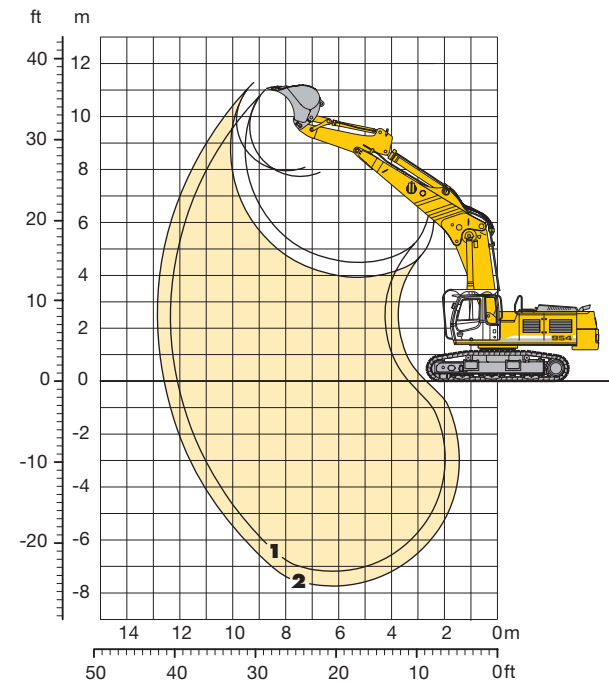
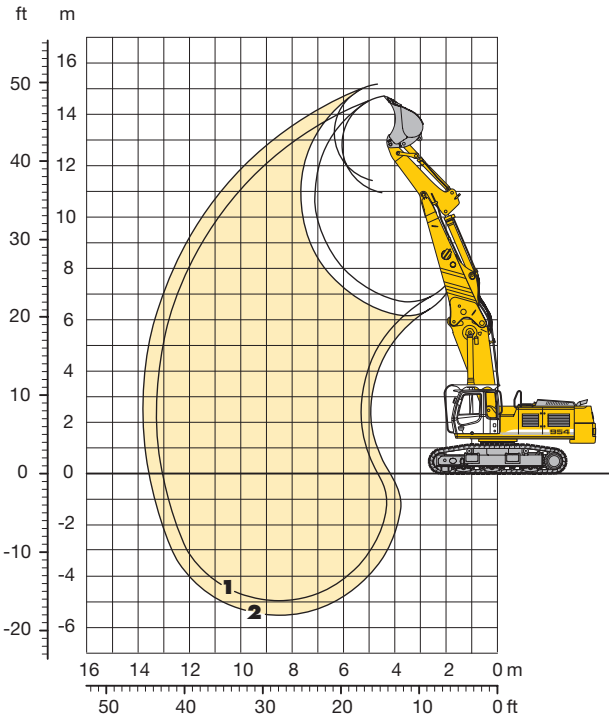
* with catwalks

	Stick Length	Main Boom 4,60 m					
		HD	V	S-HD	HD-EW	V-HDW	VH-HD
	m	mm	mm	mm	mm	mm	mm
V	2,35	8350	8300	8300	8400	8350	8450
	2,90	8000	7950	7950	8050	8000	8050
W	2,35	3600	3600	3600	3650	3650	3600
	2,90	3850	3850	3850	3900	3900	3850
X	2,35	13500	13450	13450	13450	13450	13450
	2,90	13400	13350	13350	13350	13350	13350

	Stick Length	Main Boom 5,50 m					
		HD	V	S-HD	HD-EW	V-HDW	VH-HD
	m	mm	mm	mm	mm	mm	mm
V	2,35	9150	9100	9100	9200	9200	9300
	2,90	8600	8500	8450	8650	8650	8700
W	2,35	3500	3500	3550	3550	3600	3550
	2,90	3700	3650	3650	3750	3800	3650
X	2,35	14350	14350	14350	14350	14350	14350
	2,90	14250	14250	14250	14250	14250	14250

Backhoe Attachment

with Main Boom 5,50 m



For backhoe application, following items are required

- Main boom 5,50 m
- Stick HD 2,35 m
- Stick HD 2,90 m
- Supports for backhoe attachment

Optional

- Hydraulic lines AHS* for basic boom 5,50 m
- Hydraulic lines AHS* for stick HD 2,35 m
- Hydraulic lines AHS* for stick HD 2,90 m
- Hydraulic lines rotary drive for basic boom 5,50 m
- Hydraulic lines rotary drive for stick HD 2,35 m
- Hydraulic lines rotary drive for stick HD 2,90 m
- Backhoe bucket – as required
- Storage racks with catwalks for backhoe attachment

* AHS = hydraulic control for hydraulic accessor

Digging Envelope Main Boom pinned in upper (in lower) bearing

		1	2
Stick lengths	m	2,35	2,90
Max. digging depth	m	4,95 (7,20)	5,50 (7,75)
Max. reach at ground level	m	13,05 (12,10)	13,60 (12,60)
Max. dump height	m	10,95 (7,75)	11,40 (7,95)
Max. teeth height	m	14,70 (11,05)	15,15 (11,30)
Digging force SAE	kN/t	233/23,8	206/21,0
Digging force ISO	kN/t	248/25,8	217/22,1
Breakout force SAE	kN/t	269/27,4	269/27,4
Breakout force ISO	kN/t	313/31,9	313/31,9

Max. breakout force ISO

345 kN (35,2 t)

Operating Weight and Ground Pressure

Operating weight includes basic machine with counterweight 9,0 t main boom 5,50 m, stick HD 2,35 m and backhoe bucket HD 1,65 m³ (2500 kg).

Undercarriage		HD	V	S-HD	HD-EW	V-HDW	VH-HD
Pad width	mm	600	600	600	600	600	600
Weight	kg	54900	57900	59700	63300	66500	69000
Ground pressure	kg/cm ²	0,96	1,02	1,07	1,06	1,12	1,13

Backhoe Bucket¹⁾

Cutting width	mm	1350	1550	1750	1950
Capacity ISO 7451	m ³	1,65	2,00	2,35	2,70
Max. material weight					
HD-Undercarriage	t/m ³	1,2	–	–	–
V-/S-HD-Undercarriage	t/m ³	1,5	1,2	–	–
HD-EW-/V-HDW-/VH-HD-Undercarriage	t/m ³	1,8	1,8	1,8	1,5
Weight HD backhoe bucket	kg	2500	2800	3050	3300
For machine stability per ISO 10567 the max. stick length is:					
HD-Undercarriage	m	2,35	–	–	–
V-/S-HD-Undercarriage	m	2,35	2,35	–	–
HD-EW-/V-HDW-/VH-HD-Undercarriage	m	2,90	2,90	2,35	2,35

¹⁾ with Esco teeth 61 (appropriate for materials above classification 6, per VOB, Section C, DIN 18300)

Lift Capacities

with Main Boom 5,50 m (pinned in upper bearing) and Counterweight 9,0 t

Stick 2,35 m

Height (m)	Under-carriage	Radius of load from centerline of machine (m)					
		4,5	6,0	7,5	9,0	10,5	12,0
13,5	HD						
	V						
	S-HD						
	HD-EW						
	V-HDW						
12,0	HD						
	V						
	S-HD						
	HD-EW						
	V-HDW						
10,5	HD						
	V						
	S-HD						
	HD-EW						
	V-HDW						
9,0	HD						
	V						
	S-HD						
	HD-EW						
	V-HDW						
7,5	HD						
	V						
	S-HD						
	HD-EW						
	V-HDW						
6,0	HD						
	V						
	S-HD						
	HD-EW						
	V-HDW						
4,5	HD						
	V						
	S-HD						
	HD-EW						
	V-HDW						
3,0	HD						
	V						
	S-HD						
	HD-EW						
	V-HDW						
1,5	HD						
	V						
	S-HD						
	HD-EW						
	V-HDW						
0	HD						
	V						
	S-HD						
	HD-EW						
	V-HDW						
-1,5	HD						
	V						
	S-HD						
	HD-EW						
	V-HDW						
-3,0	HD						
	V						
	S-HD						
	HD-EW						
	V-HDW						
-4,5	HD						
	V						
	S-HD						
	HD-EW						
	V-HDW						

Stick 2,90 m

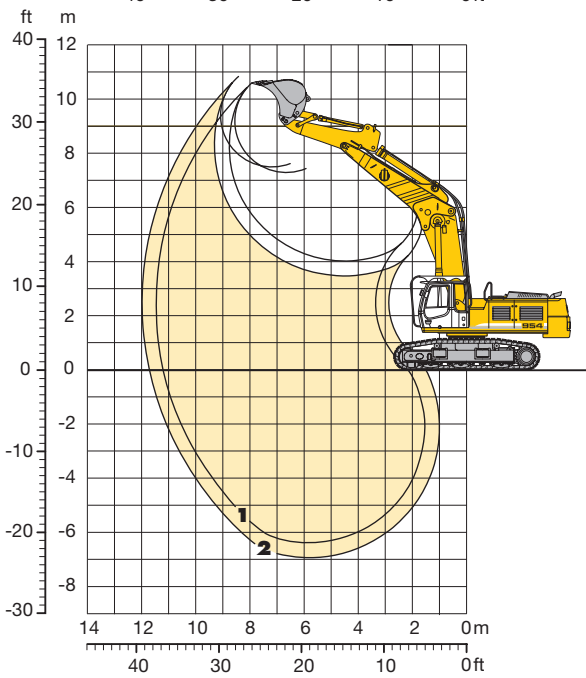
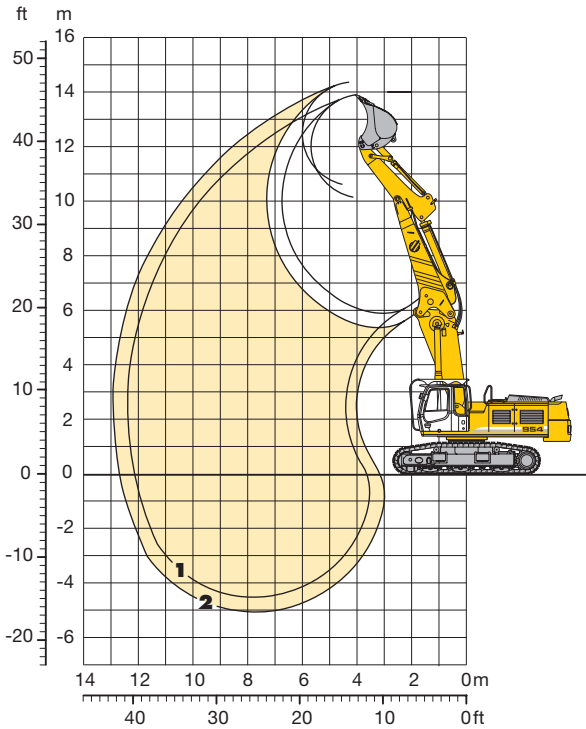
Height (m)	Under-carriage	Radius of load from centerline of machine (m)					
		4,5	6,0	7,5	9,0	10,5	12,0
13,5	HD						
	V						
	S-HD						
	HD-EW						
	V-HDW						
12,0	HD						
	V						
	S-HD						
	HD-EW						
	V-HDW						
10,5	HD						
	V						
	S-HD						
	HD-EW						
	V-HDW						
9,0	HD						
	V						
	S-HD						
	HD-EW						
	V-HDW						
7,5	HD						
	V						
	S-HD						
	HD-EW						
	V-HDW						
6,0	HD						
	V						
	S-HD						
	HD-EW						
	V-HDW						
4,5	HD						
	V						
	S-HD						
	HD-EW						
	V-HDW						
3,0	HD						
	V						
	S-HD						
	HD-EW						
	V-HDW						
1,5	HD						
	V						
	S-HD						
	HD-EW						
	V-HDW						
0	HD						
	V						
	S-HD						
	HD-EW						
	V-HDW						
-1,5	HD						
	V						
	S-HD						
	HD-EW						
	V-HDW						
-3,0	HD						
	V						
	S-HD						
	HD-EW						
	V-HDW						
-4,5	HD						
	V						
	S-HD						
	HD-EW						
	V-HDW						

The lift capacities are stated in metric tonnes (t) on the backhoe bucket's lifting eye, and can be lifted 360° on firm, level supporting surface. Values quoted in brackets are valid for the undercarriage when in longitudinal position. Capacities are valid for 600 mm wide triple grouser pads. Indicated loads are based on ISO 10567 standard and do not exceed 75 % of tipping or 87 % of hydraulic capacity (indicated via #). Maximum load for the backhoe bucket's lifting eye is 27 t. Without bucket HD (1,65 m³), the lift capacities will increase by 2500 kg, without bucket cylinder, link and lever they increase by an additional 775 kg. Lifting capacity of the excavator is limited by machine stability, hydraulic capacity and maximum permissible load of the load hook.

According to European Standard, EN 474-5: In the European Union excavators have to be equipped with an overload warning device, a load diagram and automatic check valves on the hoist cylinders, when they are used for lifting operations which require the use of lifting accessories.

Backhoe Attachment

with Main Boom 4,60 m



For backhoe application, following items are required

Main boom 4,60 m
Stick HD 2,35 m
Stick HD 2,90 m
Supports for backhoe attachment

Optional

Hydraulic lines AHS* for basic boom 4,60 m
Hydraulic lines AHS* for stick HD 2,35 m
Hydraulic lines AHS* for stick HD 2,90 m
Hydraulic lines rotary drive for basic boom 4,60 m
Hydraulic lines rotary drive for stick HD 2,35 m
Hydraulic lines rotary drive for stick HD 2,90 m
Backhoe bucket – as required
Storage racks with catwalks for backhoe attachment

* AHS = hydraulic control for hydraulic accessory

Digging Envelope Main Boom pinned in upper (in lower) bearing

		1	2
Stick lengths	m	2,35	2,90
Max. digging depth	m	4,50 (6,40)	5,05 (6,95)
Max. reach at ground level	m	12,15 (11,20)	12,70 (11,70)
Max. dump height	m	10,15 (7,25)	10,60 (7,50)
Max. teeth height	m	13,85 (10,55)	14,35 (10,80)
Digging force SAE	kN/t	233/23,8	206/21,0
Digging force ISO	kN/t	248/25,8	217/22,1
Breakout force SAE	kN/t	269/27,4	269/27,4
Breakout force ISO	kN/t	313/31,9	313/31,9

Max. breakout force ISO

345 kN (35,2 t)

Operating Weight and Ground Pressure

Operating weight includes basic machine with counterweight 9,0 t, main boom 4,60 m, stick HD 2,35 m and backhoe bucket HD 2,00 m³ (2800 kg).

Undercarriage		HD	V	S-HD	HD-EW	V-HDW	VH-HD
Pad width	mm	600	600	600	600	600	600
Weight	kg	54700	57700	59500	63100	66300	68800
Ground pressure	kg/cm ²	0,96	1,02	1,07	1,06	1,12	1,13

Backhoe Bucket¹⁾

Cutting width	mm	1350	1550	1750	1950
Capacity ISO 7451	m ³	1,65t	2,00	2,35	2,70
Max. material weight					
HD-Undercarriage	t/m ³	1,8	1,5	1,2	–
V-Undercarriage	t/m ³	1,8	1,8	1,2	–
S-HD-Undercarriage	t/m ³	1,8	1,8	1,5	1,2
HD-EW-/V-HDW-/VH-HD-Undercarriage	t/m ³	1,8	1,8	1,8	1,8
Weight HD backhoe bucket	kg	2500	2800	3050	3300

For machine stability per ISO 10567 the max. stick length is:

HD-Undercarriage	m	2,35	2,35	2,35	–
V-Undercarriage	m	2,90	2,35	2,35	–
S-HD-Undercarriage	m	2,90	2,35	2,35	2,35
HD-EW-/V-HDW-/VH-HD-Undercarriage	m	2,90	2,90	2,90	2,35

¹⁾ with Esco teeth 61 (appropriate for materials above classification 6, per VOB, Section C, DIN 18300)

Lift Capacities

with Main Boom 4,60 m (pinned in upper bearing) and Counterweight 9,0 t

Stick 2,35 m

Height (m)	Under-carriage	Radius of load from centerline of machine (m)					
		4,5	6,0	7,5	9,0	10,5	12,0
13,5	HD						
	V						
	S-HD						
	HD-EW						
	V-HDW						
12,0	HD						
	V						
	S-HD						
	HD-EW						
	V-HDW						
10,5	HD						
	V						
	S-HD						
	HD-EW						
	V-HDW						
9,0	HD						
	V						
	S-HD						
	HD-EW						
	V-HDW						
7,5	HD						
	V						
	S-HD						
	HD-EW						
	V-HDW						
6,0	HD						
	V						
	S-HD						
	HD-EW						
	V-HDW						
4,5	HD						
	V						
	S-HD						
	HD-EW						
	V-HDW						
3,0	HD						
	V						
	S-HD						
	HD-EW						
	V-HDW						
1,5	HD						
	V						
	S-HD						
	HD-EW						
	V-HDW						
0	HD						
	V						
	S-HD						
	HD-EW						
	V-HDW						
-1,5	HD						
	V						
	S-HD						
	HD-EW						
	V-HDW						
-3,0	HD						
	V						
	S-HD						
	HD-EW						
	V-HDW						
-4,5	HD						
	V						
	S-HD						
	HD-EW						
	V-HDW						

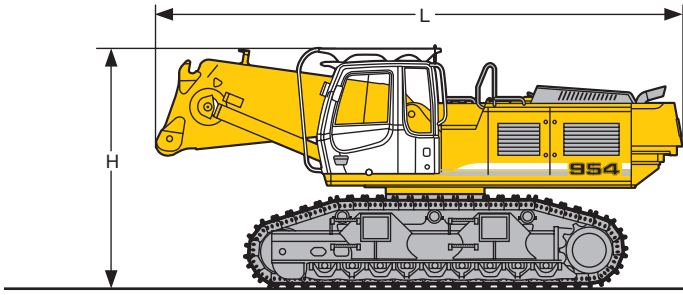
Stick 2,90 m

Height (m)	Under-carriage	Radius of load from centerline of machine (m)					
		4,5	6,0	7,5	9,0	10,5	12,0
13,5	HD						
	V						
	S-HD						
	HD-EW						
	V-HDW						
12,0	HD						
	V						
	S-HD						
	HD-EW						
	V-HDW						
10,5	HD						
	V						
	S-HD						
	HD-EW						
	V-HDW						
9,0	HD						
	V						
	S-HD						
	HD-EW						
	V-HDW						
7,5	HD						
	V						
	S-HD						
	HD-EW						
	V-HDW						
6,0	HD						
	V						
	S-HD						
	HD-EW						
	V-HDW						
4,5	HD						
	V						
	S-HD						
	HD-EW						
	V-HDW						
3,0	HD						
	V						
	S-HD						
	HD-EW						
	V-HDW						
1,5	HD						
	V						
	S-HD						
	HD-EW						
	V-HDW						
0	HD						
	V						
	S-HD						
	HD-EW						
	V-HDW						
-1,5	HD						
	V						
	S-HD						
	HD-EW						
	V-HDW						
-3,0	HD						
	V						
	S-HD						
	HD-EW						
	V-HDW						
-4,5	HD						
	V						
	S-HD						
	HD-EW						
	V-HDW						

The lift capacities are stated in metric tonnes (t) on the backhoe bucket's lifting eye, and can be lifted 360° on firm, level supporting surface. Values quoted in brackets are valid for the undercarriage when in longitudinal position. Capacities are valid for 600 mm wide triple grouser pads. Indicated loads are based on ISO 10567 standard and do not exceed 75 % of tipping or 87 % of hydraulic capacity (indicated via #). Maximum load for the backhoe bucket's lifting eye is 27 t. Without bucket HD (2,00 m³), the lift capacities will increase by 2800 kg, without bucket cylinder, link and lever they increase by an additional 775 kg. Lifting capacity of the excavator is limited by machine stability, hydraulic capacity and maximum permissible load of the load hook.

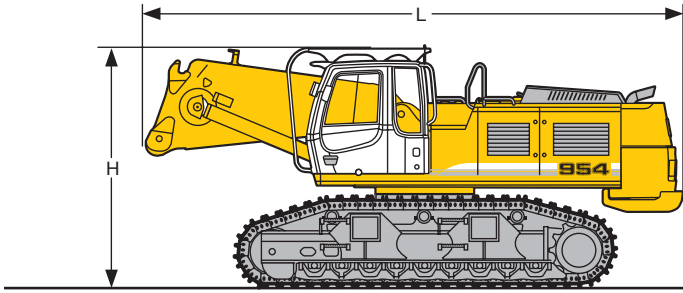
According to European Standard, EN 474-5: In the European Union excavators have to be equipped with an overload warning device, a load diagram and automatic check valves on the hoist cylinders, when they are used for lifting operations which require the use of lifting accessories.

Dimensions and Weights



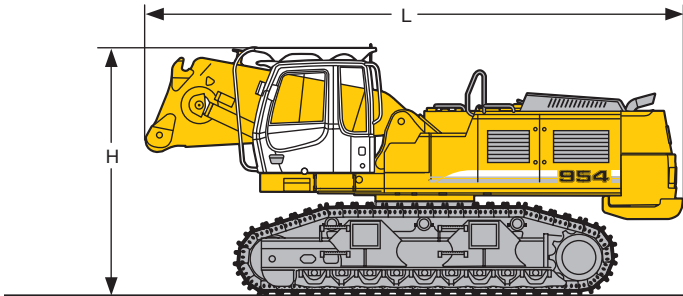
Basic machine with fixed cab and integral protection grid without counterweight

Undercarriage		HD	V	S-HD	HD-EW	V-HDW	VH-HD
Pad width	mm	600	600	600	600	600	600
L	mm	8050	8050	8050	8050	8050	8050
H	mm	3465	3517	3577	3635	3735	3630
Weight	kg	36500	39500	41300	44900	48100	50600



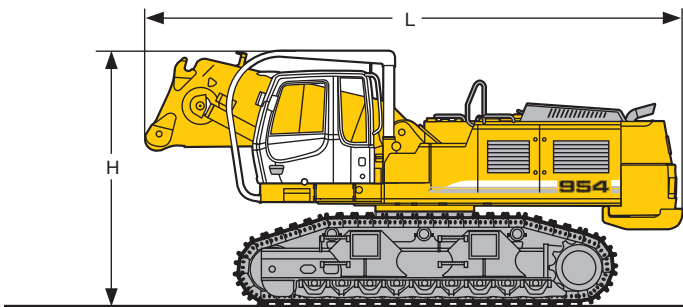
Basic machine with fixed cab and integral protection grid with counterweight

Undercarriage		HD	V	S-HD	HD-EW	V-HDW	VH-HD
Pad width	mm	600	600	600	600	600	600
L	mm	8200	8200	8200	8200	8200	8200
H	mm	3465	3517	3577	3635	3735	3630
Weight	kg	47300	50300	52100	55700	58900	61400



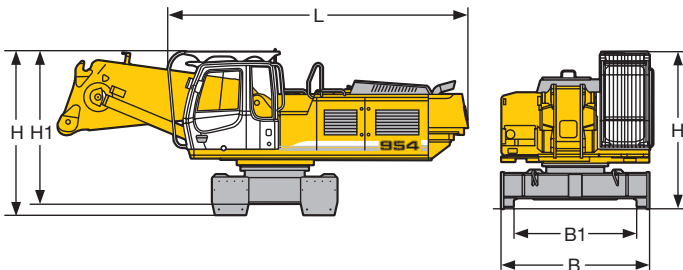
Basic machine with cab tiltable 30° and integral protection grid

Undercarriage		HD	V	S-HD	HD-EW	V-HDW	VH-HD
Pad width	mm	600	600	600	600	600	600
L	mm	8200	8200	8200	8200	8200	8200
H	mm	3600	3652	3712	3770	3870	3765
Weight	kg	48300	51300	53100	56700	59900	62400



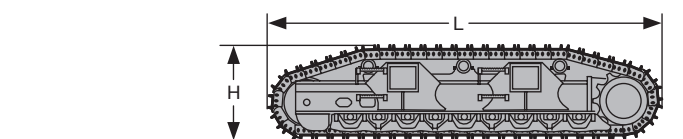
Basic machine with cab tiltable 30° and integral protection grid on tilting device

		HD	V	S-HD	HD-EW	V-HDW	VH-HD
Pad width	mm	600	600	600	600	600	600
Bodenplattenbreite	mm	8200	8200	8200	8200	8200	8200
L	mm	3715	3770	3830	3887	3987	3882
Weight	kg	48700	51700	53500	57100	60300	62800



Basic Machine without Side Frames for HD-EW-Undercarriage

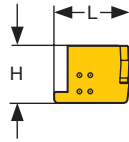
L Length	mm	5650
H Height	mm	3200
H1 Height	mm	2980
B Width	mm	3000
B1 Width	mm	2500
Weight	kg	19900



Side Frame for HD-EW Undercarriage

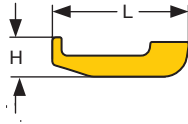
L Length	mm	5670
H Height	mm	1385
Width	mm	1100
Weight	kg	2 x 9800

Dimensions and Weights



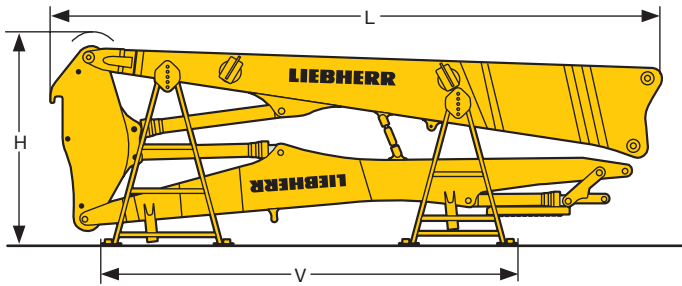
Counterweight

L Length	mm	1050
H Height	mm	800
Width	mm	3000
Weight	kg	7800



Additional Counterweight

L Length	mm	1250
H Height	mm	340
Width	mm	3000
Weight	kg	3000



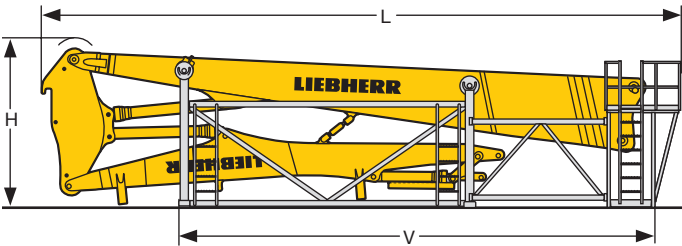
Demolition Attachment with Support

Demolition Boom 11,30 m

L Length	mm	12140
H Height	mm	3400
V	mm	8300
Width	mm	2400
Weight without working tool	kg	12400

Demolition Boom 8,80 m

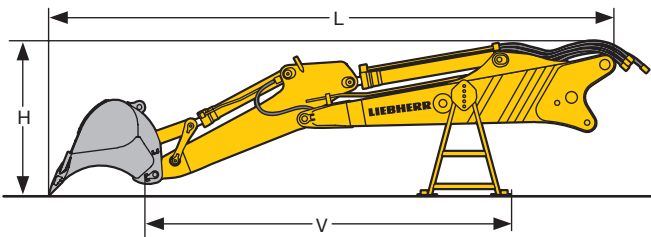
L Length	mm	9650
H Height	mm	3400
V	mm	6550
Width	mm	2400
Weight without working tool	kg	11400



Demolition Attachment with Storage Rack with Catwalks

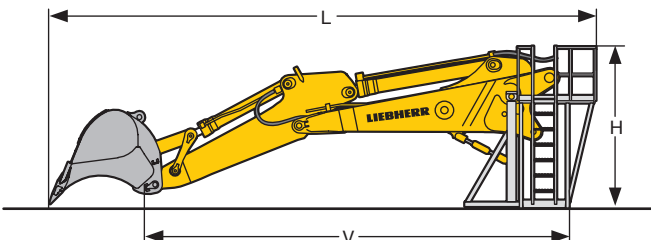
Demolition Boom 11,30 m

L Length	mm	12730
H Height	mm	3400
V	mm	9500
Width	mm	2500
Weight without working tool	kg	14400



Backhoe Attachment with Supports

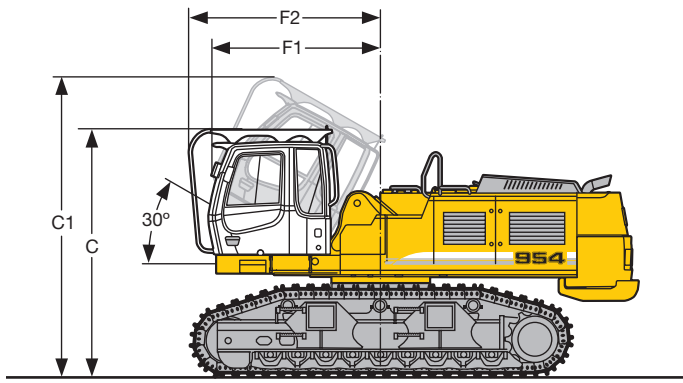
Main Boom		4,60 m	5,50 m		
Stick lengths	m	2,35	2,90	2,35	2,90
L Length	mm	8850	9300	9800	10300
H Height	mm	3000	3000	2800	2800
V	mm	7050	7650	6050	6650
Width	mm	2400	2400	2400	2400
Weight without bucket	kg	7850	8000	8350	8500



Backhoe Attachment with Storage Rack with Catwalks

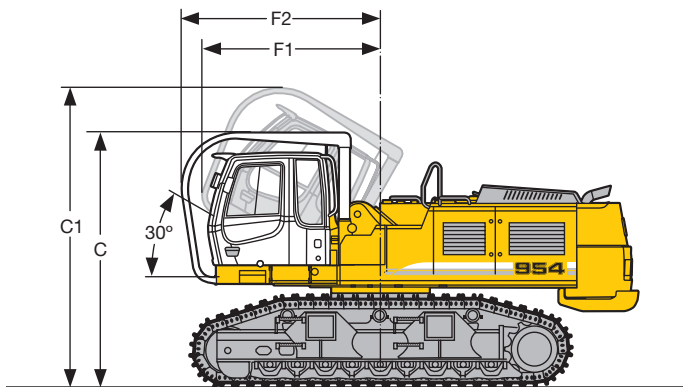
Main Boom		4,60 m	5,50 m		
Stick lengths	m	2,35	2,90	2,35	2,90
L Length	mm	9400	9950	10300	10900
H Height	mm	2950	2950	2950	2950
V	mm	7200	7800	8100	8700
Width	mm	2500	2500	2500	2500
Weight without bucket	kg	8650	8800	9150	9300

Choice of Cab Elevations



Version tiltable 30° with integral protection grid

Undercarriage		HD	V	S-HD	HD-EW	V-HDW	VH-HD
C	mm	3600	3652	3712	3770	3870	3765
C1	mm	4435	4490	4550	4600	4610	4710
F1	mm	2550	2550	2550	2550	2550	2550
F2	mm	2900	2900	2900	2900	2900	2900



Version tiltable 30° with integral protection grid on tilting device

Undercarriage		HD	V	S-HD	HD-EW	V-HDW	VH-HD
C	mm	3715	3770	3830	3882	3890	3990
C1	mm	4408	4462	4522	4575	4580	4680
F1	mm	2727	2727	2727	2727	2727	2727
F2	mm	3014	3014	3014	3014	3014	3014

Liebherr-France SAS

2, avenue Joseph Rey, B.P. 90287, F-68005 Colmar Cedex

+33 389 21 30 30, Fax +33 389 21 37 93

www.liebherr.com, E-Mail: info.lfr@liebherr.com