





ATLAS

Crawler Excavator | 240LC, 240NLC



-  max. 25,1 t
-  125 kW (170 PS)
-  0,48 - 1,87 m³



ROBUST. PRECISE. ECONOMICAL.
240LC

Technical specifications

ENGINE (COM III)

Power according to ISO 9249125 kW (170 HP)	Cylinder capacity.....6700 cm ³	Air filter.....Dry air filter
RPM.....2000/min	Number of cylinders.....6	Battery.....2 x 12 V / 100 Ah
Make/model.....Cummins / QSB 6.7	Automatic idle.....Standard	Alternator.....24 V / 70 Ah
Design.....Turbocharger/LLK	Cooling system.....Water-cooled	Starter.....24 V / 3,2 kW

HYDRAULIC SYSTEM

- 2 load-limit-controlled high-performance piston pumps
- Dual-circuit hydraulics system
- 7 standard consumer loads in one control block
- Sensitive, proportional, independent control
- Primary and secondary protection against overload
- Suction valves for all work functions
- Load-retaining and fine-lowering valve in lifting circuit
- Pump flow control
- Grab function is standard (without rotating)
- Fuel-efficient flow-on-demand control
- Pipe break protection valves for lifting cylinders
- Up to 2 additional control circuits possible
- Max. oil flow.....480 l/min
- Max. operating pressure.....340 (370)* bar
- Operating models:
3 pre-programmed Models (Fine, Eco, Power)

SWING ASSEMBLY

- Swing motor: Axial piston motor with priority valve
- Swing gear: Multistage planetary transmission
- Swing brake: Automatic multidisc parking brake (can also be operated manually)
- Max. swing speed.....10,5/min
- Swing torque.....88,10 (95,88)* kNm

TRACTION DRIVE AND BRAKES

- Steering: 2 control levers / pedals enable separate drive of both chains
- Traction drive: 2 automatic drive positions
- Brakes: Hydraulic, service-free multidisc brakes
- Maximum speed.....3,3 / 5,8 km/h
- Tractive force.....240* kN
- Max. climbing power.....70 %

UNDERCARRIAGE

- | | | |
|---|-----------------------------|---|
| Construction: | Drives: | |
| • X-frame | • Drive quality B60 | • Chain tension via hydraulic oil cylinder and pre-tensioned steel spring |
| • Lifetime lubrication of track and carrier rollers | • Three-section base plates | • Track LC.....2,40 m |
| • 4 lashing grommets | • Chains lubricated | • Track NLC.....2,20 m |
| | • Sealed bolts | |

FILL CAPACITIES

- | | | |
|-------------------------------|--------------------------------|---------------------------------|
| • Fuel tank.....389 liter | • Engine oil.....20 liter | • Hydraulic System .. 290 liter |
| • Cooling system.....42 liter | • Hydraulic tank.....216 liter | |

DRIVER'S CAB

- | | | |
|--|--|---|
| <ul style="list-style-type: none"> • Meets latest safety standards • Extra-wide entrance • Spacious leg room • Excellent circumferential visibility • Preparation for radio installation with mute function | CONTROL: <ul style="list-style-type: none"> • Ergonomically designed joysticks • Clear and concise arrangement of the switches in the control panel | CLIMATE CONTROL: <ul style="list-style-type: none"> • Air conditioning equipped as standard • Very good air distribution through optimally arranged nozzles |
| DRIVER'S SEAT: <ul style="list-style-type: none"> • Air-cushioned comfort seat (optional seat heating) • Arm rests and lumbar support • Seat adjustable separately from console | MONITORING: <ul style="list-style-type: none"> • Operating data screen display • Automatic system for monitoring, warning and storage of data | SOUND LEVELS: <ul style="list-style-type: none"> • ISO 6396 (L_{pA}) in driver's cab.....72 dB(A) • 2000/14 EG (L_{wA}) ambience level.....103 dB(A) |

Working equipment

OPERATING WEIGHTS	Crawler Excavator 240LC		Crawler Excavator 240NLC		
	Monoblock	Monoblock 5,95 m (C25.3M) Stick 2,50 m (D25.2)	Monoblock 6,95 m (C25.5M) Stick 3,20 m (D25.3)	Monoblock 5,95 m (C25.3M) Stick 2,50 m (D25.2)	Monoblock 6,95 m (C25.5M) Stick 3,20 m (D25.3)
Ground plate width 500 mm	-	-	-	-	-
Ground plate width 600 mm	24,0 t	24,5 t	23,8 t	24,2 t	
Ground plate width 700 mm	24,4 t	24,8 t	21,1 t	24,5 t	
Ground plate width 800 mm	24,7 t	25,1 t	24,4 t	24,9 t	

OPERATING WEIGHTS	Crawler Excavator 240LC		Crawler Excavator 240NLC	
	Adjustable base arm 1,95 m (C25.41)	Adjustable boom 4,23 m (C25.46)	Adjustable base arm 1,95 m (C25.41)	Adjustable boom 4,23 m (C25.46)
Ground plate width 500 mm	-	-	-	-
Ground plate width 600 mm	24,3 t	24,3 t	24,1 t	24,1 t
Ground plate width 700 mm	24,6 t	24,6 t	24,4 t	24,4 t
Ground plate width 800 mm	24,9 t	24,9 t	24,7 t	24,7 t

Operating weight with driver, completely filled implement and 1,0 t for attachments

STANDARD EQUIPMENT

Engine:	<ul style="list-style-type: none"> • COM III emission level • 6 cylinders • Engine speed adjustment via potentiometer • Automatic idle • Diesel pre-filter • Engine monitoring 	<ul style="list-style-type: none"> • Cylinder end-position damping • Accumulator for emergency lowering of the arm system 	Superstructure:	<ul style="list-style-type: none"> • Spacious and lockable storage space in superstructure
Hydraulics:	<ul style="list-style-type: none"> • Load-limit-controlled double displacement pump • Hydraulic attachment kit for grabbing (without rotation) • Hammer hydraulics (max. 200 Liter) • Quadrant hydraulics (max. 200 Liter) • Pipe-break protection valves for lifting cylinders • Pressure control level 	Cab:	Equipment:	<ul style="list-style-type: none"> • Combined lubricating points for swing bearing and arm equipment
		<ul style="list-style-type: none"> • Air conditioner • Preparation for radio installation with mute function • Air-cushioned comfort seat • Seat adjustable separately from console • Ready for electric cooling box • Different options for storage, compartment for documents • Bottle holder • Heat-insulating glass, tinted windows • Operating data screen display • Rear view security camera with 5 inch LCD-colour monitor 	Undercarriage:	<ul style="list-style-type: none"> • X frame • Integrated, hydraulic traction drive with brake valve • Automatic, hydraulic, service-free multi-disc brakes • Chain tensioning can be adjusted via oil cylinder • Lubricated, sealed chains • 4 lashing grommets on the undercarriage

SPECIAL EQUIPMENT

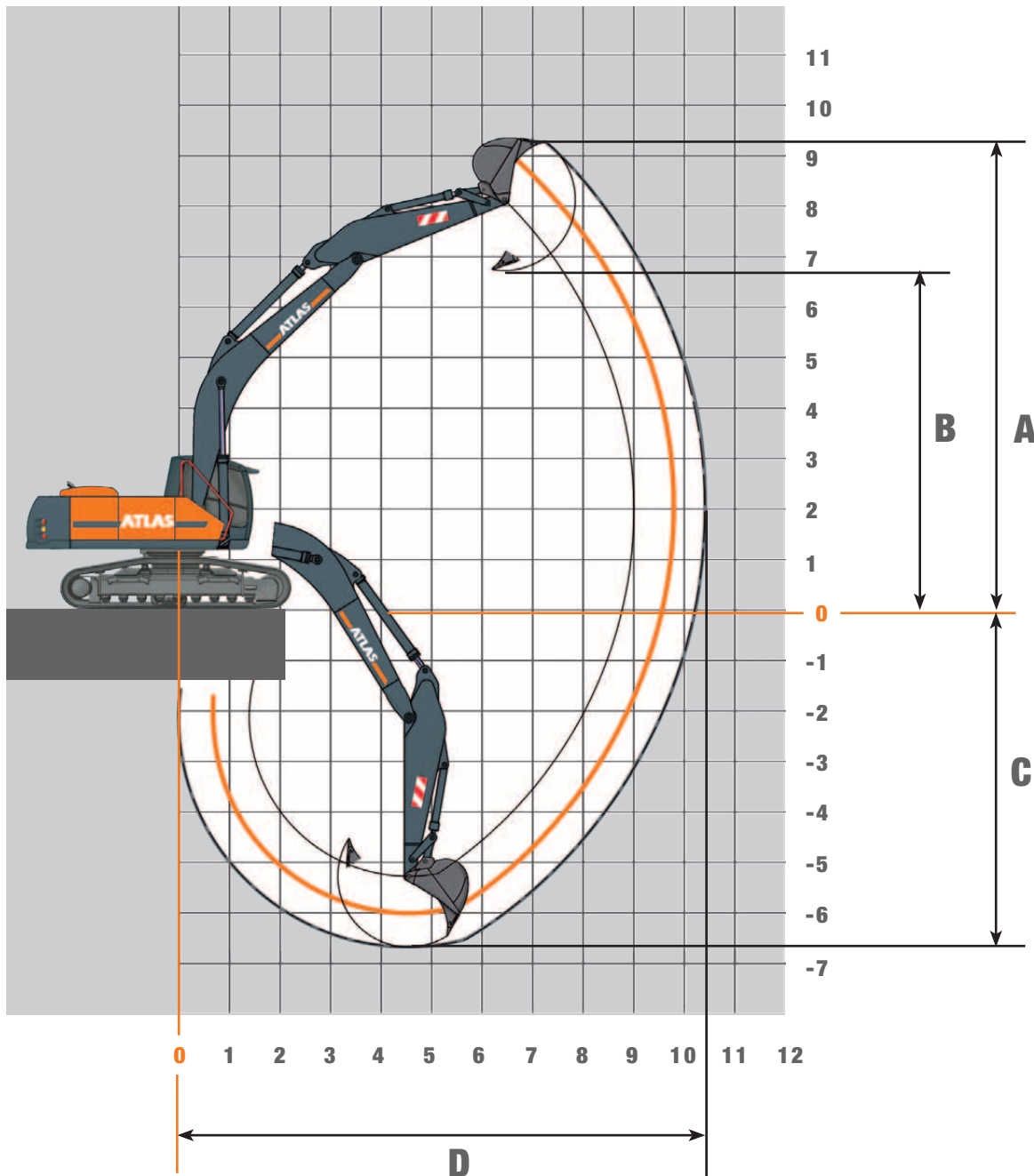
Monoblock:	<ul style="list-style-type: none"> • Monoblock with stick cylinder 5,95 m (C25.3M) • Monoblock with stick cylinder 6,95 m (C25.5M) 	Engine:	<ul style="list-style-type: none"> • Refueling pump • Auxiliary heating • Cold start assistance 	Equipment:	<ul style="list-style-type: none"> • Automatically controlled and monitored electric central lubrication system • GPS/GSM telemetric system for monitoring of operating data, consumption, position • Xenon working lights
Stick for Monoblock:	<ul style="list-style-type: none"> • Stick 2,50 m (D25.2) • Stick 3,20 m (D25.3) 	Hydraulics:	<ul style="list-style-type: none"> • Shear / sorting grab function with comfort pressure controller • Grab and grab rotating function • Up to two additional circuits • Floating function for the boom • Hydraulic quick coupler • Pipe-break protection valve for bending cylinder • Pipe-break protection valves for lifting cylinders • Bio oil 	Cab:	<ul style="list-style-type: none"> • Cab protection guard • Flood lights • Beacon light • Radio CD/MP3, front AUX in, USB • Heated driver's seat • Electric cooling box
Adjustable booms:	<ul style="list-style-type: none"> • Base arm 1,95 m (C21.41) • Adjustable boom adjusting cylinder 4,23 m (C25.46) 				
Sticks for adjustable booms:	<ul style="list-style-type: none"> • Stick 2,15 m (D21.23) • Stick 2,65 m (D21.33) 				Other special equipment: See price list

ATTACHMENTS (SELECTION)

	Bucket	Bucket	Bucket	Bucket	Bucket
Content SAE	0,48 m ³	0,93 m ³	1,17 m ³	1,53 m ³	1,65 m ³
Cutting width	600 mm	1000 mm	1200 mm	1500 mm	1600 mm
Weight	620 kg	730 kg	730 kg	990 kg	1070 kg

stability acc. to ISO 10567, bulk weight 1.8 t/m3

Working ranges Monoblock 5,95 m (C25.3M)



STICK LENGTHS	2,50 m (D25.2)	3,20 m (D25.3)
A Max. cut-in height	9,10 m	9,36 m
B Max. pouring height	6,50 m	6,77 m
C Max. trench depth	6,13 m	6,83 m
D Max. reach	9,92 m	10,55 m
Max. bucket digging force	168* kN	168* kN
Max. stick digging force	161* kN	136* kN

Lifting capacities Monoblock 5,95 m (C25.3M)

240LC

Lifting capacity at 370 bar

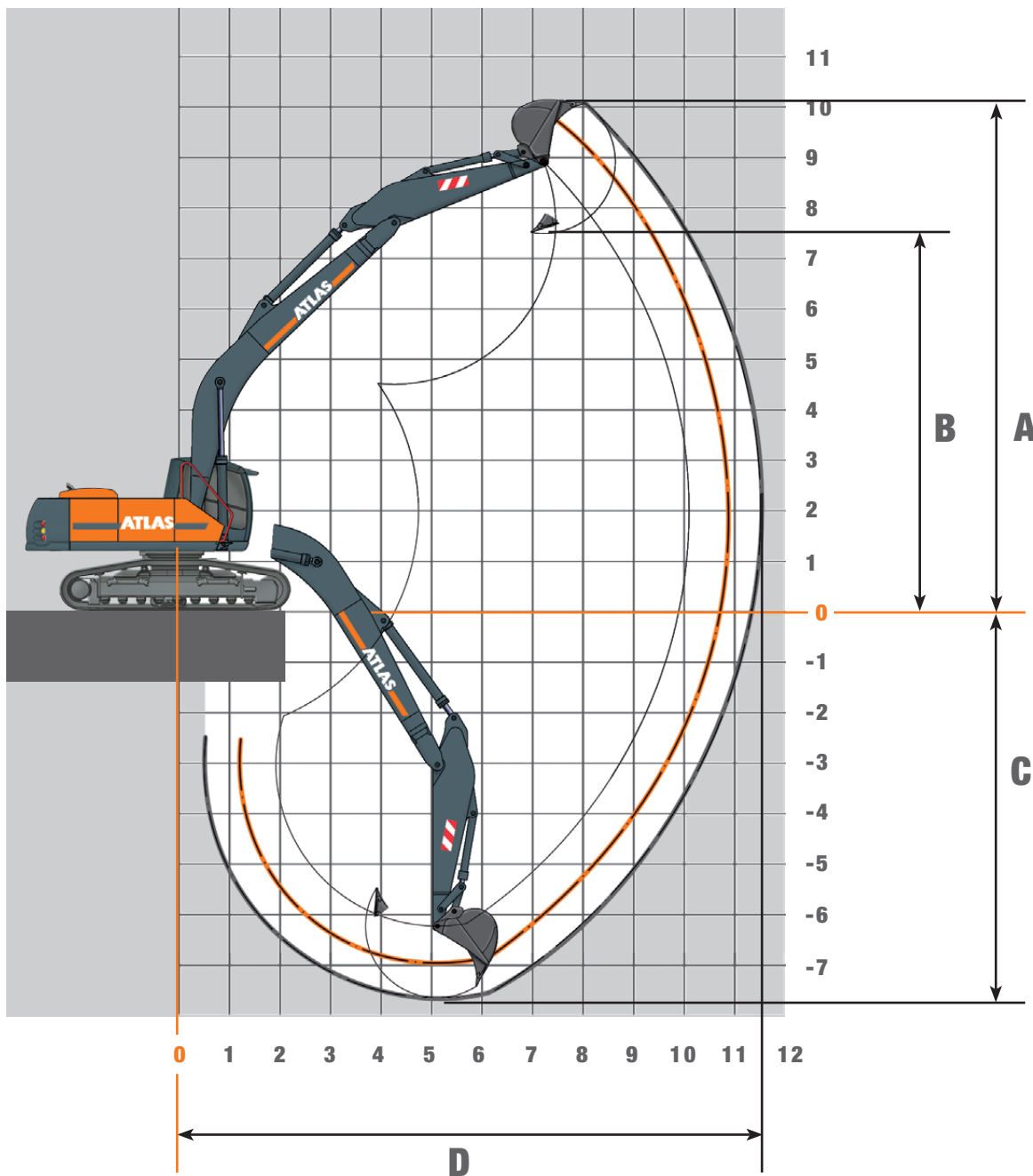
HEIGHT	3,0 m		4,5 m		6,0 m		7,5 m		9,0 m	
	FRONT	LATERAL	FRONT	LATERAL	FRONT	LATERAL	FRONT	LATERAL	FRONT	LATERAL
Monoblock 5,95 m (C25.3M) with stick 2,50 m (D25.2). Max. reach 9,92 m										
+ 9,0 m										
+ 7,5 m										
+ 6,0 m					9488	5906				
+ 4,5 m			13427*	8601	9212	5668	6487	4075		
+ 3,0 m			13959	7848	8846	5354	6332	3936		
+ 1,5 m			13308	7329	8524	5076	6174	3795		
+ 0 m			13104	7166	8330	4908	6066	3698		
- 1,5 m	15061*	13859	10182	7228	8311	4893	6084	3714		
- 3,0 m	22419*	41098	13398	7401	8447	5010				
- 4,5 m			12605*	7738						
Monoblock 5,95 m (C25.3M) with stick 3,20 m (D25.3). Max. reach 10,55 m										
+ 9,0 m										
+ 7,5 m										
+ 6,0 m							6693	4246		
+ 4,5 m					9364	5782	6566	4132		
+ 3,0 m			14259	8062	8942	5418	6367	3954	4825	3007
+ 1,5 m			13386	7365	8539	5071	6164	3772	4737	2927
+ 0 m			12953	7019	8262	4832	6008	3633		
- 1,5 m			12888	6967	8149	4735	5950	3581		
- 3,0 m	22054*	13469	13049	7069	8226	4802	6043	3554		
- 4,5 m	20384*	13458	13397	7373	8485	5025				

240NLC

Lifting capacity at 370 bar

HEIGHT	3,0 m		4,5 m		6,0 m		7,5 m		9,0 m	
	FRONT	LATERAL	FRONT	LATERAL	FRONT	LATERAL	FRONT	LATERAL	FRONT	LATERAL
Monoblock 5,95 m (C25.3M) with stick 2,50 m (D25.2). Max. reach 9,92 m										
+ 9,0 m										
+ 7,5 m										
+ 6,0 m					9407	5411				
+ 4,5 m			13427*	7808	9130	5178	6427	3724		
+ 3,0 m			13831	7078	8765	4870	6272	3588		
+ 1,5 m			13181	6574	8442	4598	6114	3449		
+ 0 m			12976	6415	8248	4434	6006	3354		
- 1,5 m	15061*	12163	13055	6476	8230	4418	6024	3370		
- 3,0 m	22419*	12391	13271	6646	8366	4533				
- 4,5 m			12605*	6970						
Monoblock 5,95 m (C25.3M) with stick 3,20 m (D25.3). Max. reach 10,55 m										
+ 9,0 m										
+ 7,5 m										
+ 6,0 m							6633	3891		
+ 4,5 m					9283	5287	6506	3779		
+ 3,0 m			14131	7281	8860	4930	6308	3604	4778	2736
+ 1,5 m			13258	6605	8457	4590	6104	3424	4690	2656
+ 0 m			12825	6269	8180	4357	5948	3287		
- 1,5 m			12760	6219	8068	4261	5890	3236		
- 3,0 m	22054*	11787	12922	6344	8145	4327	5983	3318		
- 4,5 m	20384*	12251	13269	6613	8404	4545				

Working ranges Monoblock 6,95 m (C25.5M)



STICK LENGTHS	2,50 m (D25.2)	3,20 m (D25.3)
A Max. cut-in height	9,81 m	10,08 m
B Max. pouring height	7,21 m	7,48 m
C Max. trench depth	6,99 m	7,69 m
D Max. reach	10,94 m	11,58 m
Max. bucket digging force	168* kN	168* kN
Max. stick digging force	161* kN	136* kN

Lifting capacities Monoblock 6,95 m (C25.5M)

240LC

Lifting capacity at 370 bar

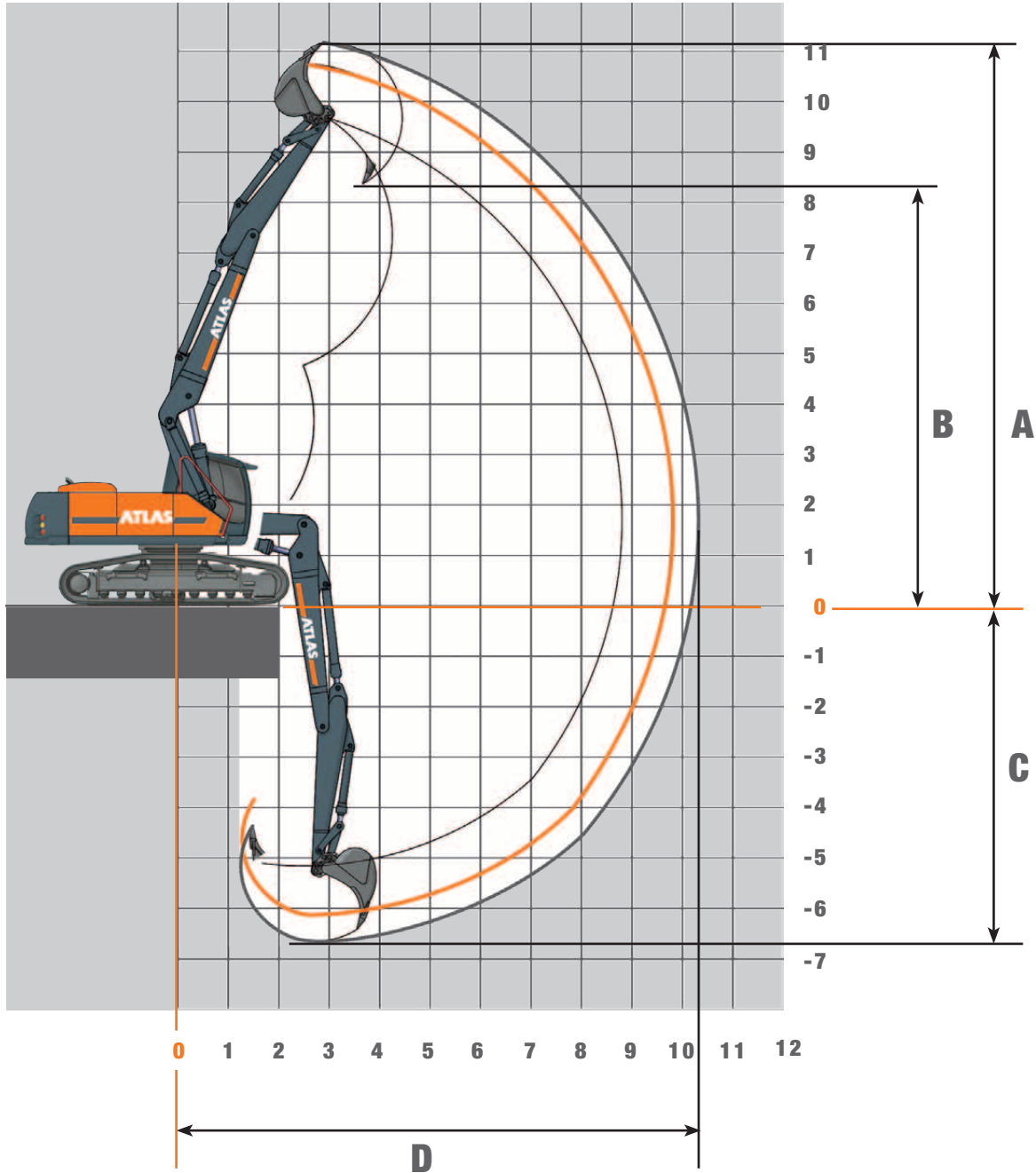
HEIGHT	3,0 m		4,5 m		6,0 m		7,5 m		9,0 m	
	FRONT	LATERAL	FRONT	LATERAL	FRONT	LATERAL	FRONT	LATERAL	FRONT	LATERAL
Monoblock 6,95 m (C25.5M) with stick 2,50 m (D25.2). Max. reach 10,94 m										
+ 9,0 m										
+ 7,5 m							6625	4179		
+ 6,0 m							6563	4124		
+ 4,5 m					8940	5409	6373	3954	4812	2991
+ 3,0 m					8466	5001	6144	3749	4715	2903
+ 1,5 m					8117	4700	5944	3570	4613	2810
+ 0 m					7945	4552	5813	3453	4544	2746
- 1,5 m			12723	6825	7942	4550	5783	3427		
- 3,0 m	16875*	13615	12897	6964	8047	4640	5867	3501		
- 4,5 m			13203	7208	8275	4836				
Monoblock 6,95 m (C25.5M) with stick 3,20 m (D25.3). Max. reach 11,58 m										
+ 9,0 m										
+ 7,5 m										
+ 6,0 m										
+ 4,5 m							6661	4198	4941	3098
+ 3,0 m					3091	5522	6435	3996	4852	3017
+ 1,5 m					8552	5057	6165	3755	4717	2893
+ 0 m					8105	4672	5916	3532	4580	2768
- 1,5 m			10619*	6425	7839	4443	5737	3372	4476	2673
- 3,0 m			12317	6475	7747	4364	5648	3292	4439	2639
- 4,5 m			12485	6610	7813	4420	5688	3328		

240NLC

Lifting capacity at 370 bar

HEIGHT	3,0 m		4,5 m		6,0 m		7,5 m		9,0 m	
	FRONT	LATERAL	FRONT	LATERAL	FRONT	LATERAL	FRONT	LATERAL	FRONT	LATERAL
Monoblock 6,95 m (C25.5M) with stick 2,50 m (D25.2). Max. reach 10,94 m										
+ 9,0 m										
+ 7,5 m							6565	3824		
+ 6,0 m							6503	3770		
+ 4,5 m					8859	4921	6313	3602	4765	2719
+ 3,0 m					9385	4521	6084	3401	4668	2632
+ 1,5 m					8035	4226	5884	3225	4566	2540
+ 0 m					7864	4081	5753	3109	4497	2477
- 1,5 m			12595	3079	7861	4079	5724	3083		
- 3,0 m	16875*	11923	12769	6214	7966	4168	5807	3157		
- 4,5 m			13075	6451	8193	4359				
Monoblock 6,95 m (C25.5M) with stick 3,20 m (D25.3). Max. reach 11,58 m										
+ 9,0 m										
+ 7,5 m										
+ 6,0 m										
+ 4,5 m							6602	3841	4894	2923
+ 3,0 m					9010	5028	6376	3642	4805	2743
+ 1,5 m					8470	4573	6105	3404	4670	2620
+ 0 m					8023	4196	5857	3185	4533	2497
- 1,5 m			10619*	5688	7758	4072	5678	3027	4429	2403
- 3,0 m			12190	5736	7665	3894	5588	2949	4392	2370
- 4,5 m			12358	5866	7731	3950	5629	2985		

Working ranges Adjustable Boom 1,95 m (C 25.41) and 4,23 m (C25.46)



STICK LENGTHS	2,15 m (D21.23)	2,65 m (D21.33)
A Max. cut-in height	10,68 m	11,10 m
B Max. pouring height	8,01 m	8,43 m
C Max. trench depth	6,28 m	6,67 m
D Max. reach	9,79 m	10,26 m
Max. bucket digging force	170 (185)* kN	170 (185)* kN
Max. stick digging force	138 (150)* kN	120 (131)* kN

Lifting capacities Adjustable Boom 1,95 m (C 25.41) and 4,23 m (C25.46)

240LC

Lifting capacity at 360 bar

HEIGHT	3,0 m		4,5 m		6,0 m		7,5 m		9,0 m	
	FRONT	LATERAL	FRONT	LATERAL	FRONT	LATERAL	FRONT	LATERAL	FRONT	LATERAL
Adjustable boom 1.95 m (C 25.41) and 4,23 m (C25.46) with stick 2.15 m (D 21.23) Max. reach 9,79 m										
+ 8,0 m			7875*	7875*						
+ 7,0 m			7603*	7603*	7236*	5998				
+ 6,0 m			8088*	8088*	7149*	6069				
+ 5,0 m	10211*	10211*	9151*	8961	7396*	6037	6546*	4249		
+ 4,0 m			10156*	8804	7813*	5983	6653	4280		
+ 3,0 m			11508*	8689	8362*	5946	6641	4275		
+ 2,0 m	10253*	10253*	12558*	8623	8968*	5923	6617	4239		
+ 1,0 m	14424*	14424*	13689*	8621	8989	5949	6551	4178		
+ 0 m	18056*	15886	13909	8676*	9030	5890	6470	4102		
- 1,0 m	21571*	15771	13998	8585	9186	5713	6390	4031		
- 2,0 m	23424*	15644	14161	8481	9006	5547	6367	4010		
- 3,0 m	23701*	15631	14453	8325	8904	5459				
- 4,0 m	23588*	15614	13539*	8208						
Adjustable boom 1.95 m (C 25.41) and 4,23 m (C25.46) with stick 2.65 m (D 21.33) Max. reach 10,26 m										
+ 8,0 m			6876*	6876*	6514*	5992				
+ 7,0 m			6772*	6772*	6660*	6128				
+ 6,0 m			7270*	7270*	6763*	6116	6120*	4320		
+ 5,0 m	9881*	9881*	8318*	8318*	7053*	6063	6275*	4382		
+ 4,0 m			9531*	8862	7471*	5999	6447*	4405		
+ 3,0 m			10760*	8713	8010*	5942	6628	4396		
+ 2,0 m	11214*	11214*	12177*	8616	8615*	5906	6608	4356		
+ 1,0 m	14088*	14088*	13553*	8596	8964	5901	6626	4285		
+ 0 m	16960*	15750	13832*	8623	8975	5946	6564	4194		
- 1,0 m	20184*	15859	13900	8635	9046	5832	6463	4101		
- 2,0 m	22790*	15667	14031	8498	9118	5657	6383	4027		
- 3,0 m	23456*	15588	14274	8437	8948	5494				
- 4,0 m	24076*	15682	14347	8235	8896	5449				

240NLC

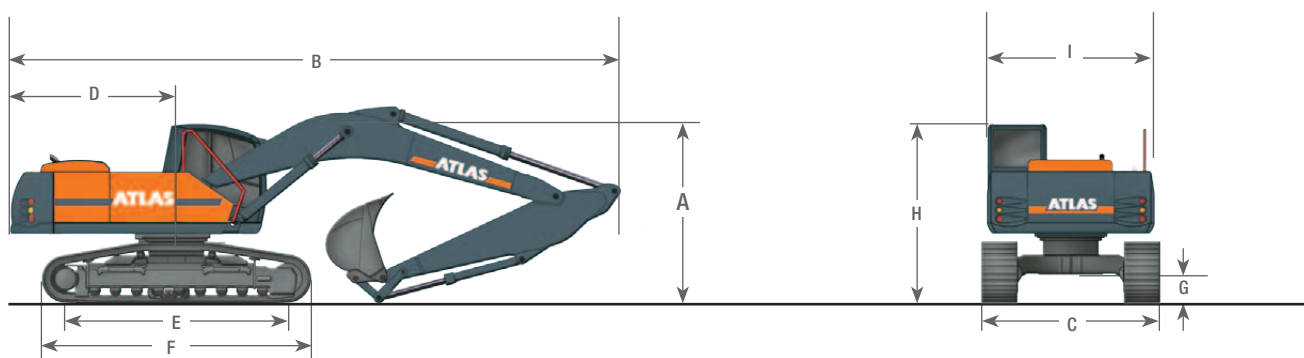
Lifting capacity at 360 bar

HEIGHT	3,0 m		4,5 m		6,0 m		7,5 m		9,0 m	
	FRONT	LATERAL	FRONT	LATERAL	FRONT	LATERAL	FRONT	LATERAL	FRONT	LATERAL
Adjustable boom 1.95 m (C 25.41) and 4,23 m (C25.46) with stick 2.15 m (D 21.23) Max. reach 9,79 m										
+ 8,0 m			7875*	7875*						
+ 7,0 m			7603*	7603*	7236*	5509				
+ 6,0 m	9031*	9031*	8088*	8088*	7149*	5608				
+ 5,0 m	11209*	11209*	9151*	8240	7396*	5580	6546*	3903		
+ 4,0 m	9543*	9543*	10156*	8088	7813*	5537	6599	3933	5904	3501
+ 3,0 m	9627*	9627*	11508*	7990	8362*	5502	6590	3928	5906	3503
+ 2,0 m	12055*	11212*	12558*	7922*	8931	5484	6557	3892	5880	3479
+ 1,0 m	14693*	11218	13689*	7923	8925	5519	6492	3833	5831	3435
+ 0 m	17097*	11303	13808	7968	8963	5403	6410	3758	5774	3384
- 1,0 m	19025*	11089	13905	7805	9105	5230	6330	3687		
- 2,0 m	19393*	10967	14075	7703	8924	5068	6307	3667		
- 3,0 m	19648*	10947	14325	7552	8822	4982				
- 4,0 m	19313*	10818	13539*	7439						
Adjustable boom 1.95 m (C 25.41) and 4,23 m (C25.46) with stick 2.65 m (D 21.33) Max. reach 10,26 m										
+ 8,0 m			6876*	6876*	6514*	5503				
+ 7,0 m			6772*	6772*	6660*	5660*				
+ 6,0 m			7270*	7270*	6763*	5653	6120*	3972		
+ 5,0 m	9711*	9711*	8318*	8308	7053*	5612	6275*	4033	5919*	3589
+ 4,0 m	10437*	10437*	9531*	8148	7471*	5551	6447*	4056	6029	3616
+ 3,0 m	10416*	10416*	10760*	8001	8010*	5502	6574	4047	6020	3610
+ 2,0 m	12547*	11188	12177*	7916	8615*	5466	6558	4008	5984	3577
+ 1,0 m	14373*	11180	13553*	7889	8892	5462*	6578	3938	5924	3523
+ 0 m	16330*	11227	13739	7909	8910	5458	6505	3848	5850	3455
- 1,0 m	18373*	11157	13809	7853	8979	5346	6403	3756	5779	3386
- 2,0 m	19232*	10989	13941*	7720	9036	5175	6323	3683	5747	3357
- 3,0 m	19436*	10912	14199	7620	8867	5015				
- 4,0 m	19974*	10881	14220	7464	8815	4971				

The specified max. loading capacities in kilogrammes include a stability of 33% or are calculated at 87% of the hydraulic lifting power, as per ISO10567. These values are applicable at the tip of the arm with optimum positioning of the corresponding arm system and when the pressure is switched on. *Value limited due to hydraulics.

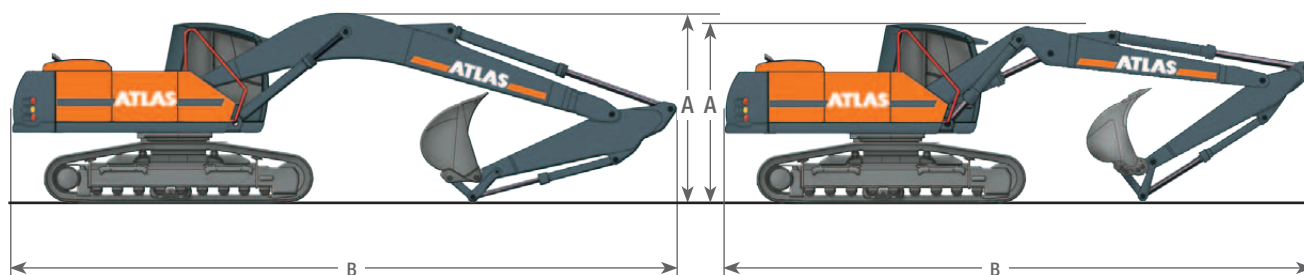
Dimensions

Monoblock 5,95 m (C25.3M)



Monoblock 6,95 m (C25.5M)

Adjustable boom 1,95m (C25.41) and 4,23m (C25.46)



A	TRANSPORT HEIGHT		B	TRANSPORT LENGTHS	
	Monoblock 5,95 m (C25.3M) with stick 2,50 m (D25.2)	3,05 m		Monoblock 5,95 m (C25.3M) with stick 2,50 m (D25.2)	10,12 m
	Monoblock 5,95 m (C25.3M) with stick 3,20 m (D25.3)	3,35 m		Monoblock 5,95 m (C25.3M) with stick 3,20 m (D25.3)	10,15 m
	Monoblock 6,95 m (C25.5M) with stick 2,50 m (D25.2)	3,20 m		Monoblock 6,95 m (C25.5M) with stick 2,50 m (D25.2)	11,14 m
	Monoblock 6,95 m (C25.5M) with stick 3,20 m (D25.3)	3,35 m		Monoblock 6,95 m (C25.5M) with stick 3,20 m (D25.3)	11,15 m
	Adjustable boom, 1,95 m (C25.41) and 4,23 m (C25.46)			Adjustable boom, 1,95 m (C25.41) and 4,23 m (C25.46)	
	with stick 2,15 m (D21.23)	3,15 m		with stick 2,15 m (D21.23)	9,88 m
	with stick 2,65 m (D21.33)	3,15 m		with stick 2,65 m (D21.33)	9,93 m
C	TRANSPORT WIDTHS		D	REAR PIVOTING RADIUS	
		TRACK LC			2,80 m
		2,40 m			
		TRACK NLC			
		2,00 m	D <td colspan="2">REAR PIVOTING RADIUS</td>	REAR PIVOTING RADIUS	
	Ground plate width 500mm		E <td colspan="2">SUPPORTING CHAIN LENGTH</td>	SUPPORTING CHAIN LENGTH	
	Ground plate width 600mm	3,00 m			3,70 m
	Ground plate width 700mm	3,10 m	F <td colspan="2">DRIVE LENGTH</td>	DRIVE LENGTH	
	Ground plate width 800mm	3,20 m			4,53 m
			G <td colspan="2">GROUND CLEARANCE</td>	GROUND CLEARANCE	
					0,44 m
			H <td colspan="2">HEIGHT ABOVE CAB</td>	HEIGHT ABOVE CAB	
					3,01 m
			I <td colspan="2">SUPERSTRUCTURE TRANSPORT WIDTH</td>	SUPERSTRUCTURE TRANSPORT WIDTH	
					2,80 m

We reserve the right to make structural changes, data is informational only, units comply with the new European safety guidelines.

www.atlasgmbh.com

ATLAS Maschinen GmbH

EXCAVATORS

Atlasstrasse 6

27777 Ganderkesee, Germany

T: +49 (0) 4222 954 0

F: +49 (0) 4222 954 343

info@atlasgmbh.com

240LC-EN (1) Effective date: August 2010. Product specifications and prices are subject to change without notice or obligation. The photographs and/or drawings in this document are for illustrative purposes only. Refer to the appropriate Operator's Manual for instructions on the proper use of this equipment. Failure to follow the appropriate Operator's Manual when using our equipment or to otherwise act irresponsibly may result in serious injury or death. The only warranty applicable to our equipment is the standard written warranty applicable to the particular product and sale and Atlas makes no other warranty, express or implied. The only warranty applicable to our equipment is the standard written warranty applicable to the particular product and sale and Atlas makes no other warranty, express or implied. Products and services listed may be trademarks, service marks or trade-names of Atlas Maschinen GmbH and/or its subsidiaries. All rights are reserved. Atlas® is a registered trademark of Atlas Maschinen GmbH. Copyright © 2010 Atlas Maschinen GmbH.