

ATLAS

Material Handler 270MH

FAST. RELIABLE. VERSATILE.

270MH




26.1 - 27 t



125 kW (170 hp)



10.3 - 16.4 m



Technical specifications

ENGINE

Power according to ISO 9249.....125kW (170 hp)	Cylinder capacity.....6700 cm ³	Battery.....2x 12V/2x 100Ah
RPM.....2000/min	Number of cylinders.....6	Alternator.....24 V/70Ah
Make.....CUMMINS QSB 6.7	Cooling system.....Water-cooled	Starter.....24V/3.2kW
Design.....Turbocharger / intercooler	Air filter.....Dry air filter	

HYDRAULIC SYSTEM

<ul style="list-style-type: none"> • 2 Load limit controlled high-performance piston pumps • Dual-circuit hydraulic system • 7 standard consumer loads in one control block • Sensitive, proportional, independent control • Primary and secondary protection against overload • Suction valves for all work functions 	<ul style="list-style-type: none"> • Load-retaining and fine lowering valve in lifting circuit • Pump flow control • Grab and grab-rotating function • Fuel-efficient flow-on-demand control • Pipe-break protection valves for lifting cylinders • Up to 2 additional control circuits possible 	<ul style="list-style-type: none"> • Max. oil flow.....380 l/min • Max. operating pressure.....340 bar • Operating modes: 3 pre-programmed modes (Fine, Eco, Power)
--	--	---

SWING ASSEMBLY

• Swing motor	Axial piston motor with priority valve	• Max. swing speed11/min
• Swing gear	Planetary transmission	• Swing torque63.2 kNm
• Swing brake:	Automatic multidisc brake	

TRACTION DRIVE AND BRAKES

• Variable displacement motor	• Maximum speed20 km/h	• Dual circuit brake systemMulti-disc
• Power-shift transmission	• Terrain speed5 km/h	• Parking brakeMulti-disc
• Double-acting brake valve	• Crawling speed1 km/h	
• Driving direction pre-selection via switch in joystick	• Tractive force132.8 kN	
	• Max. gradeability70.1%	

UNDERCARRIAGE

• 40 t special excavator axles	• Steering axle with automatic oscillating axle blocking	• 8 tyres10.00 - 20
--------------------------------	--	---------------------------

FILL CAPACITIES

• Fuel tank 389 Liter	• Engine oil 20 Liter	• Hydraulics system400 Liter
• Cooling system 42 Liter	• Hydraulic tank 216 Liter	

DRIVER'S CAB

<ul style="list-style-type: none"> • Meets latest safety standards • Extra large entry zone • Spacious leg room • Excellent circumferential visibility • Preparation for radio installation with mute function 	<p>CONTROL:</p> <ul style="list-style-type: none"> • Ergonomic joystick • Slim steering column, height and tilt adjustable • Indicators, controls and operating switches are clearly arranged 	<p>CLIMATE CONTROL:</p> <ul style="list-style-type: none"> • Air conditioning equipped as standard • Very good air distribution through optimally arranged nozzles
<p>DRIVER'S SEAT:</p> <ul style="list-style-type: none"> • Air-cushioned comfort seat (optional seat heating) • Arm rests and lumbar support • Seat adjustable separately from console 	<p>MONITORING</p> <ul style="list-style-type: none"> • Operating data display screen • Automatic system for monitoring, warning and storage of data 	<p>SOUND LEVELS:</p> <ul style="list-style-type: none"> • ISO6396 (L_{PA}) in driver's cab74 dB(A) • 2000/14EG (L_{WA}) ambience level103 dB(A)

Working equipment

OPERATING WEIGHTS

	LOADING BOOM 6.40 m (C25.5i)	LOADING BOOM 8.00 m (C25.6i)	ADJUSTABLE BOOM Base Arm 1.95 m (C25.41) Boom 4.23 (C25.46)
	Stick 5.00 m (D25.15i)	Stick 6.00 m (D25.16i)	Stick 2.65 m (D25.33)
4 outriggers	26.3 t	27.0 t	26.5 t

Operating weight with driver, solid rubber tyres, completely filled implement and 1.0 t for attachments and 1.4 t for lift-cab (option).

EQUIPMENT

BASIC DEVICE Atlas 270MH	Standard equipment	<ul style="list-style-type: none"> Slim steering column, height and tilt adjustable Different options for storage, compartment for documents Ready for electric cooling box Seat adjustable separately from console Rear view security camera with 5" LCD-colour monitor Heat-absorbing glass, tinted windows Automotive drive and cruise control Operating data screen display Bottle holder
<ul style="list-style-type: none"> 270MH material handler with quadruple outrigger support and 2 lifting cylinders (A22.39) 	Engine: <ul style="list-style-type: none"> Automatic idle Diesel pre-filter Engine monitoring 	
Mono Booms:	Hydraulics:	Equipment:
<ul style="list-style-type: none"> Loading boom 6.40 m (C25.5i) Loading boom 8.00 m (C25.6i) 	<ul style="list-style-type: none"> Grab and grab-rotating function Accumulator for emergency lowering of the arm system Pipe break protection valves for lifting cylinders Overload warning device Cylinder end damping Max. load-limit control 	<ul style="list-style-type: none"> Combined lubricating points for swing bearing and arm equipment
Mono Sticks:	Cab:	Undercarriage:
<ul style="list-style-type: none"> Stick 5.00 m (D25.15i) Stick 6.00 m (D25.16i) 	<ul style="list-style-type: none"> Air-conditioning Preparation for radio installation with mute function 	<ul style="list-style-type: none"> Power-shift transmission Wet disc brakes Tool box in the undercarriage
Adjustable Boom:		
<ul style="list-style-type: none"> Base Arm 1.95 m (D25.41) Boom 4.23 m (C25.46) Stick 2.65 m (D25.33) 		

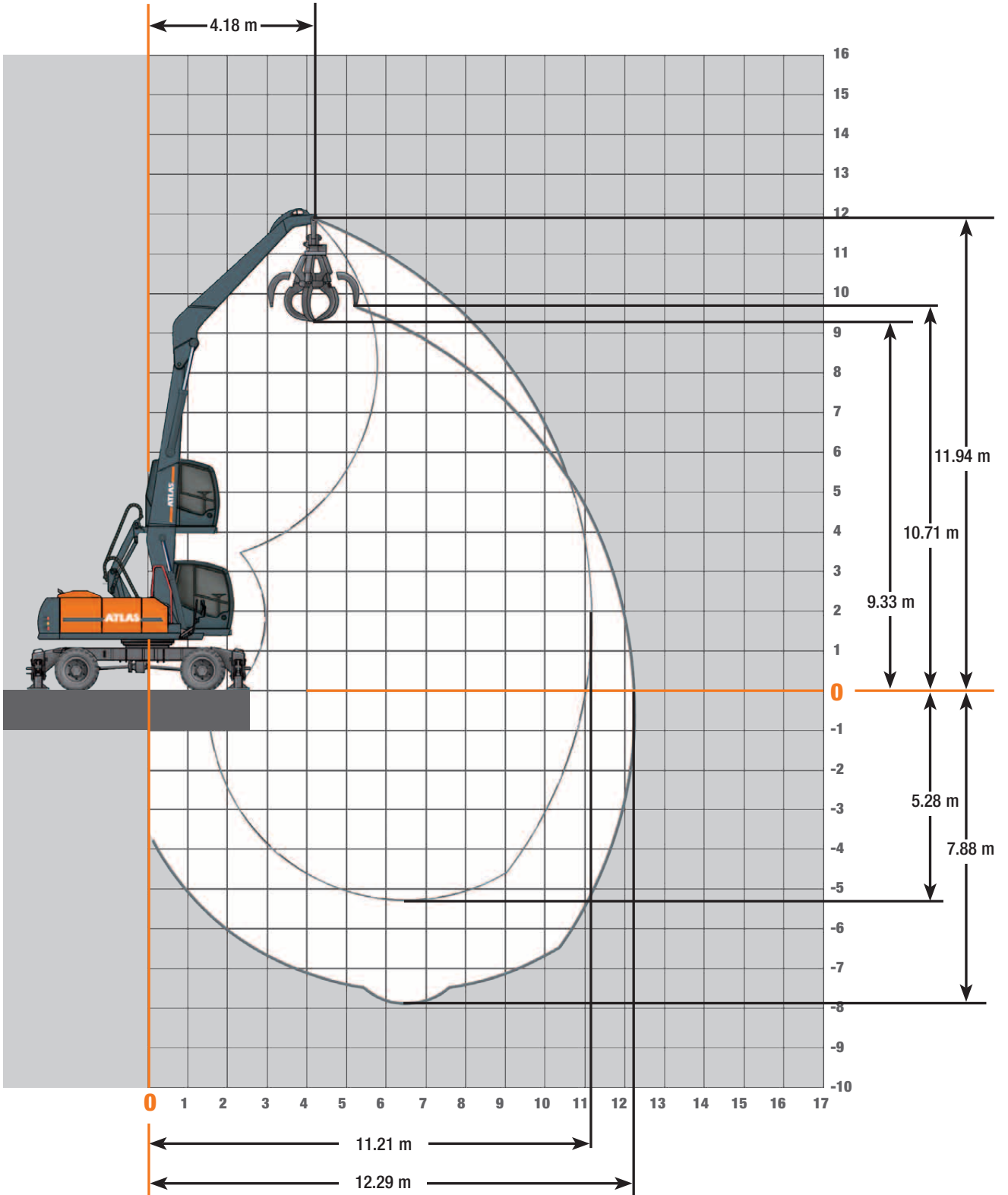
ADDITIONAL EQUIPMENT

Engine:	Equipment:	<ul style="list-style-type: none"> Cab elevation Lift-Cab (elevation up to 2,5m) Xenon working lights
<ul style="list-style-type: none"> Refueling pump Engine speed adjustment via potentiometer Auxiliary heating Cold start assistance 	<ul style="list-style-type: none"> Automatically controlled and monitored electric central lubrication system 	
Hydraulics:	Cab:	Undercarriage:
<ul style="list-style-type: none"> Hydr. adaptor kit, switch supports pairwise in front and back Hydr. adaptor kit, switch supports individually Bio oil 	<ul style="list-style-type: none"> Cab protection guard Beacon light Heated driver's seat GPS/GSM telemetric system for monitoring of operating data, consumption, position Radio CD/MP3, front AUX in, USB Thermoelectric cooling box 	<ul style="list-style-type: none"> Solid rubber tyres
		Other special equipment: see price list

ATTACHMENTS

<ul style="list-style-type: none"> Clamshell grab Orange peel grab 	<ul style="list-style-type: none"> Load hook Load lifting magnet 	<ul style="list-style-type: none"> Log grab
--	--	--

Working ranges Loading boom 6.40 m (C25.5i) and stick 5.00 m (D25.15i)



Lifting Capacities Loading boom 6.40 m (C25.5i) and stick 5.00 m (D25.15i)

Lifting Capacities Loading boom 6.40 m (C25.5i) with stick 5.00 m (D25.15i). Max. reach 12.29 m

HEIGHT		3,0 m		4,5 m		6,0 m		7,5 m		9,0 m	
		FRONT	LATERAL	FRONT	LATERAL	FRONT	LATERAL	FRONT	LATERAL	FRONT	LATERAL
12,0 m	Claws hi / vo raised in back										
	Claws hi / vo lowered										
10,5 m	Claws hi / vo raised in back			5,0*	5,0*	4,1*	4,1*				
	Claws hi / vo lowered			5,0*	5,0*	4,1*	4,1*				
9,0 m	Claws hi / vo raised in back					4,8*	4,8*	4,0*	4,0		
	Claws hi / vo lowered					4,8*	4,8*	4,0*	4,0*		
7,5 m	Claws hi / vo in the back					5,3*	5,3*	4,8*	4,0	3,6*	2,9
	Claws hi / vo lowered					5,3*	5,3*	4,8*	4,8*	3,6*	3,6*
6,0 m	Claws hi / vo raised in back			5,6*	5,6*	5,9*	5,7	5,6*	3,9	4,6*	2,9
	Claws hi / vo lowered			5,6*	5,6*	5,9*	5,9*	5,6*	5,6*	4,6*	4,6*
4,5 m	Claws hi / vo raised in back			6,8*	6,8*	7,3*	5,4	6,2	3,8	4,6	2,8
	Claws hi / vo lowered			6,8*	6,8*	7,3*	7,3*	6,5*	6,5*	5,5*	5,5*
3,0 m	Claws hi / vo raised in back	17,4*	14,3	11,2*	7,7	8,5	5,0	6,0	3,6	4,5	2,7
	Claws hi / vo lowered	17,4*	17,4*	11,2*	11,2*	8,5*	8,5*	6,9*	6,9*	5,8*	5,6
1,5 m	Claws hi / vo raised in back			12,8	6,8	8,0	4,6	5,7	3,4	4,3	2,6
	Claws hi / vo lowered			12,8*	12,8*	9,2*	9,2*	7,2*	7,1	5,9*	5,4
0 m	Claws hi / vo raised in back			7,3*	6,3	7,6	4,3	5,5	3,2	4,2	2,5
	Claws hi / vo lowered			7,3*	7,3*	9,5*	9,5*	7,3*	6,9	5,9*	5,3
- 1,5 m	Claws hi / vo raised in back			6,2*	6,0	7,4	4,1	5,4	3,1	4,2	2,4
	Claws hi / vo lowered			6,2*	6,2*	9,1*	9,1*	7,0*	6,8	5,5*	5,2
- 3,0 m	Claws hi / vo raised in back			6,6*	6,0	7,4	4,1	5,3	3,0	4,1	2,4
	Claws hi / vo lowered			6,6*	6,6*	8,0*	8,0*	6,2*	6,2*	4,7*	4,7*
- 4,5 m	Claws hi / vo raised in back			7,7*	6,1	6,1*	4,1	4,7*	3,1	3,2*	2,4
	Claws hi / vo lowered			7,7*	7,7*	6,1*	6,1*	4,7*	4,7*	3,2*	3,2*

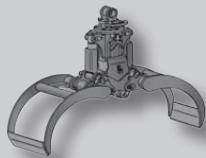
The specified max. loading capacities in tonnes include a stability of 33% or are calculated at 87% of the hydraulic lifting power, as per ISO10567. These values are applicable at the tip of the arm (without Bucket tipping cylinder, system of redirect levers) with optimum positioning of the corresponding arm system and with the pressure switched on.

Weights of attached load carrying accessories (grab, magnet, load hook, etc.) are not included with the load carrying values. * Value limited due to hydraulics.

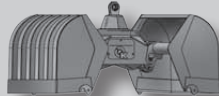
Attachments



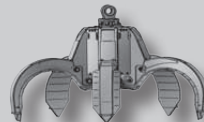
Load hook



Log grab



Clamshell grab

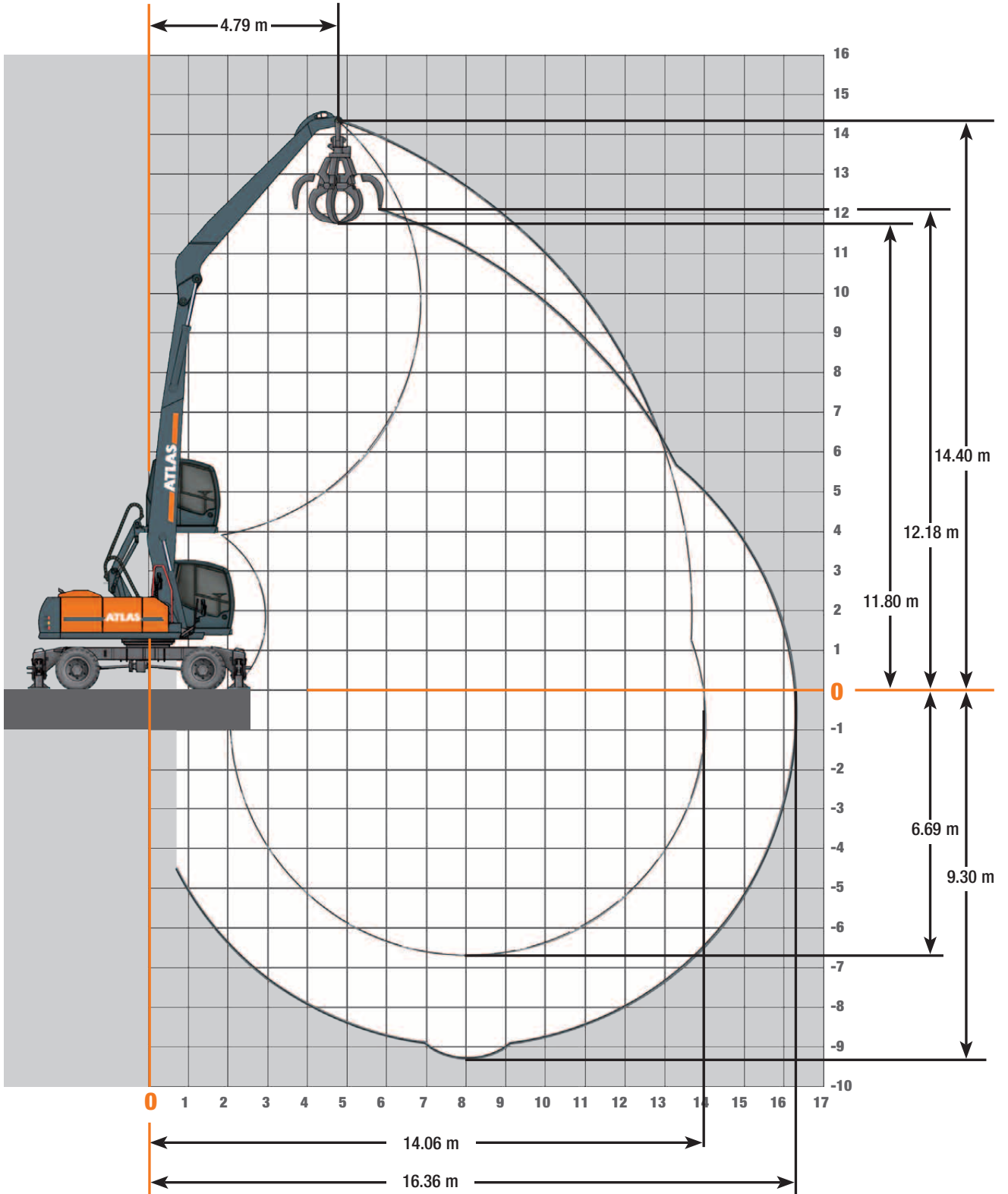


Orange peel grab



Load lifting magnet

Working ranges Loading boom 8.00 m (C25.6i) and stick 6.00 m (D25.16i)



Lifting Capacities Loading boom 8.00 m (C25.6i) and stick 6.00 m (D25.16i)

Lifting Capacities Loading Boom 8.00 m (C25.6i) with stick 6.00 m (D25.16i). Max reach 16.36 m

HEIGHT		3,0 m		4,5 m		6,0 m		7,5 m		9,0 m	
		FRONT	LATERAL	FRONT	LATERAL	FRONT	LATERAL	FRONT	LATERAL	FRONT	LATERAL
12,0 m	Claws hi / vo raised in back					3,1*	3,1*				
	Claws hi / vo lowered					3,1*	3,1*				
10,5 m	Claws hi / vo raised in back							3,0*	3,0*		
	Claws hi / vo lowered							3,0*	3,0*		
9,0 m	Claws hi / vo raised in back					4,0*	4,0*	3,6*	3,6*	2,8*	2,8*
	Claws hi / vo lowered					4,0*	4,0*	3,6*	3,6*	2,8*	2,8*
7,5 m	Claws hi / vo in the back					4,2*	4,2*	4,0*	4,0*	3,5*	3,1
	Claws hi / vo lowered					4,2*	4,2*	4,0*	4,0*	3,5*	3,5*
6,0 m	Claws hi / vo raised in back							4,5*	4,2	4,0*	3,0
	Claws hi / vo lowered							4,5*	4,5*	4,0*	4,0*
4,5 m	Claws hi / vo raised in back					5,1*	5,1*	5,2*	4,0	4,7*	2,9
	Claws hi / vo lowered					5,1*	5,1*	5,2*	5,2*	4,7*	4,7*
3,0 m	Claws hi / vo raised in back	4,1*	4,1*	6,4*	6,4*	7,0*	5,3	6,2	3,7	4,6	2,8
	Claws hi / vo lowered	4,1*	4,1*	6,4*	6,4*	7,0*	7,0*	6,4*	6,4*	5,5*	5,5*
1,5 m	Claws hi / vo raised in back	12,8*	12,8*	11,7*	7,3	8,3	4,8	5,9	3,5	4,4	2,6
	Claws hi / vo lowered	12,8*	12,8*	11,7*	11,7*	8,6*	8,6*	6,9*	6,9*	5,7*	5,5
0 m	Claws hi / vo raised in back			12,3	6,4	7,8	4,4	5,6	3,2	4,2	2,4
	Claws hi / vo lowered			12,8*	12,8*	9,2*	9,2*	7,1*	7,0	5,8*	5,3
- 1,5 m	Claws hi / vo raised in back			7,0*	5,9	7,4	4,0	5,3	3,0	4,1	2,3
	Claws hi / vo lowered			7,0*	7,0*	9,1*	9,1*	7,1*	6,8	5,7*	5,2
- 3,0 m	Claws hi / vo raised in back			6,4*	5,7	7,2	3,9	5,2	2,9	4,0	2,3
	Claws hi / vo lowered			6,4*	6,4*	8,5*	8,5*	6,6*	6,6*	5,2*	5,1
- 4,5 m	Claws hi / vo raised in back			6,8*	5,7	7,2*	3,9	5,2	2,9	4,1	2,3
	Claws hi / vo lowered			6,8*	6,8*	7,2*	7,2*	5,6*	5,6*	4,2*	4,2*

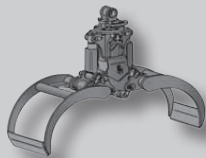
The specified max. loading capacities in tonnes include a stability of 33% or are calculated at 87% of the hydraulic lifting power, as per ISO10567. These values are applicable at the tip of the arm (without Bucket tipping cylinder, system of redirect levers) with optimum positioning of the corresponding arm system and with the pressure switched on.

Weights of attached load carrying accessories (grab, magnet, load hook, etc.) are not included with the load carrying values. * Value limited due to hydraulics.

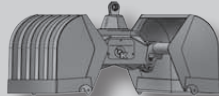
Attachments



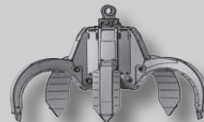
Load hook




Log grab



Clamshell grab



Orange peel grab

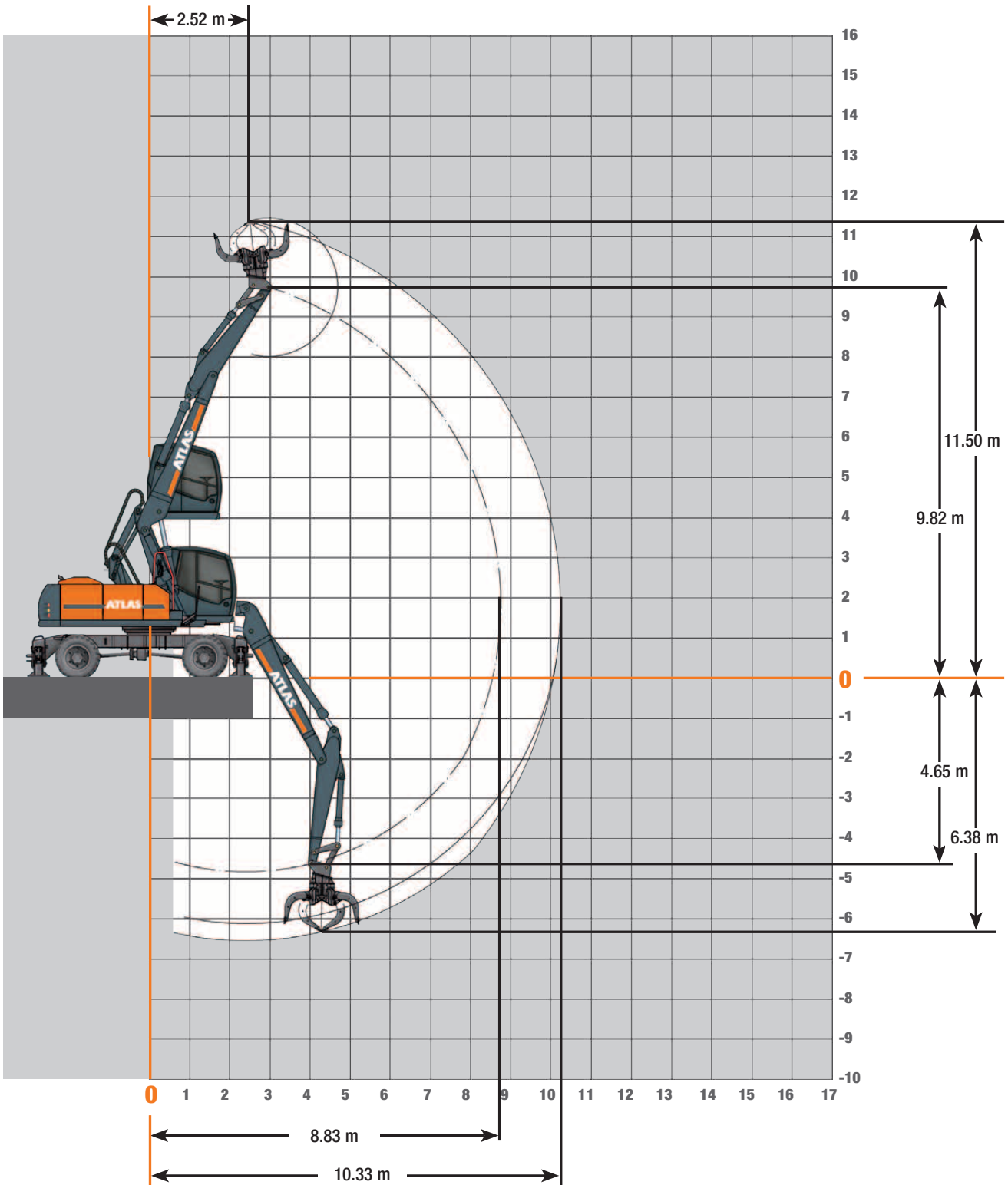


Load lifting magnet

270MH

Working ranges

Adjustable Boom, Base arm 1.95 m (C25.41) and boom 4.23 m (C25.46)
+ stick 2.65 m (D25.33)



Lifting Capacities

Adjustable Boom, Base arm 1.95 m (C25.41) and boom 4.23 m (C25.46)
+ stick 2.65 m (D25.33) Max. reach 10.33 m

Lifting capacities Base arm 1.95 m (C25.41) and boom 4.23 m (C25.46) with stick 2.65 m (D25.33). Max reach 10.33 m

HEIGHT		3,0 m		4,5 m		6,0 m		7,5 m		9,0 m	
		FRONT	LATERAL	FRONT	LATERAL	FRONT	LATERAL	FRONT	LATERAL	FRONT	LATERAL
12,0 m	Claws hi / vo raised in back										
	Claws hi / vo lowered										
10,5 m	Claws hi / vo raised in back										
	Claws hi / vo lowered										
9,0 m	Claws hi / vo raised in back			7,7*	7,7*						
	Claws hi / vo lowered			7,7*	7,7*						
7,5 m	Claws hi / vo in the back			6,7*	6,7*	6,7*	5,7				
	Claws hi / vo lowered			6,7*	6,7*	6,7*	6,7*				
6,0 m	Claws hi / vo raised in back			7,4*	7,4*	6,8*	5,7	6,2*	4,0		
	Claws hi / vo lowered			7,4*	7,4*	6,8*	6,8*	6,2*	6,2*		
4,5 m	Claws hi / vo raised in back			9,1*	8,2	7,3*	5,6	6,3*	4,1		
	Claws hi / vo lowered			9,1*	9,1*	7,3*	7,3*	6,3*	6,3*		
3,0 m	Claws hi / vo raised in back			10,9*	8,0*	8,0*	5,5	6,3	4,1		
	Claws hi / vo lowered			10,9*	10,9*	8,0*	8,0*	6,7*	6,7*		
1,5 m	Claws hi / vo raised in back	13,4*	13,4*	13,0*	7,9	8,6	5,5	6,3	4,0		
	Claws hi / vo lowered	13,4*	13,4*	13,0*	13,0*	9,0*	9,0*	7,2*	7,2*		
0 m	Claws hi / vo raised in back	17,4*	14,1	13,1	8,0	8,6	5,5	6,2	3,9		
	Claws hi / vo lowered	17,4*	17,4*	13,9*	13,9*	9,8*	9,8*	7,8*	7,6*		
-1,5 m	Claws hi / vo raised in back	21,8*	13,9	13,3*	7,8	8,7	5,3	6,1	3,7		
	Claws hi / vo lowered	21,8*	21,8*	14,1*	14,1*	10,2*	10,2*	8,0*	7,5		
-3,0 m	Claws hi / vo raised in back	23,2*	13,8	13,7	7,7	8,5	5,0				
	Claws hi / vo lowered	23,2*	23,2*	14,3*	14,3*	10,4*	10,4*				
-4,5 m	Claws hi / vo raised in back	22,5*	13,7	12,8*	7,4						
	Claws hi / vo lowered	22,5*	22,5*	12,8*	12,8*						

The specified max. loading capacities in tonnes include a stability of 33% or are calculated at 87% of the hydraulic lifting power, as per ISO10567.

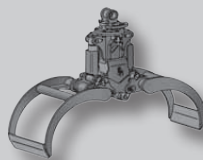
These values are applicable at the tip of the arm (without Bucket tipping cylinder, system of redirect levers) with optimum positioning of the corresponding arm system and with the pressure switched on.

Weights of attached load carrying accessories (grab, magnet, load hook, etc.) are not included with the load carrying values. * Value limited due to hydraulics.

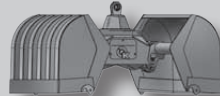
Attachments



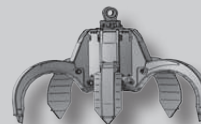
Load hook



Log grab



Clamshell grab

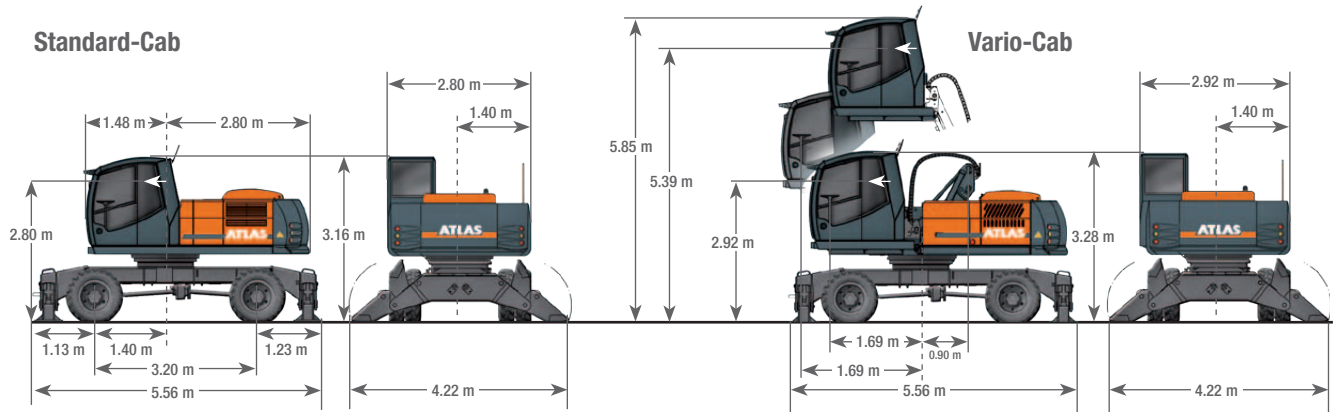


Orange peel grab

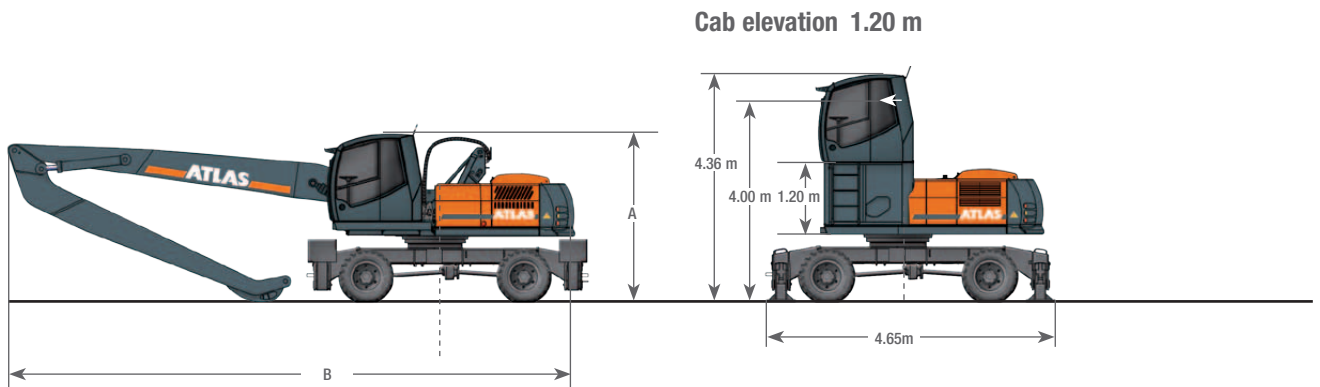


Load lifting magnet

Dimensions



(A) TRANSPORT HEIGHT	(B) TRANSPORT LENGTH
Loading boom 6.40 m with stick 5.00 m 3.29 m	Loading boom 6.40 m with stick 5.00 m 9.94 m
Loading boom 8.00 m with stick 6.00 m 3.29 m	Loading boom 8.00 m with stick 6.00 m 9.94 m
Adjustable Boom 1.95 m 4.23 m with stick 2.65 m 3.29 m	Adjustable Boom 1.95 m 4.23 m with stick 2.65 m 11.56 m



Further variations of cabs on request

www.atlasgmbh.com

ATLAS Maschinen GmbH
 EXCAVATORS
 Atlasstrasse 6
 27777 Ganderkesee, Germany
 T: +49 (0) 4222 954 0
 F: +49 (0) 4222 954 343
 info@atlasgmbh.com

270MH-EN (1) Effective date: August 2010. Product specifications and prices are subject to change without notice or obligation. The photographs and/or drawings in this document are for illustrative purposes only. Refer to the appropriate Operator's Manual for instructions on the proper use of this equipment. Failure to follow the appropriate Operator's Manual when using our equipment or to otherwise act irresponsibly may result in serious injury or death. The only warranty applicable to our equipment is the standard written warranty applicable to the particular product and sale and Atlas makes no other warranty, express or implied. The only warranty applicable to our equipment is the standard written warranty applicable to the particular product and sale and Atlas makes no other warranty, express or implied. Products and services listed may be trademarks, service marks or trade-names of Atlas Maschinen GmbH and/or its subsidiaries. All rights are reserved. Atlas® is a registered trademark of Atlas Maschinen GmbH. Copyright © 2010 Atlas Maschinen GmbH.